


VICTOR REINZ®



**DAEWOO/CHEVROLET
Q3 / 2023**



VictorReinz.com/online-catalog

Victor Reinz®

at a Glance



Online Catalog

VictorReinz.com/online-catalog



Newsletter

VictorReinz.com/EN/News/Newsletter.aspx?region



Youtube

www.youtube.com/user/VictorReinzSealingEN



Catalog News

VictorReinz.com/news



Technical Service Information

VictorReinz.com/tsi



Facebook

www.facebook.com/VictorReinzParts



Just seal it!

VictorReinz.com/jsi



Technical Datasheet

VictorReinz.com/jsi-datasheet



LinkedIn

www.linkedin.com/showcase/victor-reinz-emea




Safety Datasheet

VictorReinz.com/jsi-datasheet

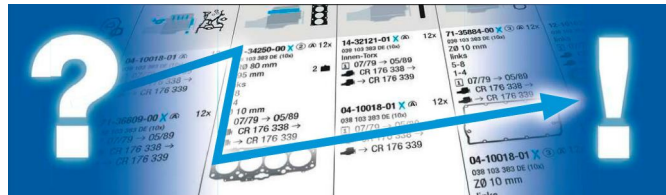


Homepage

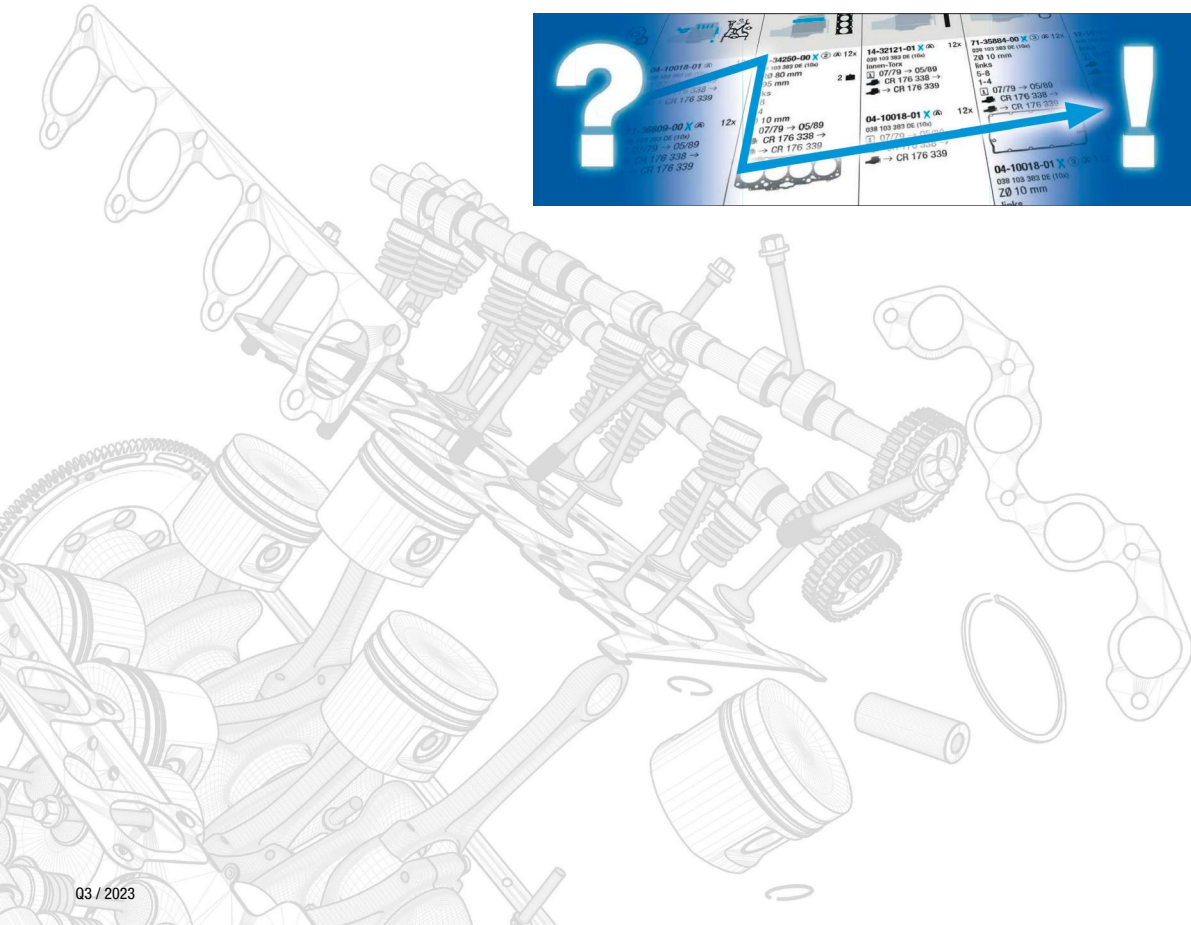
VictorReinz.com



VictorReinz.com/catalog-info



VictorReinz.com/catalog-how-to-use



DAEWOO/CHEVROLET



Code

0-9

16 LZ2 32

16S 32

20 NEJ 56

2H0 36

2H6 11

2H7 33

2H8 33

2H9 40-41

4JA1 61

4JH1-TC 65

4JJ1 65

4JJ1-TC 66

4JK1-TC 62

4JK1-TCX 62

6VD1 (DOHC) 68

A

A 12 XEL 7

A 12 XER 7

A 14 NET 10

A 14 SMS 8

A 14 XER 11

A 15 DMS 19

A 15 MF 20

A 15 SMS 19

A 16 DMS 24

A 17 DTE 32

A 22 DMH 56

A 24 XE 59

A 30 XH 64

A13SMS 8

B

B 10 D1 6

B 10 S 6

B 10 S1 6

B 10 XE 6

B 12 D1 7

B 12 S1 7

B 14 NET 10

B 16 DTH 20, 24

B 16 NE 25

B12S3 7



Code

C

C 14 NZ 11

C 14 SE 12

C 14 SEL 12

C 16 NE 25

C 16 SE 25

C 16 XE 26

C 18 LE 34

C 18 NE 34

C 20 LE 41

C 20 LET 42

C 20 NE 41

C 20 NED 41

C 20 SED 42

C 20 SEL 43

C 20 XE 43

C 22 SEL 56

C 30 NE 64

C14E 12

C18XE 35

F

F 12 S3 7

F 14 D3 13-14

F 14 D4 14

F 14 S3 15

F 15 S 20

F 15 S3 21

F 16 D3 26-27

F 16 D4 28

F 18 D3 35

F 18 D4 36

F 8 B 5

F 8 C 5

F 8 CV 5

F12S3 7

G

G 10 CV 6

G 15 MF 21-22

G13BB 9

G16B 28

J

J20A 43



Code

L

L01(98CUL4) 25

L10(61CUL4) 6

L11(61CUL4) 6

L13(82CUL4) 17

L14(85CUL4) 17

L19(61CUL4) 6

L34 49

L34(121CUL4) 43

L34(122CUL4) 50

L43(91CUL4) 23

L44(96CUL4) 30

L44(98CUL4) 25

L45(61CUL4) 6

L61 57

L73(98CUL4) 25

L88 50

L91 30

L91(98CUL4) 25

L95 17

LA2 6

LA2(61CUL4) 6

LA9 56

LAT 59

LBF(49CUL3) 5

LBK 60

LBM 44

LBS 44

LD1 44

LD9(147CUL4) 59

LDA 35

LDC 7

LDD 11

LDE 28

LDP 9

LDT 14

LDV 9

LE2(85CUL4) 15

LE4(122CUL4) 41, 45

LE5 59-60

LE8(152CUV6) 61

LE9(145CUL4) 59

LF1 65

LF3(121CUL6) 44

LF4(152CUL6) 60



Code

LFS 46

LFV 22

LFW 64

LH7(98CUL4) 24, 36

LKL(61CUL4) 6

LKR 32

LLW 46

LMN 46

LMT 6

LMU 7

LNF 47

LNL(61CUL4) 6

LNP 47

LNQ 56

LQ2(49CUL3) 5

LQ4(61CUL4) 6

LQ5 47

LSF 10

LSJ 48

LSY 48

LTG 48

LU1 66-67

LUD 32

LUJ 15-16

LUK 59

LUU 16

LUV 16

LUW 36

LUZ 49

LV6 37

LV7 16

LV8(91CUL4) 23

LVL 24

LVN 61

LWD 7

LWE 36

LWH 62

LWN 63

LWQ 24

LX5(85CUL4) 15

LX6 23

LX6(91CUL4) 23

LXT 26

LXV 29

LY4 8



Code

LYX 22

M

M 104.992 67

M 104.995 67

M 111.970 59

M 161.950 50

M 161.970 59

M13A 10

M15A 23

MB OM 601 57

MB-OM 601 29TD 64

MB-OM 662 64

O

OM662LA 64

S

S 18 NV 37

T

T 18 SED 38

T 20 SED 51

T 22 SED 57

V

VM 62

X

X 14 XE 12

X 14 YEH 18

X 14 YFH 18

X 16 XE 30

X 17 DT 33

X 18 XE 38

X 18 XE1 38

X 20 D1 44

X 20 DTH 44

X 20 DTL 44

X 20 SE 52

X 20 SED 51

X 20 XEV 50, 52-53

X 22 SE 58

X 22 XE 58

X 25 D1 60



Code

XLD28 63

Y

Y 15 L 24

Y 17 DT 33

Y 17 DTL 33

Y 20 DTH 53

Z

Z 12 XE 8

Z 13 DTJ 9

Z 14 XE 19

Z 14 XEP 19

Z 16 SE 31

Z 16 XE 31

Z 18 XE 39

Z 18 XEL 39

Z 18 XER 36

Z 20 DM 54

Z 20 DMH 54

Z 20 L 51

Z 20 LEH 54

Z 20 LER 55

Z 20 S 46

Z 20 S1 55

Z 22 D1 56

Z 22 SE 57

Z 22 YH 58

Z 24 SED 59















































Z 24 XED 59

Z 28 NET 63

Z 32 SE 66-67

Z 32 SEE 67

DAEWOO/CHEVROLET

<p>Ltr. </p>	<p>0,8 F 8 B</p>	<p>27-29 kW (37-39 PS)</p>	<p>DAMAS TICO</p>	<p> 10/91-12/11</p>																					
<p>0,8 F 8 C F 8 CV</p>	<p>27-38 kW (37-52 PS)</p>	<p>DAMAS LABO MATIZ SPARK TICO</p>	<p>02/95</p>	<p>01-52550-02</p>		<p>02-52550-02</p>		<p>61-52550-00 68,7 Ø</p>		<p>12-52957-01</p>		<p>71-52552-00</p>		<p>71-52549-00</p>		<p>81-53237-00 K</p>		<p>81-53297-00 K</p>		<p>81-53237-00 N</p>		<p>81-53236-00 K</p>		<p>81-53297-00 K</p>	
<p>0,8 LBF(49CUL3) LO2(49CUL3)</p>	<p>37-38 kW (50-52 PS)</p>	<p>MATIZ MATIZ LPG SPARK</p>	<p>03/05-12/13</p>	<p>01-53175-02</p>		<p>02-53175-02</p>		<p>61-53175-00 94 580 082 69,5 Ø</p>		<p>14-32355-01 94 580 081 (8x)</p>		<p>71-53137-00 94 580 083</p>		<p>12-52939-02 94 535 484 (6x)</p>		<p>71-53136-00</p>		<p>70-31414-10</p>		<p>81-53236-00 N</p>		<p>81-53236-00 K</p>		<p>81-53297-00 K</p>	
<p>0,8 LBF(49CUL3) LO2(49CUL3)</p>	<p>37-38 kW (50-52 PS)</p>	<p>MATIZ MATIZ LPG SPARK</p>	<p>03/05-12/13</p>	<p>01-53175-02</p>		<p>02-53175-02</p>		<p>61-53175-00 94 580 082 69,5 Ø</p>		<p>14-32355-01 94 580 081 (8x)</p>		<p>71-53137-00 94 580 083</p>		<p>12-52939-02 94 535 484 (6x)</p>		<p>71-53136-00</p>		<p>70-31414-10</p>		<p>81-53236-00 N</p>		<p>81-53236-00 K</p>		<p>81-53297-00 K</p>	


DAEWOO/CHEVROLET

Ltr.	Engine	Power	Model	Year	Part 1	Part 2	Part 3	Part 4	Part 5	Part 6	Part 7	Part 8	Part 9	Part 10	Part 11
1,0	B 10 D1 LMT	48-50 kW (65-68 PS)	SPARK SPARK LPG	03/10											
					02-54140-01 	08-54308-01 			61-54140-00 25 184 663 70,8 Ø 	14-32356-01 96 416 362 (10x) 	71-54204-00 96 416 270 	12-54206-01 96 440 882 (16x) 	71-54207-00 96 416 314 71-54208-00 96 416 309 	70-31414-10 	81-54209-00 K↔ 96 416 399 36x50 A SL RD FPM 81-54211-00 K↔ 96 416 398 60x80 AB SL LD FPM
1,0	B 10 S B 10 S1 G 10 CV LA2 LA2(61CUL4) LKL(61CUL4) LNL(61CUL4) LQ4(61CUL4) L10(61CUL4) L11(61CUL4) L19(61CUL4) L45(61CUL4)	37-59 kW (50-80 PS)	CELTA CLASSIC CORSA JOY MATIZ MATIZ LPG ONIX PRISMA SPARK	03/94	01-53950-01 93 740 055 +94 535 484 (8x) 				61-53950-00 96 325 170 70 Ø 	14-32355-02 94 580 081 (10x) 	71-54182-00 96 325 175 	12-52939-03 94 535 484 (8x) 	71-54179-00 96 571 108 71-54181-00 96 325 689 	70-31414-10 	81-53236-00 K↔ 94 535 472 32x47 A SL RD MVQ 81-53297-00 K↔ 94 535 475 60x80 A SL LD MVQ 81-53236-00 N 94 535 472 32x47 A SL RD MVQ
1,0	B 10 XE	54-55 kW (73-75 PS)	SPARK	11/15		02-10135-02 	08-10135-02 		61-10135-00 75 Ø 0,86 mm MLS 	14-10014-01 	15-10044-01 	12-11645-01 	71-12161-00 71-12174-00 	70-31414-10 	81-10458-00 K↔ 44x60 A SL FPM 81-10457-00 K↔ 84x100 A SL LD FPM 81-10459-00 N 37x54 FPM
















DAEWOO/CHEVROLET

Ltr.	Engine	Power	Models	Date	01-37875-02	02-37875-04									
1,2	A 12 XEL A 12 XER LDC LWD	51-65 kW (69-88 PS)	AVEO AVEO LPG SPIN	03/11											
1,2	B 12 D1 LMU	53-65 kW (72-88 PS)	AVEO AVEO LPG BEAT N300 SAIL SPARK SPARK LPG	01/08											
1,2	B 12 S1 B12S3 F 12 S3 F12S3	53-56 kW (72-76 PS)	AVEO KALOS	04/03											

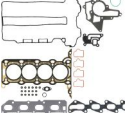






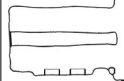












DAEWOO/CHEVROLET

Ltr.  1.2 LY4 53-56 kW (72-76 PS) AVEO AVEO LPG 01/04















<p>61-53950-00 96 325 170 70 Ø</p> 	<p>14-32355-02 94 580 081 (10x)</p> 	<p>71-54182-00 96 325 175</p> 	<p>12-52939-03 94 535 484 (8x)</p>  <p>70-52939-00 94 535 482</p> 	<p>71-54179-00 </p> <p>96 571 108</p>  <p>71-54181-00 </p> <p>96 325 689</p> 	<p>81-53236-00 </p> <p>94 535 472 32x47 A SL RD MVQ</p>  <p>81-53297-00 </p> <p>94 535 475 60x80 A SL LD MVQ</p>  <p>81-53236-00 </p> <p>94 535 472 32x47 A SL RD MVQ</p> 
---	--	--	--	---	---

1.2 Z 12 XE 57-63 kW (77-86 PS)

<p>02-36225-01</p> 	<p>08-34166-01</p> 	<p>71-33492-00 </p> 	<p>61-36225-00 0,32 mm MLS</p> <p>61-36225-10 </p> <p>0,57 mm MLS</p> 	<p>14-32132-02</p> 	<p>15-35888-01 24 403 788 +93 186 771 (13x)</p>  <p>71-35888-00</p> 	<p>12-34223-02 09 158 057 (16x)</p>  <p>70-34223-00 09 158 057</p> 	<p>71-36203-00 </p> <p>4x</p>  <p>71-34157-00 </p> 	<p>71-34166-00</p> 	<p>81-33489-10 </p> <p>25 183 519 42x55 RD FPM</p>  <p>81-24908-10 </p> <p>96 376 569 80x98 A SL LD FPM</p> 
---	---	---	--	---	--	---	---	---	--














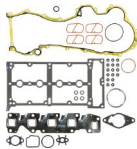





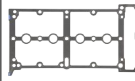











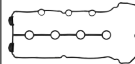














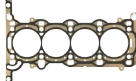


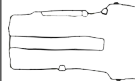



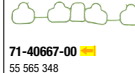






1.3 A 14 SMS A13SMS 55 kW (75 PS) LANOS 05/97

<p>02-28135-02</p> 	<p>61-28135-00 79,3 Ø 1,95 mm</p> 	<p>14-32102-01 94 501 001 (10x)</p> 	<p>71-29303-00 24 581 894</p> 	<p>12-26546-01</p>  <p>70-26546-00</p> 	<p>71-29302-00 </p> <p>96 341 175</p>  <p>71-24602-30 </p> <p>96 341 176</p> 	<p>81-24909-10 </p> <p>55 563 374 35x48 A SL RD MVQ</p> 
---	--	--	--	---	---	---














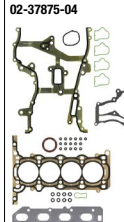
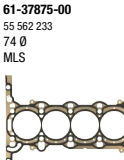

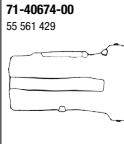
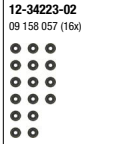
















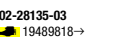
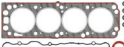



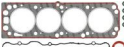




















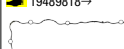































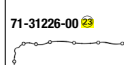




















DAEWOO/CHEVROLET

DAEWOO/CHEVROLET														
Ltr.														
1,3 G13BB	59 kW (80 PS)	JIMNY	07/98-12/06	01-53585-03 	02-53585-03 			61-53585-00 75 Ø 		15-52956-01 	12-52939-01 	71-53458-00 94 535 472 32x47 A SL RD MVQ 71-52954-10	70-31414-10 	81-53236-00 94 535 472 32x47 A SL RD MVQ 81-53301-00 68x86 A SL LD MVQ 81-53236-00 94 535 472 32x47 A SL RD MVQ 2x
1,3 LDP Z13 DTJ	55 kW (75 PS)	COMBO MONTANA CDTI SPIN	10/06		02-36259-01 	08-36261-01 	04-10073-01	61-36210-00 55 209 070 70,5 Ø 0,72 mm MLS 61-36210-10 55 209 071 70,5 Ø 0,82 mm MLS 1 61-36210-20 55 209 072 70,5 Ø 0,92 mm MLS 2	14-32191-01 55 192 265 (10x) 	71-36259-00 93 177 255 	12-31306-12 12 855 396 (16x) 70-31306-00 12 855 396 16x 	71-36209-00 71-36322-00 12 855 456 	70-31414-10 	81-36233-00 55 186 758 40x52 AB SL RD FPM/ACM 81-36232-00 55 180 937 78x100 A SL LD PTFE
1,3 LDV	55-57 kW (75-78 PS)	AVEO D ENJOY SAIL	07/11-10/17		02-36259-04 	08-36261-05 	04-10373-01	61-36210-00 55 209 070 70,5 Ø 0,72 mm MLS 61-36210-10 55 209 071 70,5 Ø 0,82 mm MLS 1 61-36210-20 55 209 072 70,5 Ø 0,92 mm MLS 2	14-32191-01 55 192 265 (10x) 	71-36259-00 93 177 255 	12-31306-12 12 855 396 (16x) 70-31306-00 12 855 396 16x 	71-39538-00 12 855 498 71-36322-00 12 855 456 	70-31414-10 	81-36233-00 55 186 758 40x52 AB SL RD FPM/ACM 81-36232-00 55 180 937 78x100 A SL LD PTFE

DAEWOO/CHEVROLET












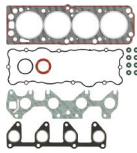















Ltr. 											
1,3 LSF 70 kW (95 PS) AVEO D 07/11-12/15 		02-36259-04 55 209 070 70,5 Ø 0,72 mm MLS	08-36261-05 	04-10324-02  	61-36210-00 55 209 070 70,5 Ø 0,72 mm MLS 61-36210-10 55 209 071 70,5 Ø 0,82 mm MLS 61-36210-20 55 209 072 70,5 Ø 0,92 mm MLS 	14-32191-01 55 192 265 (10x) 	71-36259-00 93 177 255 	12-31306-12 12 855 396 (16x) 70-31306-00 12 855 396 	71-39538-00  4x 12 855 498 71-36322-00  12 855 456 	70-31414-10 	81-36233-00  55 186 758 40x52 AB SL RD FPM/ACM 81-36232-00  55 180 937 78x100 A SL LD PTFE 
1,3 M13A 61-65 kW (83-88 PS) CRUZE MW 07/00-12/10		02-53640-03 			61-53640-00 79 Ø MLS 		71-53698-00 	12-52939-01  70-52939-00 94 535 482 	71-53696-00   71-53697-00 	70-31414-10 	81-53699-00  41x53 A SL RD FPM 81-53701-00  83x103 FPM 
1,4 A 14 NET B 14 NET 103 kW (140 PS) CRUZE 06/12		02-37875-03 	08-40999-01 	71-40668-00  	61-37875-00 55 562 233 74 Ø MLS 	14-32331-01 55 566 811 (12x) 	71-17813-00 55 573 747  71-40674-00 55 561 429 	12-34223-02 09 158 057 (16x)  70-34223-00 09 158 057 	71-40672-00  55 566 664  71-40667-00  55 565 348 	70-31414-10 	81-33489-10  25 193 519 42x55 RD FPM 81-24908-10  96 376 569 80x98 A SL LD FPM 

DAEWOO/CHEVROLET


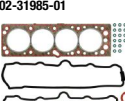


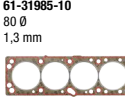
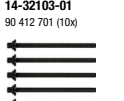
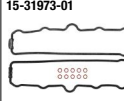

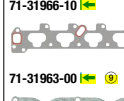
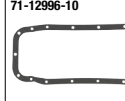

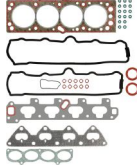




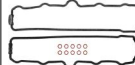










<p>Ltr. </p>	<p>1,4 A 14 XER LDD 74 kW (100-101 PS) AVEO CRUZE 03/11</p>																
<p>1,4 C 14 NZ 2H6 44-66 kW (60-90 PS) CHEVY CORSA 08/94</p>	<p>01-37875-02 </p> <p>02-37875-04 </p>	<p>61-37875-00 55 562 233 74 Ø MLS </p>	<p>14-32331-01 55 566 811 (12x) </p>	<p>71-40674-00 55 561 429 </p>	<p>12-34223-02 09 158 057 (16x) </p> <p>70-34223-00 09 158 057 </p>	<p>71-40686-00  4x 55 563 660 </p> <p>71-40694-00  55 563 650 </p> <p>71-36304-00  55 566 925 </p>	<p>70-31414-10 </p>	<p>81-33489-10  25 193 519 42x55 RD FPM </p> <p>81-24908-10  96 376 569 80x98 A SL LD FPM </p>	<p>02-28135-01  19489817       </p> <p>02-28135-03  19489818 →    </p>	<p>08-12996-05      </p> <p>08-31226-01      </p>	<p>61-28135-00 79,3 Ø 1,95 mm </p>	<p>14-32102-01 94 501 001 (10x) </p>	<p>71-13043-00  19489817        </p> <p>71-29303-00 24 581 894  19489818 →      </p>	<p>12-26546-01  </p> <p>70-26546-00 </p>	<p>71-28182-10  90 501 719 26x42 AB SL RD FPM       </p> <p>71-24602-30  96 341 176      </p>	<p>71-12996-10      </p> <p>71-31226-00      </p>	<p>81-27295-00  90 501 719 26x42 AB SL RD FPM      </p> <p>81-24908-10  96 376 569 80x98 A SL LD FPM </p> <p>81-24909-10 N 55 563 374 35x48 A SL RD MVQ </p>

DAEWOO/CHEVROLET



Ltr.  1,4 C 14 SE C14E 62-68 kW (84-92 PS) CELTA 08/04


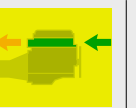

										
	02-28135-02 	08-12996-05  08-31226-01 		61-28135-00 79,3 Ø 1,95 mm 	14-32102-01 94 501 001 (10x) 	71-29303-00 24 581 894 	12-26546-01  70-26546-00 	71-29302-00  96 341 175 71-24602-30  96 341 176 8x 	71-12996-10  71-31226-00 	81-27295-00  90 501 719 26x42 AB SL RD FPM 81-24908-10  96 376 569 80x98 A SL LD FPM 81-24909-10  N 55 563 374 35x48 A SL RD MVQ

1,4 C 14 SEL X14XE 62-68 kW (84-92 PS) CLASSIC CORSA 05/98

										
	02-31985-01 	08-12996-05  08-31226-01 		61-31985-10 80 Ø 1,3 mm 	14-32103-01 90 412 701 (10x) 	15-31973-01 	12-31306-01  70-31306-10 	71-31966-10  96 341 175 71-31963-00  96 341 176 71-31969-00 	71-12996-10  71-31226-00 	81-27295-00  90 501 719 26x42 AB SL RD FPM 81-24908-10  K 96 376 569 80x98 A SL LD FPM 81-24909-10  N 55 563 374 35x48 A SL RD MVQ 2x

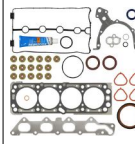
DAEWOO/CHEVROLET

Ltr.  1,4 F 14 D3 69 kW (94 PS)  GENTRA  05/05




1,4 F 14 D3 69 kW (94 PS) GENTRA 05/05

01-54110-01
93 740 513
12/05




01-54115-01
93 742 687
01/06→




01-54115-01
93 742 687



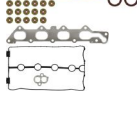
02-54110-01
12/05



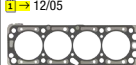
02-54115-01
01/06→



02-54115-01



61-54110-00
96 378 802
80 Ø
12/05



61-54115-00
96 963 220
80 Ø
01/06→



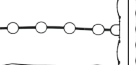
61-54115-00
96 963 220
80 Ø



14-32325-01
94 501 031 (10x)



71-54116-00
96 353 002



12-53393-01
96 840 122 (16x)



70-53393-00
96 840 122



71-54183-00 4x
96 461 130



71-54184-00
96 378 805



70-31414-10



81-53453-00 K
96 350 161
30x42
SL RD MVQ



81-24908-10 K
96 376 569
80x98
A SL LD FPM




81-51109-30 N 2x
42x56
A SL RD FPM




1,4 F 14 D3 69 kW (94 PS) KALOS LACETTI NUBIRA 06/02-12/04


01-54110-01
93 740 513



02-54110-01



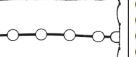
61-54110-00
96 378 802
80 Ø



14-32325-01
94 501 031 (10x)



71-54116-00
96 353 002



12-53393-01
96 840 122 (16x)



70-53393-00
96 840 122



71-54183-00 4x
96 461 130



71-54184-00
96 378 805



70-31414-10



81-53453-00 K
96 350 161
30x42
SL RD MVQ





81-24908-10 K
96 376 569
80x98
A SL LD FPM

























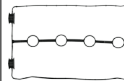















81-51109-30 N 2x
42x56
A SL RD FPM

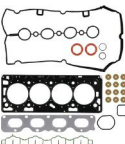





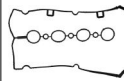














DAEWOO/CHEVROLET

Ltr.  1,4 F 14 D3 69-70 kW (94-95 PS) KALOS LACETTI  04/03

										
<p>01-54110-01 93 740 513  ⇒ 12/05</p>  <p>01-54115-01 93 742 687  01/06→</p> 	<p>02-54110-01  ⇒ 12/05</p>  <p>02-54115-01  01/06→</p> 			<p>61-54110-00 96 378 802 80 Ø  ⇒ 12/05</p>  <p>61-54115-00 96 963 220 80 Ø  01/06→</p> 	<p>14-32325-01 94 501 031 (10x)</p> 	<p>71-54116-00 96 353 002</p> 	<p>12-53393-01 96 840 122 (16x)</p>  <p>70-53393-00 96 840 122</p> 	<p>71-54183-00  4x 96 461 130</p>  <p>71-54184-00  96 378 805</p> 	<p>70-31414-10</p> 	<p>81-53453-00  96 350 161 30x42 SL RD MVQ</p>  <p>81-24908-10  96 376 569 80x98 A SL LD FPM</p>  <p>81-51109-30 N 2x 42x56 A SL RD FPM</p> 

1,4 F 14 D4 74-76 kW (101-103 PS) AVEO  04/08

	<p>02-37240-03</p> 	<p>08-38431-01</p> 	<p>71-36609-00 </p> 	<p>61-37240-00 55 355 578 82 Ø 0,65 mm MLS</p> 	<p>14-32103-01 90 412 701 (10x)</p> 	<p>71-38166-00 55 354 237</p> 	<p>12-36613-01 24 405 819 (16x)</p>  <p>70-36613-00 24 405 819</p> 	<p>71-38218-00  55 564 974</p>  <p>71-38158-00  12 992 396</p> 	<p>70-31414-10</p> 	<p>81-35147-00  24 447 223 31,5x42 AB SL RD FPM</p>  <p>81-38236-00  55 555 805 80x98 A LD PTFE ACM</p>  <p>81-24909-10 N 2x 55 563 374 35x48 A SL RD MVQ</p> 
--	---	--	---	---	--	--	---	---	---	---

DAEWOO/CHEVROLET

Ltr.	Engine	Power	Model	Year	01-27270-01	02-27270-08											
1,4	F 14 S3 LX5(85CUL4)	61 kW (83 PS)	KALOS	09/02													
1,4	LE2(85CUL4)	110-115 kW (150-156 PS)	CRUZE TRAX	11/15													
1,4	LJW	103 kW (140 PS)	CRUZE ORLANDO	06/12													

DAEWOO/CHEVROLET

Ltr.																	
1,4	LUV LUV	103 kW (140 PS)	09/10		<p>02-37875-03</p>	<p>08-40999-01</p>	<p>04-10330-01 </p>	<p>61-37875-00</p> <p>55 562 233 74 Ø MLS</p>	<p>14-32331-01</p> <p>55 566 811 (12x)</p>	<p>71-17813-00</p> <p>55 573 747</p>	<p>12-34223-02</p> <p>09 158 057 (16x)</p> <p>70-34223-00</p> <p>09 158 057</p> <p>16x</p>	<p>71-40672-00 </p> <p>55 566 664</p>	<p>71-40667-00 </p> <p>55 565 348</p>	<p>70-31414-10</p>	<p>81-33489-10 </p> <p>25 193 519 42x55 RD FPM</p>	<p>81-24908-10 </p> <p>96 376 569 80x98 A SL LD FPM</p>	
1,4	LUU	111 kW (151 PS)	VOLT	11/11				<p>61-37875-00</p> <p>55 562 233 74 Ø MLS</p>	<p>14-32331-01</p> <p>55 566 811 (12x)</p>	<p>71-17813-00</p> <p>55 573 747</p>	<p>12-34223-02</p> <p>09 158 057 (16x)</p> <p>70-34223-00</p> <p>09 158 057</p> <p>16x</p>	<p>71-42334-00 </p> <p>55 573 211</p>	<p>71-36304-00 </p> <p>55 566 925</p>	<p>70-31414-10</p>	<p>81-33489-10 </p> <p>25 193 519 42x55 RD FPM</p>	<p>81-24908-10 </p> <p>96 376 569 80x98 A SL LD FPM</p>	
1,4	LV7	72-74 kW (98-101 PS)	SPARK	11/15	<p>02-10180-02</p>	<p>08-10180-02</p>		<p>61-10180-00</p> <p>MLS</p>	<p>14-10015-01</p>	<p>15-10042-01</p>	<p>12-10011-01</p>	<p>71-12420-00 </p>	<p>71-12188-00 </p>	<p>70-31414-10</p>	<p>81-10458-00 </p> <p>44x60 A SL FPM</p>	<p>81-10457-00 </p> <p>84x100 A SL LD FPM</p>	<p>81-10459-00 </p> <p>37x54 FPM</p>

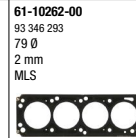
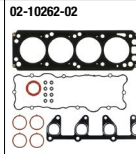
DAEWOO/CHEVROLET

Ltr.	Motor	Power	Model	Year	01-54115-01	02-28135-02	61-28135-00	14-32102-01	71-29303-00	12-26546-01	71-29302-00	81-24909-10
1,4	L13(82CUL4)	55 kW (75 PS)	LANOS	11/05-12/10			79,3 Ø 1,95 mm 					81-24909-10 N 55 563 374 35x48 A SL RD MVQ
1,4	L14(85CUL4)	69-70 kW (94-95 PS)	AVEO CRUZE KALOS LACETTI LACETTI LPG NUBIRA	05/03-05/13			61-54115-00 96 963 220 80 Ø 	14-32325-01 94 501 031 (10x) 	71-54116-00 96 353 002 	12-53393-01 96 840 122 (16x) 	71-54183-00 96 461 130 71-54184-00 96 378 805	81-53453-00 K 96 350 161 30x42 SL RD MVQ 81-24908-10 K 96 376 569 80x98 A SL LD FPM
1,4	L95	69 kW (94 PS)	AVEO	03/05			61-54115-00 96 963 220 80 Ø 	14-32325-01 94 501 031 (10x) 	71-54116-00 96 353 002 	12-53393-01 96 840 122 (16x) 	71-54183-00 96 461 130 71-54184-00 96 378 805	 81-53453-00 K 96 350 161 30x42 SL RD MVQ 81-24908-10 K 96 376 569 80x98 A SL LD FPM 81-51109-30 N 2x 42x56 A SL RD FPM

DAEWOO/CHEVROLET




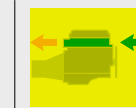

Ltr.  1,4 X 14 YEH 68-73 kW (92-99 PS) 07/07

 AGILE
CORSA
MERIVA
MONTANA

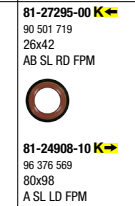
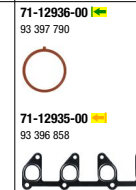
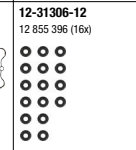
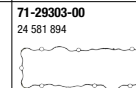
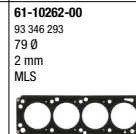
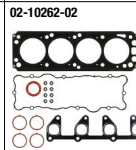


71-29303-00

24 581 894




1,4 X 14 YFH 68 kW (92 PS) MONTANA 01/11












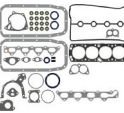
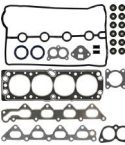

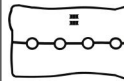













DAEWOO/CHEVROLET





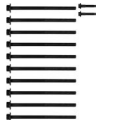












DAEWOO/CHEVROLET															
1.4	Z 14 XE	66 kW (90 PS)	CHEVY CORSA	06/95-09/06		02-34235-01 	08-35564-01 		61-34235-00 79,5 Ø MLS 	14-32103-01 90 412 701 (10x) 	71-34288-00 	12-31306-01 	71-34294-00 71-34274-00 71-34281-00	70-31414-10 	81-27295-00 90 501 719 26x42 AB SL RD FPM 81-39433-00 80x98,39 A LD PTFE 20DS3827→ 81-24908-10 96 376 569 80x98 A SL LD FPM 81-24909-10 55 563 374 35x48 A SL RD MVQ
1.4	Z 14 XEP	66 kW (90 PS)	COMBO	10/06-10/12		02-36225-01 	08-34166-01 	71-33492-00	61-36225-00 0,32 mm MLS 61-36225-10 0,57 mm MLS 	14-32132-02 	15-35888-01 24 403 788 +93 186 771 (13x) 	12-34223-02 09 158 057 (16x) 	71-36203-00 71-34157-00 71-36304-00	71-34166-00 	81-33489-10 25 193 519 42x55 RD FPM 81-24908-10 96 376 569 80x98 A SL LD FPM
1.5	A 15 DMS A 15 SMS	62-81 kW (84-110 PS)	GENTRA LACETTI LANOS NUBIRA	05/97		02-28135-02 			61-28135-00 79,3 Ø 1,95 mm 	14-32102-01 94 501 001 (10x) 	71-29303-00 24 581 894 	12-26546-01 	71-29302-00 71-24602-30		81-24909-10 55 563 374 35x48 A SL RD MVQ

DAEWOO/CHEVROLET















Ltr.  1,5 A 15 MF 65-70 kW (88-95 PS) CIELO ESPERO NEXIA  10/93-06/99

										
01-53300-01 	02-53300-01 			61-53300-00 96 391 433 78 Ø 		15-53388-01 	12-53393-01 96 840 122 (16x)  70-53393-00 96 840 122 16x 	71-53389-00  96 352 947  71-53391-00  		81-53453-00  96 350 161 30x42 SL RD MVQ  81-53338-00  80x98 A SL LD NBR  81-53454-00 N 42x56 A SL RD MVQ 





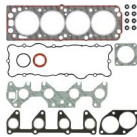




























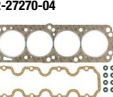
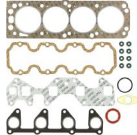












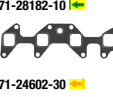








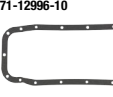









1,5 B 16 DTH 99 kW (135 PS) ORLANDO 01/13

				61-42760-00 81 Ø 1,25 mm MLS 61-42760-10 81 Ø 1,35 mm MLS 61-42760-20 81 Ø 1,45 mm MLS 	14-11649-01 	71-42951-00 	12-42873-01  70-42873-00 	71-42856-00   71-12190-00  	70-31414-10 	81-42879-00  53x72 Gummi  81-10396-00  92x109 LD Gummi 
---	---	--	--	---	---	---	--	--	---	--

1,5 F 15 S 62 kW (84 PS) KALOS 11/02-12/04












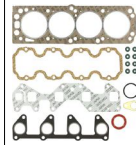









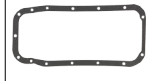
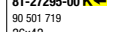





				61-27270-20 96 391 434 80,5 Ø 1,3 mm 		71-29303-00 24 581 894 	12-26546-01  70-26546-00 	71-29302-00  96 341 175  71-24602-30  96 341 176 		81-53453-00  96 350 161 30x42 SL RD MVQ  81-24908-10  96 376 569 80x98 A SL LD FPM  81-24909-10 N 55 563 374 35x48 A SL RD MVQ 
--	--	--	--	---	--	---	---	--	--	--

DAEWOO/CHEVROLET

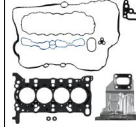




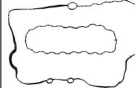










<p>Ltr.  1,5 F 15 S3 62-64 kW (84-87 PS) AVEO  05/05</p>		 <p>02-28135-05</p> 			 <p>61-28135-00 79,3 Ø 1,95 mm</p> 	 <p>14-32357-01 94 501 001 (10x)</p> 	 <p>71-29303-00 24 581 894</p> 	 <p>12-10015-01 96 229 145 (8x)</p>  <p>70-12819-00 96 229 145</p> 	 <p>71-29302-00 </p>  <p>96 341 175</p> <p>71-24602-30 </p>  <p>96 341 176</p> <p>8x </p>	 <p>70-31414-10</p> 	 <p>81-53453-00 </p>  <p>96 350 161 30x42 SL RD MVQ</p> <p>81-24908-10 </p>  <p>96 376 569 80x98 A SL LD FPM</p>  <p>81-24909-10 N</p>  <p>55 563 374 35x48 A SL RD MVQ</p> 
<p>1,5 G 15 MF 44-59 kW (60-80 PS) CIELO NEXIA RACER 1.5 i 07/94-11/00</p>		 <p>02-27270-04</p> 	 <p>08-12996-08</p> 		 <p>61-27270-20 96 391 434 80,5 Ø 1,3 mm</p> 	 <p>14-32102-01 94 501 001 (10x)</p> 	 <p>71-13043-00</p> 	 <p>12-26546-01</p>  <p>70-26546-00</p> 	 <p>71-28182-10 </p>  <p>96 341 176</p> <p>71-24602-30 </p>  <p>96 341 176</p> <p>8x </p> <p>71-25865-00  </p> 	 <p>71-12996-10</p> 	 <p>81-27295-00 </p>  <p>90 501 719 26x42 AB SL RD FPM</p> <p>81-24908-10 </p>  <p>96 376 569 80x98 A SL LD FPM</p>  <p>81-24909-10 N</p>  <p>55 563 374 35x48 A SL RD MVQ</p> 

DAEWOO/CHEVROLET





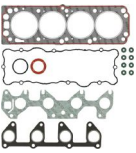

































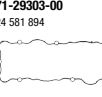


















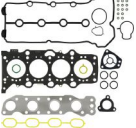
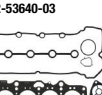


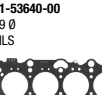


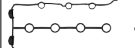














Ltr.  1,5 G 15 MF 59 kW (80 PS) NEXIA  08/97-06/08 

										
	02-27270-04 	08-12996-08 		61-27270-20 96 391 434 80,5 Ø 1,3 mm 	14-32102-01 94 501 001 (10x) 	71-13043-00 	12-26546-01  70-26546-00 	71-29302-00  96 341 175 71-24602-30  96 341 176 8x 	71-12996-10 	81-27295-00  K↔ 90 501 719 26x42 AB SL RD FPM  81-24908-10  K↔ 96 376 569 80x98 A SL LD FPM  81-24909-10  N 55 563 374 35x48 A SL RD MVQ 

1,5 Lfv LYX 119-127 kW (162-173 PS) EQUINOX MALIBU 09/15

	02-10180-03 	08-10180-03 	04-10338-01  03	61-10180-00 MLS 	14-10015-01 	15-10043-01 	12-10011-01 	71-12158-00  K↔ 71-12187-00  03	70-31414-10 	81-10458-00  K↔ 44x60 A SL FPM  81-10457-00  K↔ 84x100 A SL LD FPM  81-10459-00  N 37x54 FPM 
--	--	---	---	---	--	--	--	--	--	--



DAEWOO/CHEVROLET

<p>Ltr.  1,5</p> <p>LX6(91CUL4) LX6(91CUL4) L43(91CUL4)</p> <p>62-73 kW (84-99 PS)</p> <p>AVEO KALOS LANOS</p> <p> 10/97-05/08</p>		 <p>02-28135-02</p> 			 <p>61-28135-00 79,3 Ø 1,95 mm</p> 	 <p>14-32102-01 94 501 001 (10x)</p> 	 <p>71-29303-00 24 581 894</p> 	 <p>12-26546-01</p>  <p>70-26546-00</p> 	 <p>71-29302-00 </p> <p>96 341 175</p>  <p>71-24602-30 </p> <p>96 341 176</p> <p>8x </p>	 <p>70-31414-10</p> 	 <p>81-17539-50 </p> <p>30x42 A SL RD FPM</p>  <p>81-24908-10 </p> <p>96 376 569 80x98 A SL LD FPM</p>  <p>81-24909-10 N</p> <p>55 563 374 35x48 A SL RD MVQ</p> 
<p>1,5 LX6</p> <p>62-64 kW (84-87 PS)</p> <p>AVEO LANOS</p> <p>05/05</p>	 <p>01-53300-02 93 740 204</p> 				 <p>61-53300-00 96 391 433 78 Ø</p> 	 <p>14-32357-01 94 501 001 (10x)</p> 	 <p>71-29303-00 24 581 894</p> 	 <p>12-26546-01</p>  <p>70-26546-00</p> 	 <p>71-29302-00 </p> <p>96 341 175</p>  <p>71-24602-30 </p> <p>96 341 176</p> <p>8x </p>	 <p>70-31414-10</p> 	 <p>81-53453-00 </p> <p>96 350 161 30x42 SL RD MVQ</p>  <p>81-24908-10 </p> <p>96 376 569 80x98 A SL LD FPM</p>  <p>81-24909-10 N</p> <p>55 563 374 35x48 A SL RD MVQ</p> 
<p>1,5 M15A</p> <p>73 kW (99 PS)</p> <p>CRUZE</p> <p>08/03-09/08</p>	 <p>02-53640-03</p> 				 <p>61-53640-00 79 Ø MLS</p> 	 <p>71-53698-00</p> 	 <p>12-52939-01</p> 	 <p>71-53696-00 </p>  <p>71-53697-00 </p> 	 <p>70-31414-10</p> 	 <p>81-53699-00 </p> <p>41x53 A SL RD FPM</p>  <p>81-53701-00 </p> <p>83x103 FPM</p> 	















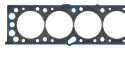

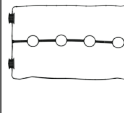












DAEWOO/CHEVROLET

Ltr.	Y	PS	Model	Year	Part 1	Part 2	Part 3	Part 4	Part 5	Part 6	Part 7	Part 8	Part 9	Part 10	Part 11
1,5	Y 15 L	55-59 kW (75-80 PS)	CIELO NEXIA	04/95											<p>81-17539-50 K↔ 30x42 A SL RD FPM</p> <p></p> <p>81-24908-10 K↔ 96 376 569 80x98 A SL LD FPM</p> <p></p> <p>81-24909-10 N 55 563 374 35x48 A SL RD MVQ</p> <p></p>
1,6	A 16 DMS	66-85 kW (90-116 PS)	LACETTI LANOS NIUBIRA REZZO	02/97	<p>01-53305-01 </p> <p>01-53305-02 93 740 209 </p>	<p>02-53305-01 </p> <p>02-53305-03 </p>		<p>61-53305-00 96 391 436 80,5 Ø 1,6 mm </p>	<p>14-32325-01 94 501 031 (10x) </p>	<p>15-53456-01 </p> <p>71-54116-00 </p>	<p>12-53393-01 96 840 122 (16x) </p> <p>70-53393-00 96 840 122 </p>	<p>71-53389-00 </p> <p>71-54184-00 </p>	<p>70-31414-10 </p>	<p>81-53453-00 K↔ 96 350 161 30x42 SL RD MVQ</p> <p></p> <p>81-24908-10 K↔ 96 376 569 80x98 A SL LD FPM</p> <p></p> <p>81-51109-30 N 2x 42x56 A SL RD FPM</p> <p></p>	
1,6	B 16 DTH LH7(98CUL4) LVL LWQ	81-102 kW (110-139 PS)	CRUZE EQUINOX ORLANDO TRAX D	01/13	<p>01-10009-01 </p>	<p>02-10017-01 </p>	<p>08-10029-01 </p>	<p>61-42760-00 81 Ø 1,25 mm MLS</p> <p>61-42760-10 81 Ø 1,35 mm MLS</p> <p>61-42760-20 81 Ø 1,45 mm MLS </p>	<p>14-11649-01 </p>	<p>71-42951-00 </p>	<p>12-42873-01 </p> <p>70-42873-00 </p>	<p>71-42856-00 </p> <p>71-12190-00 </p>	<p>70-31414-10 </p>	<p>81-42879-00 K↔ 53x72 Gummi</p> <p></p> <p>81-10396-00 K↔ 92x109 LD Gummi</p> <p></p>	

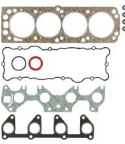

















DAEWOO/CHEVROLET

Ltr.  




1,6 B 16 NE 58-80 kW (79-109 PS) CORSA 08/94
 C 16 NE
 L01(98CUL4)
 L44(98CUL4)
 L73(98CUL4)
 L91(98CUL4)












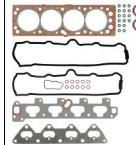

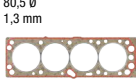

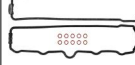












										
<p>01-53305-02 93 740 209</p> 	<p>02-53305-03 </p> 			<p>61-53305-00 96 391 436 80,5 Ø 1,6 mm</p> 	<p>14-32325-01 94 501 031 (10x)</p> 	<p>71-54116-00 96 353 002</p> 	<p>12-53393-01 96 840 122 (16x)</p> <p>70-53393-00 96 840 122</p> 	<p>71-54297-00  4x 96 376 372</p>  <p>71-54184-00  96 378 805</p> 	<p>70-31414-10</p> 	<p>81-53453-00  96 350 161 30x42 SL RD MVQ</p>  <p>81-24908-10  96 376 569 80x98 A SL LD FPM</p>  <p>81-51109-30  2x 42x56 A SL RD FPM</p> 

1,6 C 16 SE 74 kW (100 PS)


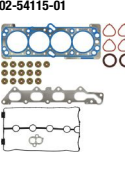
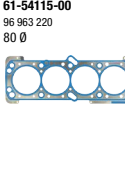

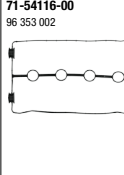

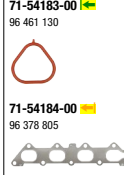

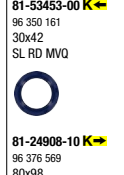

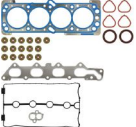
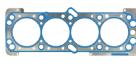

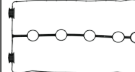












	<p>02-27270-08</p> 	<p>08-12996-05</p> 		<p>61-27270-20 96 391 434 80,5 Ø 1,3 mm</p> 	<p>14-32102-01 94 501 001 (10x)</p> 	<p>71-29303-00 24 581 894</p> 	<p>12-26546-01</p>  <p>70-26546-00</p> 	<p>71-29302-00  96 341 175</p>  <p>71-24602-30  96 341 176</p> 	<p>71-12996-10 2x</p> 	<p>81-27295-00  90 501 719 26x42 AB SL RD FPM</p>  <p>81-24908-10  96 376 569 80x98 A SL LD FPM</p>  <p>81-24909-10  55 563 374 35x48 A SL RD MVQ</p> 
--	---	--	--	--	--	--	---	---	--	--

DAEWOO/CHEVROLET



Ltr.   
 1,6 C 16 XE 80 kW (109 PS)















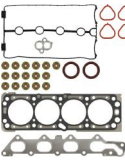
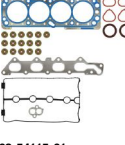
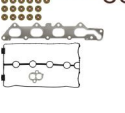



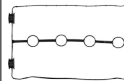








										
	02-31995-03 	08-31226-01 		61-31995-10 80,5 Ø 1,3 mm 	14-32103-01 90 412 701 (10x) 	15-31973-01 	12-31306-01  70-31306-10 16x 	71-31966-10   71-31969-00  	71-31226-00 	81-27295-00  90 501 719 26x42 AB SL RD FPM  81-24908-10  96 376 569 80x98 A SL LD FPM  81-24909-10 N 55 563 374 35x48 A SL RD MVQ 

1,6 F 16 D3 LXT 74-81 kW (101-110 PS) AVEO CRUZE CRUZE CNG LACETTI LACETTI LPG NEXIA NUBIRA NUBIRA LPG OPTRA
 08/03




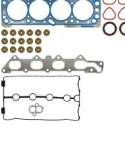



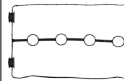








									
01-54115-01 93 742 687 	02-54115-01 		61-54115-00 96 963 220 80 Ø 	14-32325-01 94 501 031 (10x) 	71-54116-00 96 353 002 	12-53393-01 96 840 122 (16x)  70-53393-00 16x 96 840 122 	71-54183-00  96 461 130  71-54184-00  96 378 805 	70-31414-10 	81-53453-00  96 350 161 30x42 SL RD MVQ  81-24908-10  96 376 569 80x98 A SL LD FPM  81-51109-30 N 2x 42x56 A SL RD FPM 

DAEWOO/CHEVROLET

Ltr.  1.6 F 16 D3 77 kW (105 PS) GENTRA  05/05

										
<p>01-54110-01 93 740 513 12/05</p>  <p>01-54115-01 93 742 687 01/06→</p>  <p>01-54115-01 93 742 687</p> 	<p>02-54110-01 12/05</p>  <p>02-54115-01 01/06→</p>  <p>02-54115-01</p> 			<p>61-54110-00 96 378 802 80 Ø 12/05</p>  <p>61-54115-00 96 963 220 80 Ø 01/06→</p> <p>61-54115-00 96 963 220 80 Ø</p> 	<p>14-32325-01 94 501 031 (10x)</p> 	<p>71-54116-00 96 353 002</p> 	<p>12-53393-01 96 840 122 (16x)</p>  <p>70-53393-00 96 840 122</p> 	<p>71-54183-00 4x 96 461 130</p>  <p>71-54184-00 96 378 805</p> 	<p>70-31414-10</p> 	<p>81-53453-00 K 96 350 161 30x42 SL RD MVQ</p>  <p>81-24908-10 K 96 376 569 80x98 A SL LD FPM</p>  <p>81-51109-30 N 2x 42x56 A SL RD FPM</p> 

1.6 F 16 D3 80 kW (109 PS) LACETTI NUBIRA OPTRA 07/03

<p>01-54110-01 93 740 513 12/05</p>  <p>01-54115-01 93 742 687 01/06→</p> 	<p>02-54110-01 12/05</p>  <p>02-54115-01 01/06→</p> 			<p>61-54110-00 96 378 802 80 Ø 12/05</p>  <p>61-54115-00 96 963 220 80 Ø 01/06→</p> 	<p>14-32325-01 94 501 031 (10x)</p> 	<p>71-54116-00 96 353 002</p> 	<p>12-53393-01 96 840 122 (16x)</p>  <p>70-53393-00 96 840 122</p> 	<p>71-54183-00 4x 96 461 130</p>  <p>71-54184-00 96 378 805</p> 	<p>70-31414-10</p> 	<p>81-53453-00 K 96 350 161 30x42 SL RD MVQ</p>  <p>81-24908-10 K 96 376 569 80x98 A SL LD FPM</p>  <p>81-51109-30 N 2x 42x56 A SL RD FPM</p> 
--	--	--	--	--	--	--	--	--	---	--

DAEWOO/CHEVROLET

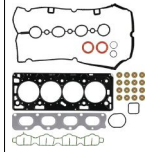
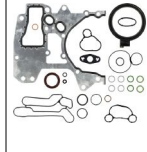


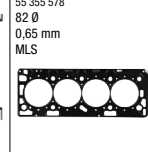
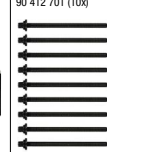
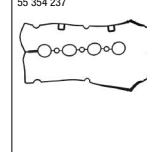
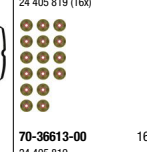

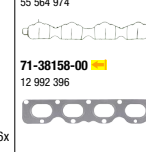










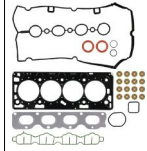
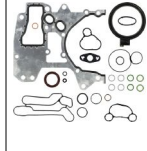
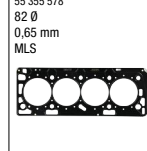
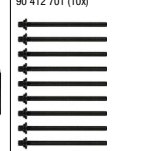
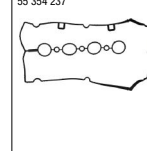


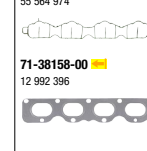









Ltr.	Icon	Icon	Icon	Icon	Icon	Icon	Icon	Icon	Icon	Icon	Icon	Icon		
1,6	F 16 D4 LDE	83-91 kW (113-124 PS)	AVEO CRUZE TRAX	05/09										
					02-37240-03	08-38431-01	71-36609-00	61-37240-00 55 355 578 82 Ø 0,65 mm MLS	14-32103-01 90 412 701 (10x)	71-38166-00 55 354 237	12-36613-01 24 405 819 (16x)	71-42954-00 55 568 787	70-31414-10	81-35147-00 24 447 223 31,5x42 AB SL RD FPM
														81-38236-00 55 555 805 80x98 A LD PTFE ACM
														81-24909-10 N 55 563 374 35x48 A SL RD MVQ
1,6	G16B	68-71 kW (92-97 PS)	ESTEEM GRAND VITARA METRO TRACKER	05/98				61-53010-00 76 Ø		71-52956-00	12-52939-01	71-52953-00 94 535 472	70-31414-10	81-53236-00 32x47 A SL RD MVQ
														81-53301-00 68x86 A SL LD MVQ
														81-53236-00 N 94 535 472 32x47 A SL RD MVQ

DAEWOO/CHEVROLET
















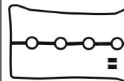

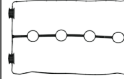



















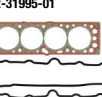
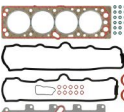
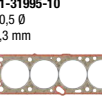



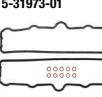
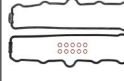




















Ltr.  1,6 LXV 68-84 kW (92-114 PS) AVEO LACETTI NEXIA  04/99 



1,6 LXV 80 kW (109 PS) NEXIA 08/97-06/08












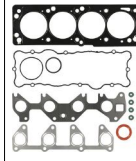









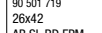

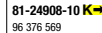



<p>02-37240-03</p> 	<p>08-38431-01</p> 	<p>71-36609-00 </p> 	<p>61-37240-00 55 355 578 82 Ø 0,65 mm MLS</p> 	<p>14-32103-01 90 412 701 (10x)</p> 	<p>71-38166-00 55 354 237</p> 	<p>12-36613-01 24 405 819 (16x)</p> 	<p>71-38218-00  55 564 974</p>  <p>71-38158-00  12 992 396</p>  <p>70-36613-00 24 405 819</p>  <p>16x</p>	<p>70-31414-10</p> 	<p>81-35147-00  24 447 223 31,5x42 AB SL RD FPM</p>  <p>81-38236-00  55 555 805 80x98 A LD PTFE ACM</p>  <p>81-24909-10  55 563 374 35x48 A SL RD MVQ</p> <p>2x</p> 
<p>02-37240-03</p> 	<p>08-38431-01</p> 		<p>61-37240-00 55 355 578 82 Ø 0,65 mm MLS</p> 	<p>14-32103-01 90 412 701 (10x)</p> 	<p>71-38166-00 55 354 237</p> 	<p>70-36613-00 24 405 819</p>  <p>16x</p>	<p>71-38218-00  55 564 974</p>  <p>71-38158-00  12 992 396</p> 	<p>70-31414-10</p> 	<p>81-35147-00  24 447 223 31,5x42 AB SL RD FPM</p>  <p>81-38236-00  55 555 805 80x98 A LD PTFE ACM</p>  <p>81-24909-10  55 563 374 35x48 A SL RD MVQ</p> 

DAEWOO/CHEVROLET

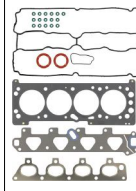


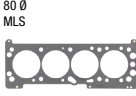

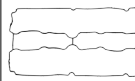







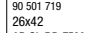







<p>Ltr.  1,6 L44(96CUL4) 66-80 kW (90-109 PS) AVEO CHEVY LACETTI LANOS NUBIRA OPTRA REZZO VIVANT</p> <p> 08/01</p>	<p></p> <p>01-53305-02 93 740 209</p> 	<p></p> <p>02-53305-03 </p> 	<p></p>	<p></p>	<p></p> <p>61-53305-00 96 391 436 80,5 Ø 1,6 mm</p> 	<p></p> <p>14-32325-01 94 501 031 (10x)</p> 	<p></p> <p>15-53456-01 </p> <p>96 351 213 +96 144 621 (2x)</p>  <p>71-54116-00 </p> <p>96 353 002</p> 	<p></p> <p>12-53393-01 96 840 122 (16x)</p>  <p>70-53393-00 96 840 122</p>  <p>16x</p>	<p></p> <p>71-53389-00 </p> <p>96 352 947</p>  <p>71-54184-00 </p> <p>96 378 805</p> 	<p></p> <p>70-31414-10</p> 	<p></p> <p>81-53453-00 </p> <p>96 350 161 30x42 SL RD MVQ</p>  <p>81-24908-10 </p> <p>96 376 569 80x98 A SL LD FPM</p>  <p>81-51109-30 </p> <p>42x56 A SL RD FPM</p> <p>2x</p> 
<p>1,6 L91 X16 XE 73-75 kW (99-102 PS) CORSA TIGRA</p> <p>08/97-07/02</p>	<p></p> <p>02-31995-01</p> 	<p></p> <p>08-31226-01</p> 			<p></p> <p>61-31995-10 80,5 Ø 1,3 mm</p> 	<p></p> <p>14-32103-01 90 412 701 (10x)</p> 	<p></p> <p>15-31973-01</p> 	<p></p> <p>12-31306-01</p>  <p>70-31306-10</p>  <p>16x</p>	<p></p> <p>71-31966-10 </p> <p>90 501 719 26x42 AB SL RD FPM</p>  <p>71-31963-00 </p> <p></p>  <p>71-31969-00 </p> 	<p></p> <p>71-31226-00</p> 	<p></p> <p>81-27295-00 </p> <p>90 501 719 26x42 AB SL RD FPM</p>  <p>81-24908-10 </p> <p>96 376 569 80x98 A SL LD FPM</p>  <p>81-24909-10 </p> <p>55 563 374 35x48 A SL RD MVQ</p> <p>2x</p> 

DAEWOO/CHEVROLET










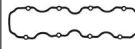











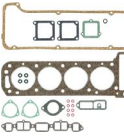


















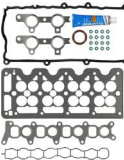




















Ltr.  1,6 Z 16 SE 62-67 kW (84-91 PS) COMBO CORSA  04/01-12/11 

										
	02-34335-01 	08-35564-01 		61-34335-00 80 Ø MLS 	14-32102-01 94 501 001 (10x) 	71-29303-00 24 581 894 	12-26546-01  70-26546-00  8x	71-34326-00  71-34334-00 	70-31414-10 	81-27295-00  90 501 719 26x42 AB SL RD FPM  81-24908-10  96 376 569 80x98 A SL LD FPM  81-24909-10  55 563 374 35x48 A SL RD MVQ 

1,6 Z 16 XE 74 kW (101 PS) CHEVY CORSA 08/02

	02-34900-01 	08-35564-01  20DS3627 08-35564-03  20DS3628→		61-34900-00 80 Ø MLS 	14-32103-01 90 412 701 (10x) 	71-34288-00 	12-31306-01  70-31306-10  16x	71-34294-00  71-34274-00  71-34281-00 	70-31414-10  71-31226-00 	81-27295-00  90 501 719 26x42 AB SL RD FPM  81-24908-10  96 376 569 80x98 A SL LD FPM 20DS3627→  81-39433-00  80x98,39 A LD PTFE 20DS3628→  81-24909-10  55 563 374 35x48 A SL RD MVQ  2x
--	--	---	--	---	--	--	--	---	--	--

DAEWOO/CHEVROLET

<p>Ltr.  1.6 16 LZ2</p> <p> VECTRA</p> <p> 09/96-12/05</p>					<p>61-34215-00 82 Ø 1,3 mm</p> 	<p>14-32037-01</p> 	<p>71-33367-00</p> 	<p>12-26546-01</p> 	<p>71-27289-10 </p>  <p>71-25513-10 </p>  <p>8x</p>	<p>71-13054-10</p> 	<p>81-25516-10 </p> <p>90 183 572 31x50 A SL RD FPM</p>  <p>81-38229-00 </p> <p>90 354 378 90x104 A SL LD</p>  <p>81-24909-10 N</p> <p>55 563 374 35x48 A SL RD MVQ</p> 
<p>1,6 16S 54 kW (73 PS) MONZA 01/82-12/86</p>		<p>02-23120-02</p> 	<p>08-12841-06</p> 		<p>61-23120-20 87 Ø 1 mm</p> 		<p>71-12944-00</p> 	<p>12-27431-02</p>  <p>40-77344-00 AS 4x</p> <p>70-27431-00 ES 4x</p>	<p>71-20654-10  </p>  <p>71-19846-10  </p>  <p>71-23862-10  </p> 	<p>10-12841-02</p> 	<p>81-19195-00 </p> <p>45x60 A SL RD ACM</p>  <p>81-20667-30 </p> <p>77x100 A SL LD FPM</p> 
<p>1,7 A 17 DTE LKR LUD 81-96 kW (110-131 PS) CRUZE D CRUZE TD TRAX TD 01/12</p>		<p>02-38168-01</p> 	<p>08-38446-01</p> 	<p>04-10302-01 </p> 	<p>61-37235-00 0,95 mm MLS 1 </p> <p>61-37235-10 1 mm MLS 2 </p> <p>61-37235-20 1,05 mm MLS 3 </p> 	<p>14-32290-01</p> 	<p>71-38168-00</p> 	<p>12-31306-01</p>  <p>70-31306-10 16x</p>	<p>71-40673-00 </p>  <p>71-38144-00  2x</p> 	<p>70-31414-10</p> 	<p>81-35144-00 </p> <p>40x52 A SL RD FPM</p>  <p>81-53299-00 </p> <p>87x100 A SL LD FPM</p>  <p>81-28236-00 N</p> <p>38x50 A SL RD FPM</p> 
















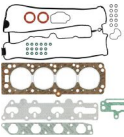




























DAEWOO/CHEVROLET

Ltr.	Power	Model	Ref.	01-52717-01	02-52717-01	04-10147-01	61-52775-00	14-32160-01	71-52717-00	12-53067-01	71-53003-00	71-53002-00	81-53267-00
1,7 X 17 DT	51 kW (69 PS)	ASTRA	02/96-06/98				<p>61-52775-00 80,5 Ø 1,4 mm MLS → 320552</p> <p>61-52775-10 80,5 Ø 1,5 mm MLS → 320552</p> <p>61-52775-20 80,5 Ø 1,6 mm MLS → 320552</p>			<p>12-53067-01 8x</p>	<p>71-53003-00</p> <p>71-53004-00</p>		<p>81-53267-00 K↔ 40x52 A SL RD NBR</p> <p>81-53299-00 K↔ 87x100 A SL LD FPM</p> <p>81-53267-00 N 40x52 A SL RD NBR</p>
1,7 Y 17 DT Y 17 DTL 2H8	44-55 kW (60-75 PS)	ASTRA COMBO CORSA DTI MERIVA	08/00-12/11				<p>61-53245-00 80 Ø 1,45 mm MLS</p> <p>61-53245-10 80 Ø 1,5 mm MLS</p> <p>61-53245-20 1,55 mm MLS</p>			<p>12-31306-01 16x</p> <p>70-31306-10</p>	<p>71-53143-00</p> <p>71-53716-00</p> <p>71-53144-00</p>		<p>81-35144-00 K↔ 40x52 A SL RD FPM</p> <p>81-53299-00 K↔ 87x100 A SL LD FPM</p> <p>81-28236-00 N 38x50 A SL RD FPM</p>
1,7 2H7	44-48 kW (60-65 PS)	CORSA CORSA D	08/00-03/09				<p>61-52775-00 80,5 Ø 1,4 mm MLS → 320552</p> <p>61-52775-10 80,5 Ø 1,5 mm MLS → 320552</p> <p>61-52775-20 80,5 Ø 1,6 mm MLS → 320552</p>			<p>12-53067-01 8x</p>	<p>71-53003-00</p> <p>71-53004-00</p>		<p>81-53267-00 K↔ 40x52 A SL RD NBR</p> <p>81-53299-00 K↔ 87x100 A SL LD FPM</p> <p>81-53267-00 N 40x52 A SL RD NBR</p>

DAEWOO/CHEVROLET

Ltr.														
1,8	C 18 LE	66-76 kW (90-103 PS)	08/93											
		ESPERO LEGANZA NEXIA NUBIRA PRINCE			<p>02-27275-03</p>	<p>08-27293-02</p>		<p>61-27275-10</p> <p>86,3 Ø 1,3 mm</p>	<p>14-32037-01</p>	<p>71-13045-30</p>	<p>12-26546-01</p> <p>70-26546-00</p>	<p>71-27289-10 </p> <p>71-25513-10 </p> <p>71-25865-00 8x</p>	<p>71-27293-00</p>	<p>81-25516-10 </p> <p>90 183 572 31x50 A SL RD FPM</p> <p>81-38229-00 </p> <p>90 354 378 90x104 A SL LD</p> <p>81-24909-10 N</p> <p>55 563 374 35x48 A SL RD MVQ</p>
1,8	C 18 NE	81 kW (110 PS)	09/98-12/11											
		ASTRA			<p>02-27275-04</p>	<p>08-27293-02</p>		<p>61-27275-10</p> <p>86,3 Ø 1,3 mm</p>	<p>14-32037-01</p>	<p>71-13045-30</p>	<p>12-26546-01</p> <p>70-26546-00</p>	<p>71-26510-10 </p> <p>71-25513-10 </p> <p>71-25865-00 8x</p>	<p>71-27293-00</p>	<p>81-25516-10 </p> <p>90 183 572 31x50 A SL RD FPM</p> <p>81-38229-00 </p> <p>90 354 378 90x104 A SL LD</p> <p>81-24909-10 N</p> <p>55 563 374 35x48 A SL RD MVQ</p>


















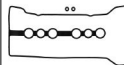








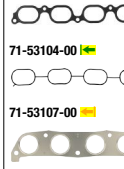








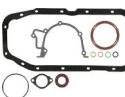








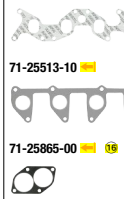






DAEWOO/CHEVROLET

<p>Ltr.  1.8 C18XE 78-82 kW (106-111 PS) CORSA MERIVA  08/02 </p>											
<p>1.8 F 18 D3 LDA 66-90 kW (90-122 PS) LACETTI NUBIRA OPTRA 08/03</p>	<p>01-54205-01 93 742 703</p> 	<p>02-33000-02</p> 	<p>08-31965-01 </p> 	<p>61-33000-10 90 411 937 83 Ø 1,3 mm</p> 	<p>14-32104-01 90 466 480 (10x)</p> 	<p>15-31997-01 90 501 944 +90 411 826 (10x)</p>  <p>71-31997-00 90 501 944</p> 	<p>12-31306-01</p>  <p>70-31306-10 16x</p> 	<p>71-31976-00 </p> <p>90 412 459</p>  <p>71-31971-00 </p>  <p>71-25865-00  </p> 	<p>71-31965-00 </p> 	<p>71-31451-00 </p>  <p>71-54303-00 </p> <p>96 414 578</p> 	<p>70-31414-10</p>  <p>81-53453-00 </p> <p>96 350 161 30x42 SL RD MVQ</p>  <p>81-24908-10 </p> <p>96 376 569 80x98 A SL LD FPM</p>  <p>81-24909-10 </p> <p>55 563 374 35x48 A SL RD MVQ</p> 
































































DAEWOO/CHEVROLET

DAEWOO/CHEVROLET													
Ltr.													
1,8 F 18 D4 LJW LWE Z 18 XER 2HO	101-108 kW (137-147 PS) ASTRA AVEO AVEO LPG CRUZE CRUZE LPG LACETTI ORLANDO ORLANDO LPG TRAX	01/06											
			02-37240-01 	08-38431-01 	71-36609-00	61-37240-00 55 355 578 82 Ø 0,65 mm MLS 	14-32103-01 90 412 701 (10x) 	71-38166-00 55 354 237 	12-36613-01 24 405 819 (16x) 70-36613-00 24 405 819 	11-38221-01 93 185 729 71-38158-00 12 992 396 	70-31414-10 	81-35147-00 K↔ 24 447 223 31,5x42 AB SL RD FPM 81-38236-00 K↔ 55 555 805 80x98 A LD PTFE ACM 81-24909-10 N 55 563 374 35x48 A SL RD MVQ 	
1,8 LH7(98CUL4)	106 kW (144 PS) CRUZE TRAX	10/11-02/17											
			02-37240-01 	08-38431-01 	71-36609-00	61-37240-00 55 355 578 82 Ø 0,65 mm MLS 	14-32103-01 90 412 701 (10x) 	71-38166-00 55 354 237 	12-36613-01 24 405 819 (16x) 70-36613-00 24 405 819 	11-38221-01 93 185 729 71-38158-00 12 992 396 	70-31414-10 	81-35147-00 K↔ 24 447 223 31,5x42 AB SL RD FPM 81-38236-00 K↔ 55 555 805 80x98 A LD PTFE ACM 81-24909-10 N 55 563 374 35x48 A SL RD MVQ 	




DAEWOO/CHEVROLET












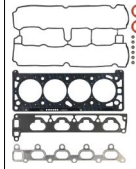


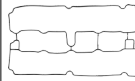
















<p>Ltr. </p>											
<p>1,8 LV6 90-93 kW (122-126 PS) PRIZM 05/97-08/01</p>	<p>01-53140-01</p> 	<p>02-53140-01</p> 			<p>61-53140-00 80 Ø 0,5 mm MLS</p> <p>61-53140-10  80 Ø 0,8 mm MLS</p> 	<p>14-55035-01</p> 	<p>15-53108-01</p> 	<p>12-53128-02</p>  <p>70-53993-00  8x</p>  <p>70-53994-00  8x</p> 	<p>71-17191-00  38x50 A SL RD NBR</p> <p>71-53104-00  76x94</p> <p>71-53107-00  A SL LD FPM</p>  	<p>70-31414-10</p> 	<p>81-53256-00  38x50 A SL RD NBR</p> <p>81-53318-00  76x94 A SL LD FPM</p>  <p>81-53256-00  38x50 A SL RD NBR</p> 
<p>1,8 S 18 NV 74 kW (101 PS) PRINCE SUPER SALOON 08/90-08/97</p>		<p>02-27275-03</p> 	<p>08-27293-02</p> 		<p>61-27275-10 86,3 Ø 1,3 mm</p> 	<p>14-32037-01</p> 	<p>71-13045-30</p> 	<p>12-26546-01</p>  <p>70-26546-00 8x</p> 	<p>71-27289-10  90 183 572 31x50 A SL RD FPM</p> <p>71-25513-10  90 354 378 90x104 A SL LD</p> <p>71-25865-00  55x70,1 AB LD FPM</p> 	<p>71-27293-00</p> 	<p>81-25516-10  90 183 572 31x50 A SL RD FPM</p> <p>81-38229-00  90 354 378 90x104 A SL LD</p> <p>81-24909-10  55 563 374 35x48 A SL RD MVQ</p> <p>81-27317-00  55x70,1 AB LD FPM</p> 

DAEWOO/CHEVROLET

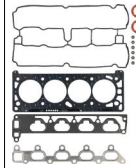


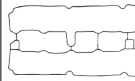












Ltr. 											
1,8 T 18 SED X 18 XE	84-90 kW (114-122 PS)	CORSA LACETTI TOSCA	 06/02		61-33000-10 90 411 937 83 Ø 1,3 mm 	14-32104-01 90 466 480 (10x) 	15-31997-01 90 501 944 +90 411 826 (10x)  71-31997-00 90 501 944 	12-31306-01  70-31306-10  16x	71-31976-00  90 412 459  71-31971-00   71-25865-00   		81-25516-10  90 183 572 31x50 A SL RD FPM  81-38229-00  90 354 378 90x104 A SL LD  81-24909-10  2x 55 563 374 35x48 A SL RD MVQ 
1,8 T 18 SED	90 kW (122 PS)	NUBIRA	07/03		61-33000-10 90 411 937 83 Ø 1,3 mm 	14-32104-01 90 466 480 (10x) 	15-31997-01 90 501 944 +90 411 826 (10x)  71-31997-00 90 501 944 	12-31306-01  70-31306-10  16x	71-31976-00  90 412 459  71-31971-00   71-25865-00   		81-25516-10  90 183 572 31x50 A SL RD FPM  81-38229-00  90 354 378 90x104 A SL LD  81-24909-10  2x 55 563 374 35x48 A SL RD MVQ 
1,8 X 18 XE1	90-100 kW (122-136 PS)				61-34205-00 81,5 Ø MLS 	14-32103-01 90 412 701 (10x) 	71-34304-00 	12-34223-02 09 158 057 (16x)  70-34223-00 09 158 057  16x	71-31451-10   71-34282-00  	70-31414-10 	81-24909-10  2x 55 563 374 35x48 A SL RD MVQ 

DAEWOO/CHEVROLET

Ltr.   
 1,8 Z 18 XE 90-92 kW (122-125 PS)

										
	02-34205-02 			61-34205-00 81,5 Ø MLS 	14-32103-01 90 412 701 (10x) 	71-34304-00 	12-34223-02 09 158 057 (16x)  70-34223-00 09 158 057 16x 	71-31451-00   71-34282-00  	70-31414-10 	81-35147-00  24 447 223 31,5x42 AB SL RD FPM  81-24908-10  96 376 569 80x98 A SL LD FPM  20DR5879  81-39433-00  80x98,39 A LD PTFE  20DR5880→  81-24909-10 N 2x 55 563 374 35x48 A SL RD MVQ 
















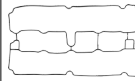


















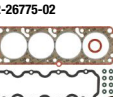

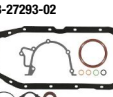






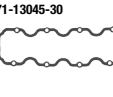











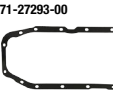
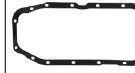









1,8 Z 18 XEL 81 kW (110 PS)

	02-34205-02 			61-34205-00 81,5 Ø MLS 	14-32103-01 90 412 701 (10x) 	71-34304-00 	12-34223-02 09 158 057 (16x)  70-34223-00 09 158 057 16x 	71-31451-00   71-34282-00  	70-31414-10 	81-15512-50  30x40 A SL RD FPM  81-24908-10  96 376 569 80x98 A SL LD FPM  81-24909-10 N 2x 55 563 374 35x48 A SL RD MVQ 
--	---	--	--	---	---	--	--	---	--	--




DAEWOO/CHEVROLET












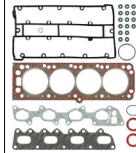

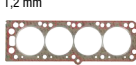












Ltr.	Motor	Power	Models	Part Numbers	Date	02-34205-02	61-34205-00	14-32103-01	71-34304-00	12-34223-02	70-34223-00	71-31451-00	71-34282-00	70-31414-10	81-15512-50	81-39433-00	81-24909-10
1,8	2H9	90-92 kW (122-125 PS)	ASTRA NIVA VIVA	2H999999 2H999999 2H999999	08/02-12/09		81,5 Ø MLS 	90 412 701 (10x) 		09 158 057 (16x) 	09 158 057 	 30x40	 30x40	 30x40	30x40 A SL RD FPM 	80x98,39 A LD PTFE 	55 563 374 35x48 A SL RD MVQ
1,8	2H9	90-92 kW (122-125 PS)	ASTRA NIVA VIVA	3H000001 → 3H000001 → 3H000001 →	08/02-12/09		81,5 Ø MLS 	90 412 701 (10x) 		09 158 057 (16x) 	09 158 057 	 30x40	 30x40	 30x40	24 447 223 31,5x42 AB SL RD FPM 	80x98,39 A LD PTFE 	55 563 374 35x48 A SL RD MVQ
1,8	2H9	92 kW (125 PS)	ASTRA ZAFIRA	2B999999, 2H999999, 21-28999999 2B999999, 2H999999	07/00-06/05		81,5 Ø MLS 	90 412 701 (10x) 		09 158 057 (16x) 	09 158 057 	 30x40	 30x40	 30x40	30x40 A SL RD FPM 	80x98,39 A LD PTFE 20DR5880 → 	55 563 374 35x48 A SL RD MVQ

DAEWOO/CHEVROLET

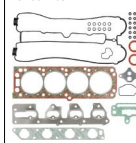



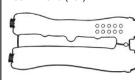
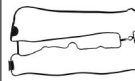






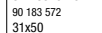



<p>Ltr.  1.8 2H9 92 kW (125 PS)</p> <p> ASTRA MERIVA ZAFIRA</p> <p> 1 07/00-05/08</p> <p> 3B000001, 3H000001, 31-38000001→  3B000001, 3H000001→</p>		 <p>02-34205-02</p> 			 <p>61-34205-00 81,5 Ø MLS</p> 	 <p>14-32103-01 90 412 701 (10x)</p> 	 <p>71-34304-00</p> 	 <p>12-34223-02 09 158 057 (16x)</p> <p>70-34223-00 09 158 057</p> <p>16x</p> 	 <p>71-31451-00 </p>  <p>71-34282-00 </p> 	 <p>70-31414-10</p> 	 <p>81-35147-00 </p> <p>24 447 223 31,5x42 AB SL RD FPM</p>  <p>81-39433-00 </p> <p>80x98,39 A LD PTFE  20DR5880→</p>  <p>81-24909-10 N 2x</p> <p>55 563 374 35x48 A SL RD MVQ</p> 
<p>2.0 C 20 LE 72-89 kW (98-121 PS) C 20 NE C 20 NED LE4(122CUL4)</p> <p> ARANOS BROUGHAM ESPERO LEMANS MONZA OMEGA PRINCE SUPER SALOON</p> <p>04/89-09/00</p>		 <p>02-26775-02</p> 	 <p>08-27293-02</p> 		 <p>61-26775-10 87,5 Ø 1,3 mm</p> 	 <p>14-32037-01</p> 	 <p>71-13045-30</p> 	 <p>12-26546-01</p> <p>70-26546-00</p> <p>8x</p> 	 <p>71-26510-10 </p>  <p>71-25513-10 </p>  <p>71-25865-00  </p> 	 <p>71-27293-00</p> 	 <p>81-25516-10 </p> <p>90 163 372 31x50 A SL RD FPM</p>  <p>81-38229-00 </p> <p>90 354 378 90x104 A SL LD</p>  <p>81-24909-10 N </p> <p>55 563 374 35x48 A SL RD MVQ</p>  <p>81-27317-00 N </p> <p>55x70,1 AB LD FPM</p> 

DAEWOO/CHEVROLET






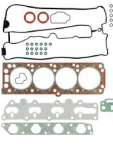









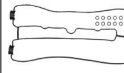
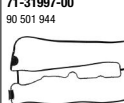






















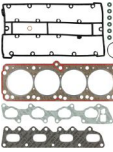





















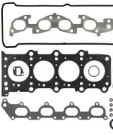











Ltr.  2,0 C 20 LET  150 kW (204 PS)  1

										
	02-34210-01 	08-13054-02 		61-34210-00 87,5 Ø 1,2 mm 	14-32040-01  14003804 14-32104-01 90 466 480 (10x)  14003805→	71-28233-00 	12-26546-02  16x 70-26546-00 	71-28234-00  71-28859-00 	71-13054-10 2x 	81-28236-00  38x50 A SL RD FPM 81-38229-00  90 354 378 90x104 A SL LD 81-24909-10  2x 55 563 374 35x48 A SL RD MVQ 




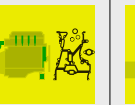



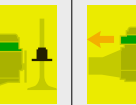
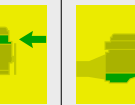






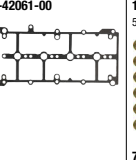
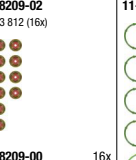






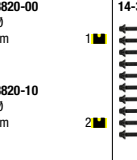
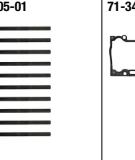
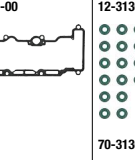
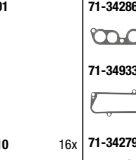
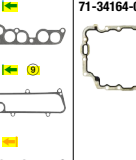


2,0 C 20 SED 81 kW (110 PS) LACETTI NUBIRA 06/99-07/03

	02-33005-09 93 742 408 +92 067 765 	08-31965-02 92 061 971 		61-33005-10 92 067 765 87 Ø 1,3 mm 	14-32104-01 90 466 480 (10x) 	15-31997-01 90 501 944 +90 411 826 (10x)  71-31997-00 90 501 944 	12-31306-12 12 855 396 (16x)  16x 70-31306-00 12 855 396 	71-31976-00  90 412 459  71-38159-00  92 063 157	70-31414-10 	81-25516-10  90 183 572 31x50 A SL RD FPM 81-38229-00  90 354 378 90x104 A SL LD 81-24909-10  2x 55 563 374 35x48 A SL RD MVQ 
--	---	---	--	--	--	---	--	---	--	--














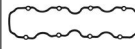



































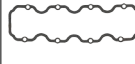

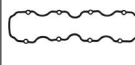























DAEWOO/CHEVROLET

<p>Ltr.  2,0 C 20 SEL 100-101 kW (136-137 PS) ASTRA VECTRA ZAFIRA  04/01-07/12 </p>		 <p>02-33005-01</p> 	 <p>08-31979-01 </p> 		 <p>61-33005-10 92 067 765 87 Ø 1,3 mm</p> 	 <p>14-32104-01 90 466 480 (10x)</p> 	 <p>15-31997-01 90 501 944 +90 411 826 (10x)</p>  <p>71-31997-00 90 501 944</p> 	 <p>12-31306-01</p>  <p>70-31306-10 16x</p> 	 <p>71-31976-00  90 412 459</p>  <p>71-31971-00 </p>  <p>71-25865-00 </p> 	 <p>71-31979-00  55 354 477</p>  <p>71-31978-00 </p> 	 <p>81-25516-10  90 183 572 31x50 A SL RD FPM</p>  <p>81-38229-00  90 354 378 90x104 A SL LD</p>  <p>81-24909-10  2x 55 563 374 35x48 A SL RD MVQ</p> 
<p>2,0 C 20 XE 89-110 kW (121-150 PS)</p>		<p>02-28235-01</p> 	<p>08-13054-02</p> 		<p>61-28235-10 87,5 Ø 1,29 mm</p> 	<p>14-32040-01  14137011</p>  <p>14-32104-01 90 466 480 (10x)  14137012→</p> 	<p>71-28233-00</p> 	<p>12-26546-01 2x</p>  <p>70-26546-00 16x</p> 	<p>71-28234-00  38x50 A SL RD FPM</p>  <p>71-28859-00 </p> 	<p>71-13054-10 2x</p> 	<p>81-28236-00  38x50 A SL RD FPM</p>  <p>81-38229-00  90 354 378 90x104 A SL LD</p>  <p>81-24909-10  2x 55 563 374 35x48 A SL RD MVQ</p> 
<p>2,0 J20A L34(121CUL4) 88-97 kW (120-132 PS) GRAND VITARA TRACKER  05/98-10/08</p>		<p>02-53205-01</p> 			<p>61-53205-00 MLS</p> 		<p>71-53156-00</p> 	<p>12-52829-01</p> 	<p>71-53153-00  71-53154-00 </p>  	<p>70-31414-10 </p> 	<p>81-53236-00  N 94 535 472 32x47 A SL RD MVQ</p> 
















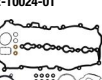




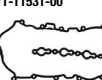












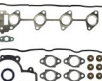










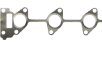












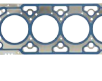






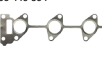







DAEWOO/CHEVROLET

Ltr.	Motor	Power	Model	Year	Part 1	Part 2	Part 3	Part 4	Part 5	Part 6	Part 7	Part 8	Part 9	Part 10	Part 11	Part 12
2,0	LBM LF3(121CUL6) X 20 D1	101-105 kW (137-144 PS)	EPICA EPICA LPG TOSCA	02/06	 01-54130-01 93 740 211				 61-54130-00 96 370 861 76,2 Ø	 14-32365-01 94 501 711 (14x)	 71-54198-00 96 307 727	 12-54218-01 96 307 714 (24x)	 71-54199-00 6x 96 307 801	 70-31414-10	 81-37186-00 K↔ 96 307 764 45x65 A SL RD FPM	
2,0	LBS	115-118 kW (156-160 PS)	MALIBU MALIBU D	04/12		 02-39354-01	 08-39648-01		 61-37665-00 84 Ø 0,95 mm MLS 61-37665-10 1,05 mm MLS 61-37665-20 1,15 mm MLS	 14-32169-01 90 537 691 (10x)	 71-42061-00	 12-38209-02 55 183 812 (16x)	 11-40692-01 6x 96 493 410 Cyl. 1-3 71-54202-00 6x 96 493 411 Cyl. 4-6	 70-31414-10	 81-35882-00 K↔ 31x41 AB SL RD FPM 81-90027-00 K↔ 93 Ø	
2,0	LD1 X 20 DTH X 20 DTL	61-74 kW (83-101 PS)	ASTRA VECTRA	02/98-12/11 [NEW]	 02-34277-01	 08-34164-01	 04-10190-01 ①	 61-33820-00 85,5 Ø 1,3 mm MLS 61-33820-10 85,5 Ø 1,4 mm MLS 61-33820-20 85,5 Ø 1,5 mm MLS	 14-32105-01	 71-34277-00	 12-31306-01	 71-34286-00 16x 96 307 801 71-34933-00 ② 71-34279-00	 71-34164-00	 81-35723-00 K↔ 55x68 AB SL RD FPM 81-34301-00 K↔ 99x114 A LD FPM/ACM		

DAEWOO/CHEVROLET

<p>Ltr.  2,0 LE4(122CUL4) 81-90 kW (110-122 PS) ASTRA KADETT VECTRA ZAFIRA  09/94-12/11</p>		 <p>02-26775-03</p> 	 <p>08-31965-01</p> 		 <p>61-26775-10 87,5 Ø 1,3 mm</p> 	 <p>14-32037-01</p> 	 <p>71-33367-00</p> 	 <p>12-26546-01</p> 	 <p>71-26510-10 </p>  <p>71-25513-10 </p>  <p>71-25865-00  </p> 	 <p>71-31965-00</p> 	 <p>81-25516-10 </p>  <p>90 183 572 31x50 A SL RD FPM</p> <p>81-38229-00 </p>  <p>90 354 378 90x104 A SL LD</p>  <p>81-24909-10 </p>  <p>55 563 374 35x48 A SL RD MVQ</p>  <p>81-27317-00 </p>  <p>55x70,1 AB LD FPM</p> 
<p>2,0 LE4(122CUL4) 85-89 kW (116-121 PS) CORSA KADETT OMEGA 08/91-07/99</p>		<p>02-26775-02  03/94</p>  <p>02-26775-03  03/94→</p> 	<p>08-27293-02  03/94</p>  <p>08-31965-01  03/94→</p> 		<p>61-26775-10 87,5 Ø 1,3 mm</p> 	<p>14-32037-01</p> 	<p>71-13045-30  03/94</p>  <p>71-33367-00  03/94→</p> 	<p>12-26546-01</p> 	<p>71-26510-10 </p>  <p>71-25513-10 </p>  <p>71-25865-00  </p> 	<p>71-27293-00  03/94</p>  <p>71-31965-00  03/94→</p> 	<p>81-25516-10 </p>  <p>90 183 572 31x50 A SL RD FPM</p> <p>81-38229-00 </p>  <p>90 354 378 90x104 A SL LD</p>  <p>81-24909-10 </p>  <p>55 563 374 35x48 A SL RD MVQ</p>  <p>81-27317-00 </p>  <p>55x70,1 AB LD FPM</p> 




DAEWOO/CHEVROLET









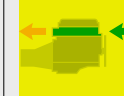







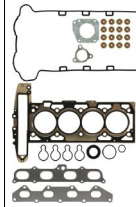




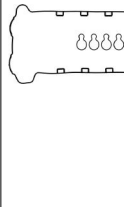

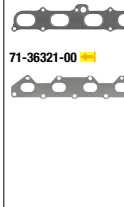


<p>Ltr. </p>	<p>2,0 LFS</p>	<p>125 kW (170 PS)</p>	<p>CAPTIVA</p>	<p> 01/16</p>											
<p>2,0 LFS</p>	<p>125 kW (170 PS)</p>	<p>CAPTIVA</p>	<p>01/16</p>	<p> 01/16</p>	<p></p>	<p>02-10024-01 </p>	<p>08-10030-01 </p>	<p></p>	<p>61-10133-00 84,5 Ø 1,1 mm MLS</p> <p>61-10133-10 84,5 Ø 1,2 mm MLS</p> <p>61-10133-20 84,5 Ø 1,3 mm MLS</p> 	<p>14-11654-01 </p>	<p>71-11531-00 </p>	<p>12-11648-01 </p>	<p>71-11532-00 </p> <p>71-42113-00 </p> 	<p>70-31414-10 </p>	<p>81-10462-00 </p> <p>31x41 RD FPM</p>  <p>81-10455-00 </p> <p>93x172,5 Gummi</p>  <p>81-10539-00 </p> <p>24x45 RD FPM</p> 
<p>2,0 LLW Z 20 S</p>	<p>89-113 kW (121-154 PS)</p>	<p>CAPTIVA CAPTIVA D CRUZE CRUZE CDI EPICA D LACETTI OPTRA WINSTORM</p>	<p>07/06</p>	<p> 07/06</p>	<p>01-10005-01 93 744 254 </p>	<p></p>	<p></p>	<p></p>	<p>61-37215-00 96 440 163 1,1 mm MLS</p> <p>61-37215-10 96 440 164 1,2 mm MLS</p> <p>61-37215-20 96 440 165 1,3 mm MLS</p> 	<p>14-32287-01 94 501 932 (10x) </p>	<p>71-38167-00 96 440 309 </p>	<p>12-38227-01 96 440 146 (16x)</p> <p>70-38227-00 96 440 146</p> 	<p>71-38156-00 </p> <p>96 440 379</p> <p>71-38146-00 </p> <p>96 440 364</p> <p>71-38146-00 </p> <p>96 440 364</p> 	<p>70-31414-10 </p>	<p>81-34805-00 </p> <p>96 440 222 32x45 A SL RD ACM</p>  <p>81-38231-00 </p> <p>25 183 982 98x114 A SL LD FPM</p>  <p>81-53441-00 </p> <p>96 440 161 36x50 A SL RD NBR</p> 
<p>2,0 LMN</p>	<p>89 kW (121 PS)</p>	<p>LACETTI D NUBIRA D</p>	<p>01/05</p>	<p> 01/05</p>	<p></p>	<p></p>	<p></p>	<p></p>	<p>61-37215-00 96 440 163 1,1 mm MLS</p> <p>61-37215-10 96 440 164 1,2 mm MLS</p> <p>61-37215-20 96 440 165 1,3 mm MLS</p> 	<p>14-32287-01 94 501 932 (10x) </p>	<p>71-38167-00 96 440 309 </p>	<p>12-38227-01 96 440 146 (16x)</p> <p>70-38227-00 96 440 146</p> 	<p>71-38156-00 </p> <p>96 440 379</p> <p>71-38146-00 </p> <p>96 440 364</p> <p>71-38146-00 </p> <p>96 440 364</p> 	<p>70-31414-10 </p>	<p>81-34805-00 </p> <p>96 440 222 32x45 A SL RD ACM</p>  <p>81-38231-00 </p> <p>25 183 982 98x114 A SL LD FPM</p>  <p>81-53251-00 </p> <p>36x50 A SL LD MVQ</p> 


DAEWOO/CHEVROLET













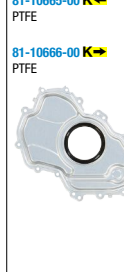
Ltr.	Icon	Power	Model	Year	Image 1	Image 2	Image 3	Image 4	Image 5	Image 6	Image 7	Image 8	Image 9	Image 10	Image 11
2,0	LNF	194 kW (264 PS)	COBALT HHR	08/07-12/10											
									<p>61-37265-00 87 Ø 0,64 mm MLS</p>	<p>14-32169-01 90 537 691 (10x)</p>		<p>12-34264-01 90 537 241 (16x)</p>	<p>71-38154-00 </p> <p>71-39351-00 </p>	<p>70-31414-10</p>	<p>81-38229-00 </p> <p>90 354 378 90x104 A SL LD</p>
2,0	LNP	96-122 kW (131-166 PS)	CAPTIVA D CRUZE CRUZE CDI ORLANDO D	08/10		<p>02-40664-01</p>	<p>08-41122-01</p>		<p>61-37870-00 25 190 137 87 Ø 1,05 mm MLS</p> <p>61-37870-10 25 190 138 87 Ø 1,15 mm MLS</p> <p>61-37870-20 25 190 139 87 Ø 1,25 mm MLS</p>	<p>14-32340-01 94 502 227 (10x)</p>	<p>15-40664-01 25 186 594</p>	<p>12-38209-02 55 183 812 (16x)</p>	<p>71-54213-00 </p> <p>96 868 320</p> <p>71-40666-00 </p> <p>96 868 298</p>	<p>70-31414-10</p>	<p>81-40697-00 </p> <p>96 868 128 50x65 A SL RD PTFE</p> <p>81-40698-00 </p> <p>96 868 243 98x114 A SL LD PTFE</p>
2,0	LQ5	64-67 kW (87-91 PS)			<p>01-53950-01 93 740 055 +94 535 484 (8x)</p>				<p>61-53950-00 96 325 170 70 Ø</p>	<p>14-32355-02 94 580 081 (10x)</p>	<p>71-54182-00 96 325 175</p>	<p>12-52939-03 94 535 484 (8x)</p>	<p>71-54179-00 </p> <p>96 571 108</p> <p>71-54181-00 </p> <p>96 325 689</p>	<p>70-31414-10</p>	<p>81-53236-00 </p> <p>94 535 472 32x47 A SL RD MVQ</p> <p>81-53297-00 </p> <p>94 535 475 60x80 A SL LD MVQ</p> <p>81-53236-00 N</p> <p>94 535 472 32x47 A SL RD MVQ</p>


DAEWOO/CHEVROLET







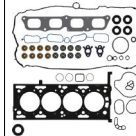


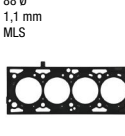

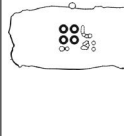

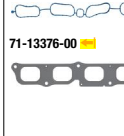

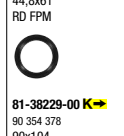
Ltr.  2,0 LSJ 152 kW (207 PS) COBALT  07/05-12/08  1

										
	02-36220-01	08-38272-01	04-10166-01 	61-36220-00 87,05 mm MLS	14-32169-01 90 537 691 (10x)	15-36236-01	12-34264-01 90 537 241 (16x)	71-36311-00  71-36321-00 	70-31414-10	81-33489-10  25 193 519 42x55 RD FPM 81-38229-00  90 354 378 90x104 A SL LD
										


2,0 LSY 172 kW (234 PS) BLAZER 09/19 









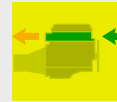


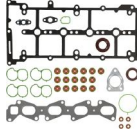







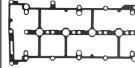




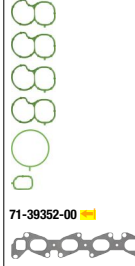












	02-11221-03	08-10189-01		61-11221-00 84 0 MLS	14-20892-01	71-20889-00	12-20907-01	71-20915-00  11-20920-01 	70-31414-10	81-10665-00  PTFE 81-10666-00  PTFE
										

2,0 LTG 175-205 kW (238-279 PS) CAMARO EQUINOX MALIBU REZZO 01/12 















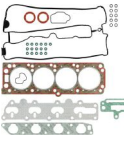




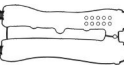































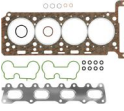
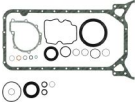


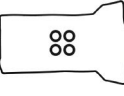





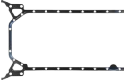




	02-10311-02	08-12870-01	04-10378-01 	61-10311-00 88 0 1,1 mm MLS	14-10029-01	15-10120-01	12-10016-01	71-13377-00  71-13376-00 	70-31414-10	81-10609-00  44,8x61 RD FPM 81-38229-00  90 354 378 90x104 A SL LD 81-10459-00  37x54 FPM
										

DAEWOO/CHEVROLET

Ltr.  2,0 LUZ  110-113 kW (150-154 PS) CRUZE  09/13

										
<p>2,0 L34 89-97 kW (121-132 PS)</p>	<p>02-39354-01</p> 	<p>08-39648-01</p> 	<p>04-10320-01 </p> 	<p>61-37665-00 84 Ø 0,95 mm MLS</p> <p>61-37665-10 1,05 mm MLS </p> <p>61-37665-20 1,15 mm MLS </p> 	<p>14-32332-01</p> 	<p>71-42061-00</p> 	<p>12-38209-02 55 183 812 (16x)</p> <p>70-38209-00 55 183 812</p> <p>16x</p>  	<p>11-40692-01 </p> <p>71-39352-00 </p> 	<p>70-31414-10</p> 	<p>81-35882-00 </p> <p>31x41 AB SL RD FPM</p>  <p>81-90027-00 </p> <p>93 Ø</p>  <p>81-36229-00 N</p> <p>30x45 AB SL RD FPM</p>  <p>81-40269-00 N (A)</p> <p>30x50 AW SL RD FPM</p>  <p>81-25516-10 </p> <p>90 183 572 31x50 A SL RD FPM</p>  <p>81-38229-00 </p> <p>90 354 378 90x104 A SL LD</p>  <p>81-24909-10 N</p> <p>55 563 374 35x48 A SL RD MVQ</p> 



DAEWOO/CHEVROLET

<p>Ltr. </p>	<p></p>	<p></p>											
<p>2,0 L34(122CUL4) X20 XEV 89-100 kW (121-136 PS) ASTRA EPICA OPTRA VECTRA ZAFIRA 03/96-07/12</p>	<p>02-33005-01</p> 	<p>08-31979-01 </p> 			<p>61-33005-10 92 067 765 87 Ø 1,3 mm</p> 	<p>14-32104-01 90 466 480 (10x)</p> 	<p>15-31997-01 90 501 944 +90 411 826 (10x)</p>  <p>71-31997-00 90 501 944</p> 	<p>12-31306-01</p>  <p>70-31306-10 16x</p> 	<p>71-31976-00  90 412 459</p>  <p>71-34278-00 </p>  <p>71-25865-00  90 501 944</p> 	<p>71-31979-00  55 354 477</p> 	<p>81-25516-10  90 183 572 31x50 A SL RD FPM</p>  <p>81-38229-00  90 354 378 90x104 A SL LD</p>  <p>81-24909-10  55 563 374 35x48 A SL RD MVQ</p> 		
<p>2,0 L88 89-98 kW (121-133 PS) EPICA EVANDA REZZO VIVANT 01/05</p>		<p>08-31965-02 92 061 971</p> 			<p>61-33005-10 92 067 765 87 Ø 1,3 mm</p> 	<p>14-32104-01 90 466 480 (10x)</p> 	<p>15-31997-01 90 501 944 +90 411 826 (10x)</p> 	<p>71-54297-00  96 376 372</p>  <p>71-38159-00  92 063 157</p> 			<p>81-25516-10  90 183 572 31x50 A SL RD FPM</p>  <p>81-38229-00  90 354 378 90x104 A SL LD</p>  <p>81-24909-10  55 563 374 35x48 A SL RD MVQ</p> 		
<p>2,0 M 161.950 94 kW (128 PS) KORANDO 02/99</p>	<p>02-29105-02</p> 	<p>08-29170-01</p> 			<p>61-29105-10 91 Ø 1,75 mm</p> 	<p>14-32028-02</p> 	<p>15-31001-01</p> 	<p>12-29491-01</p> 	<p>71-31138-00  90 501 944</p>  <p>71-29349-00 </p> 	<p>71-34037-00</p> 	<p>81-26248-00  45x67 A SL RD FPM</p>  <p>81-26249-00  93x114 A SL LD FPM</p> 		

DAEWOO/CHEVROLET




Ltr.														
2,0 T 20 SED X 20 SED Z 20 L		05/97	85-98 kW (116-133 PS)	EVANDA LACETTI LEGANZA MAGNUS NUBIRA REZZO VECTRA VIVANT										
					02-33005-01 	08-31979-01 		61-33005-10 92 067 765 87 Ø 1,3 mm 	14-32104-01 90 466 480 (10x) 	15-31997-01 90 501 944 +90 411 826 (10x) 71-31997-00 90 501 944 	12-31306-01 70-31306-10 16x 	71-31976-00 90 412 459 71-31971-00	71-31979-00 55 354 477 71-31978-00 81-25516-10 90 183 572 31x50 A SL RD FPM 81-38229-00 90 354 378 90x104 A SL LD 81-24909-10 55 563 374 35x48 A SL RD MVQ 2x 	
2,0 T 20 SED		09/01-12/04	89-93 kW (121-126 PS)	NUBIRA REZZO				61-33005-10 92 067 765 87 Ø 1,3 mm 	14-32104-01 90 466 480 (10x) 	71-31997-00 90 501 944 	12-31306-01 70-31306-10 16x 	71-34273-00 	71-31979-00 55 354 477 	
2,0 T 20 SED		07/00	93 kW (126 PS)	LEGANZA NUBIRA	02-33005-09 93 742 408 +92 067 765 	08-31965-02 92 061 971 		61-33005-10 92 067 765 87 Ø 1,3 mm 	14-32104-01 90 466 480 (10x) 	71-31997-00 90 501 944 	12-31306-01 70-31306-10 16x 	71-34273-00 	71-31979-00 55 354 477 	
2,0 T 20 SED		01/01-12/02	133 kW (181 PS)	LEGANZA		08-31965-02 92 061 971 		61-33005-10 92 067 765 87 Ø 1,3 mm 	14-32104-01 90 466 480 (10x) 	71-31997-00 90 501 944 	12-31306-01 70-31306-10 16x 	71-34273-00 	71-31979-00 55 354 477 	




DAEWOO/CHEVROLET


Ltr.  2,0 X 20 SE  85 kW (116 PS)  1




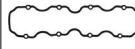
2,0 X 20 SE 85 kW (116 PS)


02-26775-03








08-31965-01





61-26775-10
 87,5 Ø
 1,3 mm








14-32037-01


71-33367-00



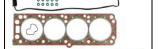

12-26546-01

 8x





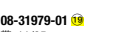
71-26510-10 

 71-25513-10 






71-31965-00



81-25516-10 
 90 183 572
 31x50
 A SL RD FPM

 81-38229-00 
 90 354 378
 90x104
 A SL LD

 81-24909-10  2x
 55 563 374
 35x48
 A SL RD MVQ



2,0 X 20 XEV 100 kW (136 PS) BROUGHAM 08/94-12/97


02-33005-01





08-31965-01   10/95





08-31979-01  










61-33005-10
 92 067 765
 87 Ø
 1,3 mm





14-32104-01
 90 466 480 (10x)




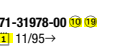





15-31997-01
 90 501 944
 +90 411 826 (10x)








71-31997-00
 90 501 944


12-31306-01

 16x

71-31976-00 
 90 412 459

 71-31971-00 

 71-25865-00  









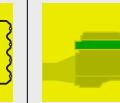
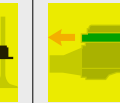

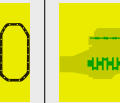
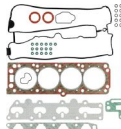
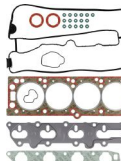



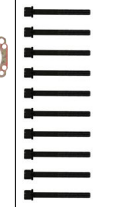
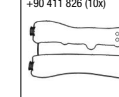
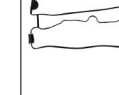












71-31965-00   10/95


71-31979-00 
 55 354 477


 71-31978-00   



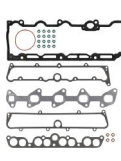


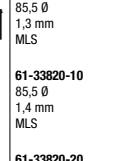

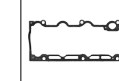
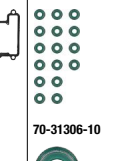
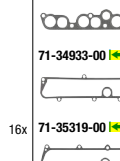
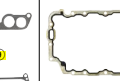
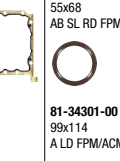
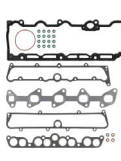





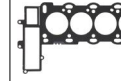

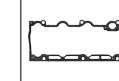
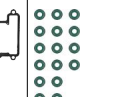


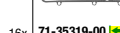


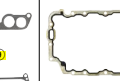


81-25516-10 
 90 183 572
 31x50
 A SL RD FPM

 81-38229-00 
 90 354 378
 90x104
 A SL LD

 81-24909-10  2x
 55 563 374
 35x48
 A SL RD MVQ


DAEWOO/CHEVROLET

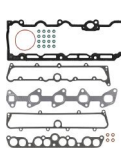


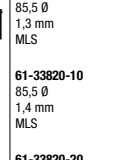


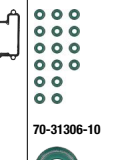
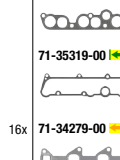
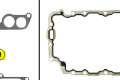
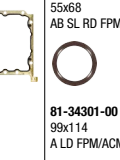
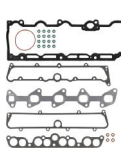





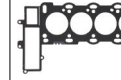


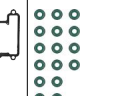




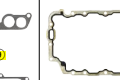


Ltr.  2,0 X 20 XEV 100 kW (136 PS) PRINCE  08/93-08/98

										
	<p>02-33005-01 11/98</p>  <p>02-33005-04 11/98→</p> 	<p>08-31965-01 20 11/95</p>  <p>08-31979-01 19 11/95→</p> 		<p>61-33005-10 92 067 765 87 Ø 1,3 mm</p> 	<p>14-32104-01 90 466 480 (10x)</p> 	<p>15-31997-01 90 501 944 +90 411 826 (10x)</p>  <p>71-31997-00 90 501 944</p> 	<p>12-31306-01</p>  <p>70-31306-10 16x</p> 	<p>71-31976-00 16x 90 412 459</p>  <p>71-31971-00 11/98</p>  <p>71-34278-00 11/98→</p>  <p>71-25865-00 19</p> 	<p>71-31965-00 20 11/95</p>  <p>71-31979-00 19 55 354 477 11/95→</p>  <p>71-31978-00 19 19 11/95→</p> 	<p>81-25516-10 K↔ 90 183 572 31x50 A SL RD FPM</p>  <p>81-38229-00 K↔ 90 354 378 90x104 A SL LD</p>  <p>81-24909-10 N 2x 55 563 374 35x48 A SL RD MVQ</p> 































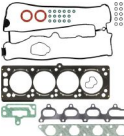

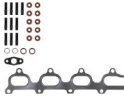

















2,0 Y 20 DTH 74 kW (101 PS)

										
	<p>02-34277-01</p> 	<p>08-34164-01</p> 	<p>04-10190-01 19</p>  <p>71-36773-00 20</p> 	<p>61-33820-00 85,5 Ø 1,3 mm MLS 1</p>  <p>61-33820-10 85,5 Ø 1,4 mm MLS 2</p>  <p>61-33820-20 85,5 Ø 1,5 mm MLS 3</p> 	<p>14-32105-01</p> 	<p>71-34277-00</p> 	<p>12-31306-01</p>  <p>70-31306-10 16x</p> 	<p>71-34286-00 16x</p>  <p>71-34933-00 19 19</p>  <p>71-35319-00 16x 19</p>  <p>71-34279-00</p> 	<p>71-34164-00</p> 	<p>81-35723-00 K↔ 55x68 AB SL RD FPM</p>  <p>81-34301-00 K↔ 99x114 A LD FPM/ACM</p> 

2,0 Y 20 DTH 74 kW (101 PS)

										
	<p>02-34277-01</p> 	<p>08-34164-01</p> 	<p>04-10190-01 19</p>  <p>71-36773-00 20</p> 	<p>61-33820-00 85,5 Ø 1,3 mm MLS 1</p>  <p>61-33820-10 85,5 Ø 1,4 mm MLS 2</p>  <p>61-33820-20 85,5 Ø 1,5 mm MLS 3</p> 	<p>14-32105-01</p> 	<p>71-34277-00</p> 	<p>12-31306-01</p>  <p>70-31306-10 16x</p> 	<p>71-34286-00 16x</p>  <p>71-35319-00 16x 19</p>  <p>71-34279-00</p> 	<p>71-34164-00</p> 	<p>81-35723-00 K↔ 55x68 AB SL RD FPM</p>  <p>81-34301-00 K↔ 99x114 A LD FPM/ACM</p> 

DAEWOO/CHEVROLET

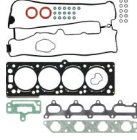


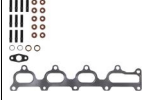


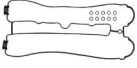
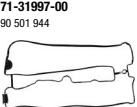


































Ltr. 											
2,0 Z 20 DM Z 20 DMH 89-110 kW (121-150 PS) TOSCA TDCi 02/06					61-37215-00 96 440 163 1,1 mm MLS  61-37215-10 96 440 164 1,2 mm MLS  61-37215-20 96 440 165 1,3 mm MLS 	14-32287-01 94 501 932 (10x) 	71-38167-00 96 440 309 	12-38227-01 96 440 146 (16x)  70-38227-00 96 440 146 	71-38156-00  96 440 379  71-38146-00  96 440 364 	70-31414-10 	81-34805-00  96 440 222 32x45 A SL RD ACM  81-38231-00  25 183 982 90x114 A SL LD FPM  81-53441-00  96 440 161 36x50 A SL RD NBR 
2,0 Z 20 LEH 177 kW (240 PS) ASTRA 01/10-01/14		02-37245-01 	08-31979-04 	04-10007-01 	61-37245-00 87,5 Ø MLS 	14-32104-01 90 466 480 (10x) 	15-31997-01 90 501 944 +90 411 826 (10x) 	12-31306-01  70-31306-00 12 855 396 	71-31976-00  90 412 459  71-35321-00  	71-31979-00 55 354 477  71-31978-00 	81-25516-10  90 183 572 31x50 A SL RD FPM  81-38229-00  90 354 378 90x104 A SL LD  81-24909-10  55 563 374 35x48 A SL RD MVQ 

DAEWOO/CHEVROLET



















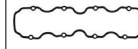

















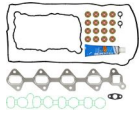



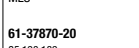





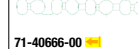











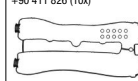


















Ltr.  2,0 Z 20 LER 147 kW (200 PS) ASTRA  09/05-12/08 



2,0 Z 20 S1 92-110 kW (125-150 PS)

	<p>02-34435-01</p> 	<p>08-31979-04</p> 	<p>04-10007-01 </p> 	<p>61-34435-00 87,5 Ø 1,2 mm MLS</p> 	<p>14-32104-01 90 466 480 (10x)</p> 	<p>15-31997-01 90 501 944 +90 411 826 (10x)</p>  <p>71-31997-00 90 501 944</p> 	<p>12-31306-01</p>  <p>70-31306-10 16x</p> 	<p>71-31976-00  90 412 459</p>  <p>71-35321-00 </p>  <p>71-31978-00 </p> 	<p>71-31979-00 55 354 477</p>  <p>71-31978-00 </p> 	<p>81-25516-10  90 183 572 31x50 A SL RD FPM</p>  <p>81-38229-00  90 354 378 90x104 A SL LD</p>  <p>81-24909-10  2x 55 563 374 35x48 A SL RD MVQ</p>  <p>81-34805-00  96 440 222 32x45 A SL RD ACM</p>  <p>81-38231-00  25 183 982 98x114 A SL LD FPM</p>  <p>81-53441-00  96 440 161 36x50 A SL RD NBR</p> 
				<p>61-37215-00 96 440 163 1,1 mm MLS</p>  <p>61-37215-10 96 440 164 1,2 mm MLS</p>  <p>61-37215-20 96 440 165 1,3 mm MLS</p> 	<p>14-32287-01 94 501 932 (10x)</p> 	<p>71-38167-00 96 440 309</p> 	<p>70-38227-00 96 440 146</p> 	<p>71-38156-00  96 440 379</p>  <p>71-38146-00  96 440 364</p> 	<p>70-31414-10</p> 	

DAEWOO/CHEVROLET

<p>Ltr.   </p>											
<p>2,0 20 NEJ 81 kW (110 PS)</p>		<p>02-26775-05</p> 	<p>08-31979-01</p> 		<p>61-26775-10 87,5 Ø 1,3 mm</p> 	<p>14-32037-01</p> 	<p>71-33367-00</p> 	<p>12-26546-01</p>  <p>70-26546-00</p> 	<p>71-26510-10 </p>  <p>71-25513-10 </p>  <p>71-25865-00  </p> 	<p>71-31979-00 55 354 477</p>  <p>71-31978-00 </p> 	<p>81-25516-10 </p> <p>90 183 572 31x50 A SL RD FPM</p>  <p>81-38229-00 </p> <p>90 354 378 90x104 A SL LD</p>  <p>81-24909-10 N</p> <p>55 563 374 35x48 A SL RD MVQ</p> 
<p>2,2 A 22 DMH LHQ Z 22 D1</p> <p>120-138 kW (163-188 PS) CAPTIVA CAPTIVA D</p> <p>03/11</p>		<p>02-40664-01</p> 	<p>08-41122-01</p> 		<p>61-37870-00 25 190 137 87 Ø 1,05 mm MLS</p>  <p>61-37870-10 25 190 138 87 Ø 1,15 mm MLS</p>  <p>61-37870-20 25 190 139 87 Ø 1,25 mm MLS</p> 	<p>14-32340-01 94 502 227 (10x)</p> 	<p>15-40664-01 25 186 594</p> 	<p>12-38209-02 55 183 812 (16x)</p>  <p>70-38209-00</p> 	<p>71-54213-00 </p> <p>96 868 320</p>  <p>71-40666-00 </p> <p>96 868 298</p> 	<p>70-31414-10</p> 	<p>81-40697-00 </p> <p>96 868 128 50x65 A SL RD PTFE</p>  <p>81-40698-00 </p> <p>96 868 243 98x114 A SL LD PTFE</p> 
<p>2,2 C 22 SEL LA9</p> <p>101-106 kW (137-144 PS) VECTRA</p> <p>12/97</p>		<p>02-33005-01</p> 	<p>08-31965-02 92 061 971</p> 		<p>61-33005-10 92 067 765 87 Ø 1,3 mm</p> 	<p>14-32104-01 90 466 480 (10x)</p> 	<p>15-31997-01 90 501 944 +90 411 826 (10x)</p>  <p>71-31997-00 90 501 944</p> 	<p>12-31306-01</p>  <p>70-31306-10</p> 	<p>71-31976-00 </p> <p>90 412 459</p>  <p>71-31971-00 </p>  <p>71-25865-00  </p> 	<p>71-34163-00</p>  <p>71-31978-00 </p> 	<p>81-25516-10 </p> <p>90 183 572 31x50 A SL RD FPM</p>  <p>81-38229-00 </p> <p>90 354 378 90x104 A SL LD</p>  <p>81-24909-10 N 2x</p> <p>55 563 374 35x48 A SL RD MVQ</p> 

DAEWOO/CHEVROLET















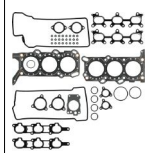



















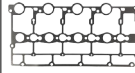





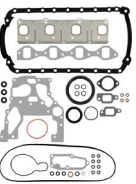
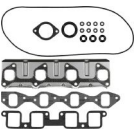






















Ltr.												
2.2 X 22 SE	98-104 kW (133-141 PS)		<p>02-33005-06</p> <p>08-31965-02 92 061 971</p>	<p>61-33005-10 92 067 765 87 Ø 1,3 mm</p>	<p>14-32104-01 90 466 480 (10x)</p>	<p>71-31977-00 90 501 944</p>	<p>12-31306-01</p> <p>71-31976-00 </p> <p>90 412 459</p> <p>71-34278-00 </p> <p>70-31306-10</p>	<p>71-31979-00 </p> <p>90 412 459</p> <p>71-34278-00 </p>	<p>71-34163-00</p>	<p>81-25516-10 </p> <p>90 183 572 31x50 A SL RD FPM</p> <p>81-38229-00 </p> <p>90 354 378 90x104 A SL LD</p> <p>81-24909-10 </p> <p>55 563 374 35x48 A SL RD MVQ</p> <p>2x</p>		
2.2 X 22 XE	100 kW (136 PS)	PRINCE	08/97-08/99	<p>02-33515-01</p> <p>08-31979-02</p>	<p>61-33005-10 92 067 765 87 Ø 1,3 mm</p>	<p>14-32104-01 90 466 480 (10x)</p>	<p>15-31997-01 90 501 944 +90 411 826 (10x)</p> <p>71-31977-00 90 501 944</p>	<p>12-31306-01</p> <p>71-31976-00 </p> <p>90 412 459</p> <p>71-31971-00 </p> <p>70-31306-10 16x</p>	<p>71-31979-00 55 354 477</p>	<p>81-25516-10 </p> <p>90 183 572 31x50 A SL RD FPM</p> <p>81-38229-00 </p> <p>90 354 378 90x104 A SL LD</p> <p>81-24909-10 </p> <p>55 563 374 35x48 A SL RD MVQ</p> <p>2x</p>		
2.2 Z 22 YH	110-114 kW (150-155 PS)	VECTRA ZAFIRA	01/05	<p>02-36215-01</p> <p>08-38272-01</p>	<p>61-36215-00 MLS</p>	<p>14-32169-01 90 537 691 (10x)</p>	<p>71-36218-00</p>	<p>12-34264-01 90 537 241 (16x)</p> <p>70-34264-00 16x</p> <p>90 537 241</p>	<p>71-34287-00 </p>	<p>70-31414-10</p>	<p>81-33489-10 </p> <p>25 193 519 42x55 RD FPM</p> <p>81-38229-00 </p> <p>90 354 378 90x104 A SL LD</p>	

DAEWOO/CHEVROLET

Ltr.	Icon	Power	Model	Year	Image 1	Image 2	Image 3	Image 4	Image 5	Image 6	Image 7	Image 8	Image 9	Image 10	Image 11	Image 12
2,3	M 111.970	103 kW (140 PS)	MUSSO	01/99												
						02-29415-02	08-29170-01		61-29415-00 92 Ø 1,75 mm	14-32028-02	15-31001-01	12-29491-01	71-31138-00	71-29170-10	81-26248-00	
2,3	M 161.970	105 kW (143 PS)	KORANDO	01/99									71-31138-00	71-34037-00		
2,4	A 24 XE LAT LE5 LE9(145CUL4) LUK	122-136 kW (165-185 PS)	CAPTIVA COBALT HHR IMPALA MALIBU	07/04		02-37900-01	08-39572-01		61-37900-00 12 597 769 90 Ø MLS	14-32169-01 90 537 691 (10x)	15-40822-01 12 598 014	12-34264-01 90 537 241 (16x)	11-77639-01	70-31414-10	81-33489-10	
2,4	LD9(147CUL4) Z 24 SED Z 24 XED	100-106 kW (136-144 PS)	CAPTIVA CAPTIVA LPG WINSTORM	06/06	01-31965-01	02-31965-01	08-31965-02 92 061 971		61-10132-00 MLS	14-32104-01 90 466 480 (10x)	15-31997-01 90 501 944 +90 411 826 (10x) 71-31997-00 90 501 944	12-31306-12 12 855 396 (16x) 70-31306-00 12 855 396	71-38242-00	70-31414-10	81-25516-10	

DAEWOO/CHEVROLET															
2,4	LE5	123 kW (167 PS)	CAPTIVA	03/11		02-37900-01 	08-39572-01 		61-37900-00 12 597 769 90 0 MLS 	14-10018-01 	15-40822-01 12 598 014 	12-34264-01 90 537 241 (16x) 	11-77639-01 24 455 112 (4x) 71-54222-00 12 575 851 71-39351-00 12 622 668 	70-31414-10 	81-33489-10 25 193 519 42x55 RD FPM 81-38229-00 90 354 378 90x104 A SL LD
2,4	LE5	126-128 kW (171-174 PS)	COBALT MALIBU	07/04-12/12		08-39572-01 		61-37900-00 12 597 769 90 0 MLS 	14-32169-01 90 537 691 (10x) 	15-40822-01 12 598 014 	12-34264-01 90 537 241 (16x) 	11-77639-01 24 455 112 (4x) 71-54222-00 12 575 851 71-39351-00 12 622 668 	70-31414-10 	81-33489-10 25 193 519 42x55 RD FPM 81-38229-00 90 354 378 90x104 A SL LD 	
2,5	LBK LF4(152CUL6) X 25 D1	115 kW (156 PS)	EPICA MAGNUS TOSCA	08/03	01-33490-01 93 740 212 			61-33490-00 96 451 758 78 0 	14-32365-01 94 501 711 (14x) 	71-54198-00 96 307 727 	12-54218-01 96 307 714 (24x) 	71-54199-00 96 307 801 71-54201-00 96 493 410 Cyl. 1-3 71-54202-00 96 493 411 Cyl. 4-6 	70-31414-10 	81-37186-00 96 307 764 45x65 A SL RD FPM 81-23708-50 96 521 516 85x105 A SL LD FPM 	















































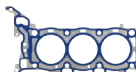























DAEWOO/CHEVROLET

<p>Ltr.   </p>	<p>2,5 LE8(152CUV6) 115-123 kW (156-167 PS) TRACKER 09/00-12/04</p>											
<p>2,5 LE8(152CUV6) 115-123 kW (156-167 PS) TRACKER 09/00-12/04</p>	<p>02-53655-01</p> 				<p>61-53655-00 L 85 Ø 1,3 mm</p>  <p>61-53660-00 R 85 Ø 1,3 mm</p> 		<p>71-52976-00 R</p>  <p>71-52977-00 L</p> 	<p>12-52829-03</p> 	<p>71-52978-00 L  2x</p>  <p>71-53693-00  2x</p> 	<p>70-31414-10</p> 	<p>81-53706-00 K </p> <p>45x63 A SL RD NBR</p>  <p>81-53704-00 K </p> <p>98x116 A SL LD NBR</p>  <p>81-53234-00 N  2x</p> <p>32x46 A SL RD MVQ</p> 	
<p>2,5 LVN 110 kW (150 PS) TRAILBLAZER 08/12</p>					<p>61-10037-00 1,32 mm MLS</p> <p>61-10037-10  1</p> <p>1,42 mm MLS</p> <p>61-10037-20  2</p> <p>1,52 mm MLS</p> 		<p>71-10345-00</p> 		<p>71-10327-00 </p> 	<p>71-10349-00</p> 	<p>81-33636-00 N </p> <p>30x47 B LD NBR</p> 	
<p>2,5 4JA1 81 kW (110 PS) BLAZER COLORADO 10/94-12/12</p>	<p>01-52675-01</p> 	<p>02-52675-01</p> 			<p>61-52675-00 94 Ø 1,6 mm MLS  1</p> <p>61-52675-10 94 Ø 1,65 mm MLS  2</p> <p>61-52675-20 94 Ø 1,7 mm MLS  3</p> 		<p>15-52414-02</p> 	<p>12-52834-01</p>  <p>70-52834-00  8x</p> 	<p>71-52962-00 L </p>  <p>71-52963-00 L  </p>  <p>71-52964-00 </p> 	<p>71-52413-00</p> 	<p>81-53426-00 N </p> <p>50x68 A SL RD FPM</p>  <p>81-53077-00 K </p> <p>95x118 A SL LD FPM</p>  <p>81-53268-00 N </p> <p>40x56 A SL LD MVQ</p> 	
















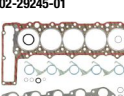




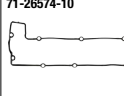








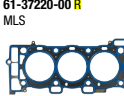







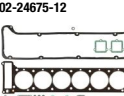


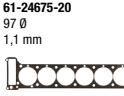

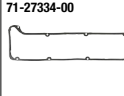

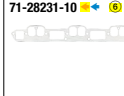
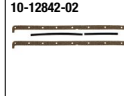

DAEWOO/CHEVROLET

Ltr.	Engine	Power	Model	Year	Image 1	Image 2	Image 3	Image 4	Image 5	Image 6	Image 7	Image 8	Image 9	Image 10	Image 11	Image 12							
2,5	4JK1-TC	85-101 kW (116-137 PS)	COLORADO D-MAX S10	01/04																			
					01-54027-02 96,5 Ø 1,05 mm MLS	02-54027-01 96,5 Ø 1,1 mm MLS				61-10116-00 96,5 Ø 1,05 mm MLS	1 	61-10116-10 96,5 Ø 1,1 mm MLS	2 	61-10116-20 96,5 Ø 1,15 mm MLS	3 	15-54027-01 	12-54047-01 	71-54031-00 	71-54029-00 	81-53426-00 50x68 A SL RD FPM	81-53077-00 95x118 A SL LD FPM		
2,5	4JK1-TCX	122 kW (166 PS)	COLORADO	01/12						61-10116-00 96,5 Ø 1,05 mm MLS	1 	61-10116-10 96,5 Ø 1,1 mm MLS	2 	61-10116-20 96,5 Ø 1,15 mm MLS	3 	14-32006-01 	15-54027-02 	12-54047-01 	71-54031-00 	71-54029-00 	70-31414-10 	81-53426-00 50x68 A SL RD FPM	81-53077-00 95x118 A SL LD FPM
2,8	LWH	132 kW (180 PS)	TRAILBLAZER TRAILBLAZER CRDI	08/12						61-10037-00 1,32 mm MLS		61-10037-10 1,42 mm MLS	1 	61-10037-20 1,52 mm MLS	2 	71-10345-00 		71-10327-00 	71-10349-00 	81-33636-00 30x47 B LD NBR			
2,8	LWH VM	132 kW (180 PS)	COLORADO S10 TRAILBLAZER	01/04						61-10037-00 1,32 mm MLS		61-10037-10 1,42 mm MLS	1 	61-10037-20 1,52 mm MLS	2 	71-10345-00 	12-31306-12 12 855 396 (16x)	71-10330-00 	71-10327-00 	71-10349-00 			







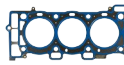
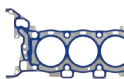




















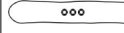








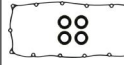







DAEWOO/CHEVROLET

<p>Ltr.  2,8 LWN 128-149 kW (174-203 PS) COLORADO D EXPRESS S10 TRAILBLAZER TRAILBLAZER CRDI  09/13 </p>					 <p>61-10286-00 55599222 95 Ø 1,1 mm MLS</p> <p>61-10286-10 55599223 95 Ø 1,2 mm MLS</p> <p>61-10286-20 55599224 95 Ø 1,3 mm MLS</p> 		 <p>70-31414-10 </p>	 <p>12-31306-12 12 855 396 (16x)</p> <p>70-31306-00 12 855 396</p>  <p>16x</p>	 <p>71-10330-00 </p>  <p>71-10331-00 </p> 	 <p>71-10334-00</p>  <p>71-10289-00 </p> 	
<p>2,8 XLD28 132-147 kW (179-200 PS) COLORADO TRAILBLAZER 09/12</p>					<p>61-10062-00 95 Ø 1,1 mm MLS</p> <p>61-10062-10 95 Ø 1,2 mm MLS</p> <p>61-10062-20 95 Ø 1,3 mm MLS</p> 		<p>70-31414-10 </p>		<p>71-10330-00 </p>  <p>71-10331-00 </p> 	<p>71-10334-00</p>  <p>71-10289-00 </p> 	
<p>2,8 Z 28 NET 184-188 kW (250-256 PS) VECTRA 11/05</p>		<p>02-37220-01 </p>     <p>02-37225-01 </p>    			<p>61-37220-00 </p> <p>MLS</p>  <p>61-37225-00 </p> <p>MLS</p> 	<p>14-32293-01 2x</p> 	<p>71-38171-00 </p>  <p>71-38172-00 </p> 	<p>12-38226-01 2x</p>  <p>70-38226-00 24x</p> 	<p>71-38222-00 </p> <p> 61999999</p>  <p>71-38223-00 </p> <p> 7100001→</p>  <p>71-38174-00   2x</p>  <p>71-38239-00  2x</p> 	<p>70-31414-10 </p>	<p>81-38237-00 </p> <p>50x70 AB SL RD PTFE</p>  <p>81-90046-00 </p> <p>173x228 A SL LD LD PTFE</p> 

DAEWOO/CHEVROLET















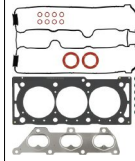



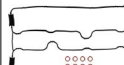















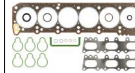



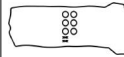


























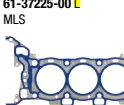



















<p>Ltr.   </p> <p>2,9 MB-OM 601 29TD 88 kW (120 PS) KORANDO TD MUSSO 01/99</p>											
<p>2,9 MB-OM 662 72-73 kW (98-99 PS) KORANDO D MUSSO D 01/99</p>											
<p>3,0 A 30 XH LFW 186-197 kW (253-268 PS) CAPTIVA EQUINOX MALIBU 09/10</p>											
<p>3,0 C 30 NE 116-130 kW (158-177 PS) PRINCE ROYALE SUPER SALOON 04/89-07/97</p>											

DAEWOO/CHEVROLET

<p>Ltr.  LF1</p> <p>190-197 kW (258-268 PS) CAPTIVA</p> <p> 11/10</p>					<p>61-37220-00 R MLS</p>  <p>61-37225-00 L MLS</p> 	<p>14-32293-01 2x</p> 	<p>71-40676-00 L</p>  <p>71-40708-00 R</p> 	<p>12-38226-01 2x</p>  <p>70-38226-00 24x</p> 	<p>71-40688-00 2x</p> 	<p>70-31414-10</p> 	
<p>3,0 LF1</p> <p>194-197 kW (264-268 PS) CAPTIVA EQUINOX</p> <p>09/09</p>					<p>61-37220-00 R MLS</p>  <p>61-37225-00 L MLS</p> 	<p>14-32293-01 2x</p> 	<p>71-40676-00 L</p>  <p>71-40708-00 R</p> 	<p>12-38226-01 2x</p>  <p>70-38226-00 24x</p> 	<p>71-40688-00 2x</p> 	<p>70-31414-10</p> 	<p>81-38237-00 K↔ 50x70 AB SL RD PTFE</p> 
<p>3,0 4JH1-TC</p> <p>96-97 kW (131-132 PS) COLORADO COLORADO D</p> <p>01/04-11/12</p>	<p>01-52414-02</p> 				<p>61-53900-00 97 Ø 1,4 mm MLS 1</p> <p>61-53900-10 97 Ø 1,45 mm MLS 2</p> <p>61-53900-20 97 Ø 1,5 mm MLS 3</p> 		<p>15-52414-02</p> 	<p>12-52834-01</p> 	<p>71-53973-00 K↔</p>  <p>71-52964-00</p> 	<p>70-31414-10</p> 	<p>81-53426-00 K↔ 50x68 A SL RD FPM</p>  <p>81-53077-00 K↔ 95x118 A SL LD FPM</p> 
<p>3,0 4JH1</p> <p>88 kW (120 PS) COLORADO D</p> <p>01/04-09/06</p>					<p>61-10116-00 96,5 Ø 1,05 mm MLS 1</p> <p>61-10116-10 96,5 Ø 1,1 mm MLS 2</p> <p>61-10116-20 96,5 Ø 1,15 mm MLS 3</p> 	<p>14-32006-01</p> 	<p>15-54027-02</p>  <p>71-54027-00</p> 	<p>12-54047-01</p> 	<p>71-54031-00 K↔</p>  <p>71-54029-00</p> 	<p>70-31414-10</p> 	<p>81-53426-00 K↔ 50x68 A SL RD FPM</p>  <p>81-53077-00 K↔ 95x118 A SL LD FPM</p> 

DAEWOO/CHEVROLET																		
Ltr.																		
3,0	4JJ1-TC	99-120 kW (135-163 PS)	COLORADO D D-MAX	10/06														
					01-54027-01 	02-54027-01 				61-10116-00 96,5 Ø 1,05 mm MLS 1 	14-32006-01 	15-54027-02 	12-54047-01 	71-54031-00	70-31414-10 	81-53426-00 K 50x68 A SL RD FPM 	81-53077-00 K 95x118 A SL LD FPM 	
3,0	4JJ1-TC	107 kW (146 PS)	COLORADO D	01/04-12/12														
					01-54027-01 	02-54027-01 				61-10116-00 96,5 Ø 1,05 mm MLS 1 	14-32006-01 	15-54027-02 08/10 	12-54047-01 	71-54031-00	70-31414-10 	81-53426-00 K 50x68 A SL RD FPM 	81-53077-00 K 95x118 A SL LD FPM 	
3,2	LU1 Z 32 SE	155-169 kW (211-230 PS)	CAPTIVA	06/06														
							08-34896-01 			61-34430-00 2x 88,5 Ø 0,6 mm MLS 	14-32104-02 	15-34268-02 2x 	12-31306-11 2x 	71-34271-00 2x 	70-31414-10 	81-28236-00 K 38x50 A SL RD FPM 	81-38229-00 K 90 354 378 90x104 A SL LD 	81-24909-10 N 4x 55 563 374 35x48 A SL RD MVO

DAEWOO/CHEVROLET


<p>Ltr.   </p>	<p>3,2 LU1 155-169 kW (211-230 PS) CAPTIVA 06/06 Z 32 SE 31-3800001→</p>											
		<p>02-34430-02 2x </p>	<p>08-34896-01 </p>	<p>61-34430-00 2x 88,5 Ø 0,6 mm MLS </p>	<p>14-32104-02 </p>	<p>15-38269-01 2x </p>	<p>12-31306-11 2x          70-31306-10 24x </p>	<p>71-34271-00 2x </p>	<p>70-31414-10 </p>	<p>81-28236-00 K↔ 38x50 A SL RD FPM  81-38229-00 K↔ 90 354 378 90x104 A SL LD  81-24909-10 N 4x 55 563 374 35x48 A SL RD MVQ </p>		
	<p>3,2 M 104.992 156-162 kW (212-220 PS) KORANDO 01/99 M 104.995 MUSSO</p>	<p>02-28975-02 </p>	<p>08-28636-01 </p>	<p>61-28975-30 91 Ø 1,75 mm </p>	<p>14-32029-01 </p>	<p>15-29497-01 </p>	<p>12-29491-02                    70-29491-00 24x </p>	<p>71-29486-00 6x  71-31321-00 2x </p>	<p>71-26232-20 </p>	<p>81-26248-00 K↔ 45x67 A SL RD FPM  81-26249-00 K↔ 93x114 A SL LD FPM </p>		
	<p>3,2 Z 32 SEE 167 kW (227 PS) WINSTORM 12/06</p>			<p>61-37220-00 R MLS  61-37225-00 L MLS </p>	<p>14-32293-01 2x </p>	<p>71-38171-00 R  71-38172-00 L </p>	<p>12-38226-01 2x             70-38226-00 24x </p>	<p>71-38222-00 2x  71-38174-00 2x </p>	<p>81-38237-00 K↔ 50x70 AB SL RD PTFE </p>			

DAEWOO/CHEVROLET

Ltr.  3,2 6VD1 (DOHC) 143-149 kW (195-202 PS) TROOPER  03/93-12/02  1



61-36195-00 R
MLS



61-36200-00 L
MLS



12-36204-01



70-36204-00



70-36206-00



71-36319-00 L 2x



71-36317-00 2x



81-36227-00 K
95x118
B SL LD FPM



Haftungsausschluss

(für Katalog)

Alle Angaben in unserem Katalog wurden von uns sorgfältig geprüft, sind jedoch unverbindlich. Ersatzansprüche wegen Katalogangaben werden von uns nicht anerkannt. Der Käufer ist selbst verpflichtet, zu prüfen, ob unsere Teile für seine Zwecke geeignet sind. In allen Zweifelsfällen sollte Rücksprache mit unserem technischen Kundendienst erfolgen **Tel. +49 731 7046 999**.

Technische Weiterentwicklungen oder Änderungen bleiben vorbehalten, soweit damit keine Nachteile für den Kunden verbunden sind.

Angaben, Namens- und Markenzeichen, Beschreibungen, Nummern von Fahrzeugnummern und Herstellerzeichen, Original-Ersatzteilnummern der Fahrzeug- und Motorenhersteller u. a. sind ausschließlich für interne Zwecke gedacht. Solche Kennzeichnungen dürfen Fahrzeugbesitzern gegenüber nicht verwendet werden.

Wir weisen ausdrücklich darauf hin, dass alle von uns gelieferten Teile von geschultem Fachpersonal einzubauen sind. Reinz haftet für Fehler in diesem Katalog nur, wenn diese für den Kunden nicht offenbar erkennbar sind sowie nur bei Vorsatz und grober Fahrlässigkeit von Reinz, eines Vertreters oder eines Erfüllungsgehilfen. Dieser Haftungsausschluss gilt nicht im Rahmen

des Anwendungsbereichs des Produkthaftungsgesetzes und nicht bei Verletzung von Körper, Leben und Gesundheit, sowie bei der Verletzung von sog. Kardinalpflichten. Darüber hinaus ist unsere Haftung für Schäden, insbesondere für Personen-, Sach- oder Vermögensschäden, die unmittelbar oder mittelbar im Zusammenhang mit der Nutzung dieses Kataloges auftreten, sowie für nicht voraussehbare Schäden ausgeschlossen.

Reinz ist Inhaber aller Schutzrechte an den in diesem Katalog gespeicherten Daten. Kopie, Nachdruck, ganze oder teilweise Übernahme der Inhalte und Vervielfältigung, auch auszugsweise, ist nur mit unserer vorheriger schriftlicher Zustimmung sowie mit unserem Urheberrechtsvermerk zulässig.

Für Bestellungen, welche ab dem Erscheinungsdatum eines neuen Katalogs getätigt werden, sind alleine die Angaben des neuen Katalogs maßgeblich. Auf Angaben im Vorkatalog kann bei Neubestellungen nicht mehr zurückgegriffen werden.

Sofern Sie noch Fragen haben, bitten wir Sie, sich mit uns in Verbindung zu setzen.

VictorReinz.com/AGB

Exclusion of Liability

(for catalog)

All details in our catalog have been thoroughly checked by us but are however not binding. Right to damages on account of catalog details will not be recognized. The purchaser is obliged to check if our parts are suitable for their use. In all doubtful cases, the purchaser should consult our technical customer service under **+49 731 7046 999**.

We reserve the right to further technical developments or changes as long as no disadvantage for the customer results.

Details, name and trademarks, descriptions, numbers from vehicle numbers and manufacturer symbols, original vehicle replacement part numbers and engine manufacturer etc. are solely for internal use. Such labels must not be used with vehicle owners.

We specifically point out that all parts supplied by us must be assembled by trained specialists.

Reinz is liable for mistakes in this catalog only when they are not clearly recognizable for the customer, as well as by intent or gross negligence on the part of Reinz, its representative or vicarious agent. This exclusion of liability does not apply within the framework of the field of

application of the product liability laws and not by bodily harm, life and health, as well as by violation of cardinal duties. In addition, our liability for damages, especially personal, property or financial damages that occur directly or indirectly as a result of the use of this catalog, as well as non-foreseeable damages are excluded.

Reinz is the owner of all patent rights on the data stored in this catalog. Copies, reprints, whole or partial takeover of the contents and duplication even in excerpts are only permissible with our prior written approval, as well as with our copyright note.

For orders placed after the publication date of a new catalog, only the details in the new catalog are binding and no fall back to details in the previous catalog is possible.

In case you have further questions, do not hesitate to contact us.

VictorReinz.com/AGB

VictorReinz.com

reinz.info@dana.com

Technical Hotline +49 (0)731 7046-9 99

REINZ-Dichtungs-GmbH

Reinzstrasse 3-7
89233 Neu-Ulm
Germany
+49 (0)731 7046-0

VICTOR REINZ[®]

