


VICTOR REINZ®



HYUNDAI
Q3 / 2023



VictorReinz.com/online-catalog

Victor Reinz®

at a Glance



Online Catalog

VictorReinz.com/online-catalog



Newsletter

VictorReinz.com/EN/News/Newsletter.aspx?region



Youtube

www.youtube.com/user/VictorReinzSealingEN



Catalog News

VictorReinz.com/news



Technical Service Information

VictorReinz.com/tsi



Facebook

www.facebook.com/VictorReinzParts



Just seal it!

VictorReinz.com/jsi



Technical Datasheet

VictorReinz.com/jsi-datasheet



LinkedIn

www.linkedin.com/showcase/victor-reinz-emea




Safety Datasheet

VictorReinz.com/jsi-datasheet




Homepage

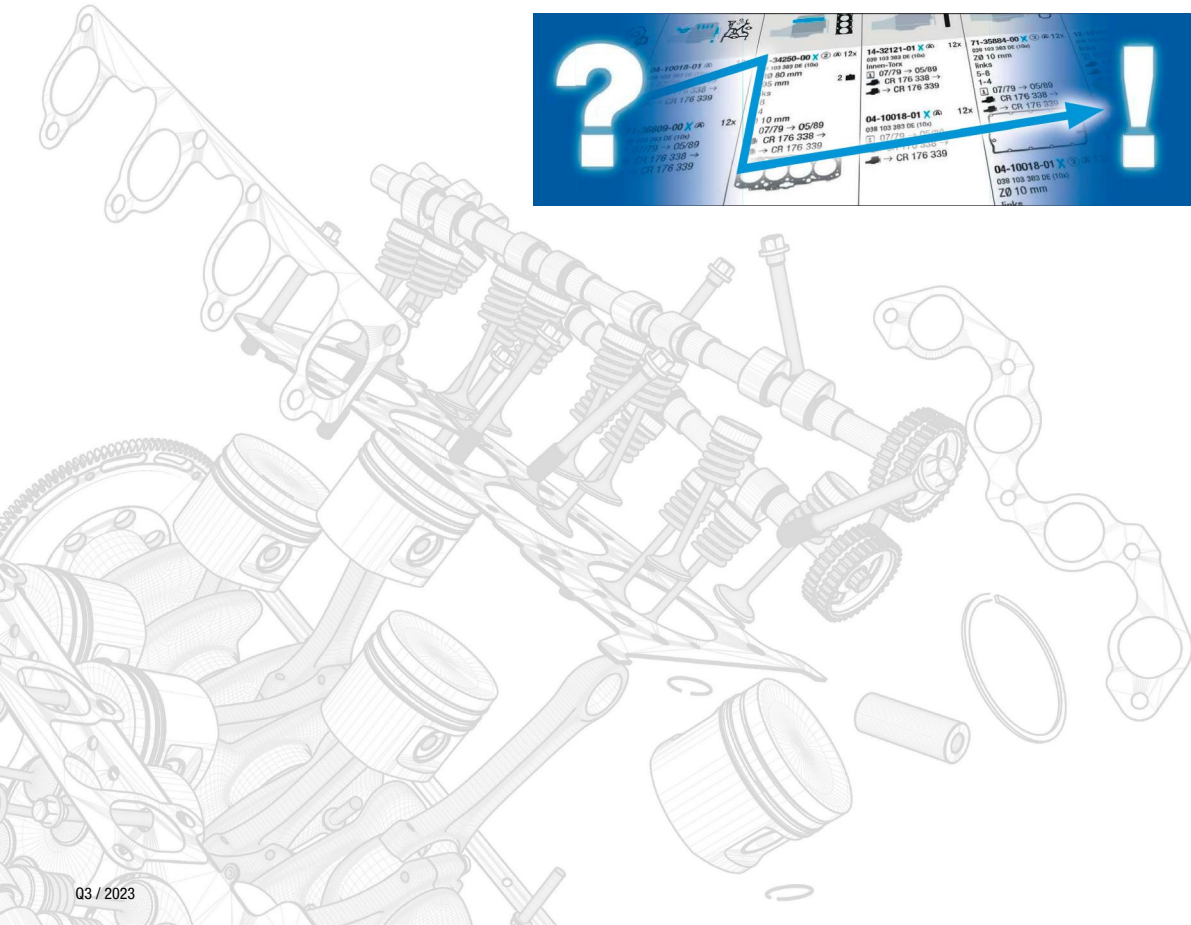
VictorReinz.com



[VictorReinz.com/catalog-info](https://www.victorreinz.com/catalog-info)



[VictorReinz.com/catalog-how-to-use](https://www.victorreinz.com/catalog-how-to-use)



HYUNDAI



0-9
4D56-T 60

B
B3LA 5

D
D3DA 23
D3EA 23
D3FA 7-9
D4BF 60
D4BH 60-61
D4CB 61-62
D4EA 47-48
D4EB 56
D4FA 23
D4FB 26-29
D4FC 16-18
D4FD 43-44
D4FE 30
D4HA 48
D4HB 57






























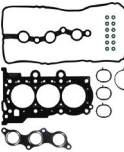




























G
G13B 14
G15B 24
G3LA 5-6
G3LC 6
G4BB 44
G4BP 49
G4CN 45
G4CP 49
G4CP-D 50
G4CP-DM 49
G4CR 30
G4DG 14
G4DJ 24
G4DM 45
G4EA 15-16
G4EB 24
G4EC-G 24
G4ED 30-35
G4ED-G 35
G4EE 19
G4EH 16







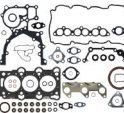


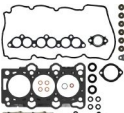
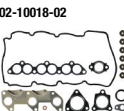



































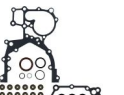



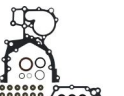
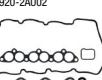






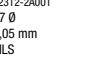










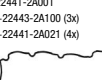
















G4EK 25
G4EK-TC 25
G4ER 26
G4FA 19-22
G4FC 36-40
G4FD 40-41
G4FG 41
G4FJ 42
G4FK 26
G4GB 45
G4GB-G 45
G4GC 50-53
G4GC-G 50
G4GF 53
G4GM 46
G4HC 7
G4HC-E 7
G4HD 9
G4HG 10-12
G4JP 54
G4JP-EG 49
G4JP-G 49
G4JS 57-58
G4JS-G 58
G4KA 54
G4KC 58-59
G4KD 55
G4KE 59
G4LA 12-13
G4LC 22
G4LD 23
G4LE 42-43
G4NA 55
G4NB 46
G4NC 55-56
G4UG 14
G6AT 65
G6BA 62-63
G6BA-G 63
G6DB 65
G6EA 64

J
J3(CRDl) 64

















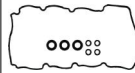


















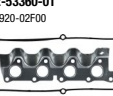




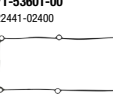
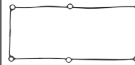



















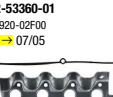






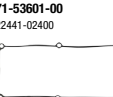
















HYUNDAI

<p>Ltr.  1,0 B3LA 49-51 kW (67-69 PS)  i10 II LPG  02/14</p>					 <p>61-10157-00 22311-04020 72 Ø MLS</p> 	 <p>14-12060-01 22321-04010 (8X)</p> 	 <p>71-11591-00 22441-04050</p> 	 <p>12-54071-03 22224-2B001 (12X)</p>  <p>70-54071-00 22224-2B001</p>  <p>12x</p>	 <p>71-18486-00 </p>  <p>71-12350-00 </p>  <p>28411-04600</p> <p>28521-04105</p>	 <p>70-31414-10</p> 	 <p>81-10472-00 </p>  <p>21421-03001 34x48 A SL RD FPM</p> <p>81-54164-00 </p>  <p>21443-03011 72x98 A SL LD FPM</p>
<p>1,0 G3LA 49 kW (67 PS) i10 II 08/13</p>	<p>01-10157-02 20910-04M00</p> 	<p>02-10157-02 20920-04M00</p> 			<p>61-10157-00 22311-04020 72 Ø MLS</p> 	<p>14-12060-01 22321-04010 (8X)</p> 	<p>71-11591-00 22441-04050</p> 	<p>12-54071-03 22224-2B001 (12X)</p>  <p>70-54071-00 22224-2B001</p>  <p>12x</p>	<p>71-12349-00 </p>  <p>71-12350-00 </p>  <p>28411-04035</p> <p>28521-04105</p>	<p>70-31414-10</p> 	<p>81-53243-00 </p>  <p>21421-03000 34x48 A SL RD MVQ</p> <p>81-54164-00 </p>  <p>21443-03011 72x98 A SL LD FPM</p>
<p>1,0 G3LA 49 kW (67 PS) i10 II i10 III Mpi 09/16</p>					<p>61-10157-00 22311-04020 72 Ø MLS</p> 	<p>14-12060-01 22321-04010 (8X)</p> 	<p>71-11591-00 22441-04050</p> 	<p>12-54071-03 22224-2B001 (12X)</p>  <p>70-54071-00 22224-2B001</p>  <p>12x</p>	<p>71-12349-00 </p>  <p>71-12350-00 </p>  <p>28411-04035</p> <p>28521-04105</p>	<p>70-31414-10</p> 	<p>81-53243-00 </p>  <p>21421-03000 34x48 A SL RD MVQ</p> <p>81-54164-00 </p>  <p>21443-03011 72x98 A SL LD FPM</p>













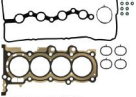













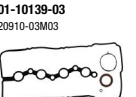






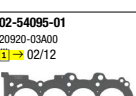
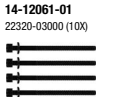
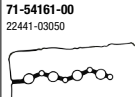











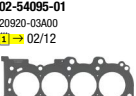

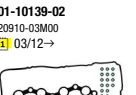

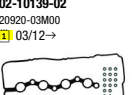




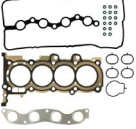
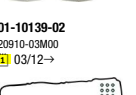
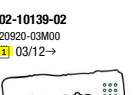








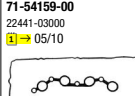












HYUNDAI

<p>Ltr.  1,1 D3FA 55 kW (75 PS) i10 I CRDi  01/08-12/11  [NEW]</p>	<p> 01-10018-01 20910-2AH00  01-10018-02 </p>	<p> 02-10018-01 20920-2AH00  02-10018-02 </p>	<p></p>	<p> 04-10384-01  </p>	<p> 61-10018-00  22312-2A001 77 Ø 1,05 mm MLS 61-10018-10 22311-2A001 77 Ø 1,1 mm MLS  61-10018-20  22313-2A001 77 Ø 1,15 mm MLS  </p>	<p> 14-10373-02 22321-2A110 (8x) </p>	<p> 15-10018-01 22441-2A001 +22443-2A100 (3x) +22441-2A021 (4x) </p>	<p> 12-10143-02 22224-2A100 (12x)  70-10143-00 12x </p>	<p> 71-12931-00  28355-2A000  71-10142-00  28521-2A001 </p>	<p> 70-31414-10 </p>	<p> 81-10382-00  21361-2A200 41x53 A SL RD FPM  81-53343-00  21443-2A200 91x111 A SL LD MVQ </p>
<p>1,1 D3FA 55 kW (75 PS) i20 I CRDi  03/12-12/15  [NEW]</p>	<p> 01-10018-03 20910-2AU02  ⇒ 07/14  01-10021-01  ⇒ 07/14  01-10018-04 20910-2AU02A  08/14 →  01-10023-01  08/14 → </p>	<p> 02-10018-03 20920-2AU02  02-10041-01 </p>	<p></p>	<p> 04-10384-01  </p>	<p> 61-10018-00  22312-2A001 77 Ø 1,05 mm MLS 61-10018-10 22311-2A001 77 Ø 1,1 mm MLS  61-10018-20  22313-2A001 77 Ø 1,15 mm MLS  </p>	<p> 14-10373-02 22321-2A110 (8x)  ⇒ 10/13  14-11540-02 22321-2A600 (8x)  11/13 → </p>	<p> 15-10018-01 22441-2A001 +22443-2A100 (3x) +22441-2A021 (4x) </p>	<p> 12-10143-02 22224-2A100 (12x)  70-10143-00 12x </p>	<p> 71-12931-00  28355-2A000  71-10142-00  28521-2A001 </p>	<p> 70-31414-10 </p>	<p> 81-10382-00  21361-2A200 41x53 A SL RD FPM  81-53343-00  21443-2A200 91x111 A SL LD MVQ </p>

HYUNDAI



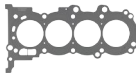


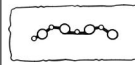











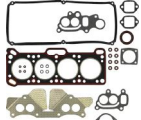

















<p>Ltr.  1,1 D3FA 55 kW (75 PS)</p> <p> I20 II Coupe CRDI I20 II CRDI</p> <p>11/14  [NEW]</p>	<p></p> <p>01-11312-02 20910-2A006</p>  <p>01-11312-03</p> 	<p></p>	<p></p>	<p></p> <p>04-10384-01 </p> 	<p></p> <p>61-11312-00 22311-2A060 77 Ø 1 mm MLS</p> <p>61-11312-10 22313-2A060 77 Ø 1,05 mm MLS</p> 	<p></p> <p>14-11540-02 22321-2A600 (8X)</p> 	<p></p> <p>15-10018-01 22441-2A001 +22443-2A100 (3x) +22441-2A021 (4x)</p> 	<p></p> <p>12-10143-02 22224-2A100 (12x)</p>  <p>70-10143-00 22224-2A100</p>  <p>12x</p>	<p></p> <p>71-12931-00 </p> <p>28355-2A000</p>  <p>71-10142-00 </p> <p>28521-2A001</p> 	<p></p> <p>70-31414-10</p> 	<p></p> <p>81-10382-00 </p> <p>21361-2A200 41x53 A SL RD FPM</p>  <p>81-53343-00 </p> <p>21443-2A200 91x111 A SL LD MVQ</p> 
<p>1,1 G4HD 43 kW (58 PS) ATOS</p> <p>08/03-12/08  [NEW]</p>	<p></p> <p>01-53360-01 20910-02F00</p> 	<p></p> <p>02-53360-01 20920-02F00</p> 			<p></p> <p>61-53360-00 22311-02800 68 Ø MLS</p> 	<p></p> <p>14-12197-01 22320-02500 (10X)</p>	<p></p> <p>71-53601-00 22441-02400</p> 	<p></p> <p>12-52772-02 22224-02500 (12x)</p> 	<p></p> <p>71-53421-00 </p> <p>28411-02500</p>  <p>71-53599-00 </p> <p>28521-02700</p> 	<p></p> <p>70-31414-10</p> 	<p></p> <p>81-53232-00 </p> <p>21421-21030 30x46 A SL RD NBR</p>  <p>81-53424-00 </p> <p>21443-02501 60x75 A SL LD NBR</p>  <p>81-53246-00 N</p> <p>22144-3B001 35x50 A SL RD FPM</p> 
<p>1,1 G4HD 46 kW (63 PS) GETZ</p> <p>09/02-09/05  [NEW]</p>	<p></p> <p>01-53360-01 20910-02F00  ⇒ 07/05</p> 	<p></p> <p>02-53360-01 20920-02F00  ⇒ 07/05</p> 			<p></p> <p>61-53360-00 22311-02800 68 Ø MLS  ⇒ 07/05</p> 	<p></p> <p>14-12197-01 22320-02500 (10X)</p>	<p></p> <p>71-53601-00 22441-02400</p> 	<p></p> <p>12-52772-02 22224-02500 (12x)</p> 	<p></p> <p>71-53421-00 </p> <p>28411-02500</p>  <p>71-53599-00 </p> <p>28521-02700</p> 	<p></p> <p>70-31414-10</p> 	<p></p> <p>81-53232-00 </p> <p>21421-21030 30x46 A SL RD NBR</p>  <p>81-53424-00 </p> <p>21443-02501 60x75 A SL LD NBR</p>  <p>81-53246-00 N</p> <p>22144-3B001 35x50 A SL RD FPM</p> 

HYUNDAI















































<p>Ltr. </p>	<p>1,1 G4HG 51 kW (69 PS)</p>	<p>i10 I i10 I LPG</p>	<p>04/11-12/13 [NEW]</p>	 01-53995-02 20910-02X00  02-53995-02 20920-02X00	 	 	 	 	 	 61-53995-10 22311-02770	<p>14-12197-01 22320-02500 (10X)</p>	 71-12136-00 28411-02230	 12-52772-02 22224-02500 (12x)	 71-12137-00  4x 28411-02230 71-53599-00  28521-02700	 70-31414-10	 81-53243-00  21421-03000 34x48 A SL RD MVQ  81-53242-00  21443-02501 60x75 A SL LD NBR  81-53246-00 N 22144-3B001 35x50 A SL RD FPM 
<p>1,2 G4LA</p>	<p>55-62 kW (75-84 PS)</p>	<p>i20 II i20 II Coupe i20 II LPGI i20 II MPI</p>	<p>11/14</p>	 01-10139-03 20910-03M03  02-10139-03 20920-03M03	 	 	 	<p>61-10139-00 22311-03210 72 Ø 0,5 mm MLS</p>	<p>14-12061-01 22320-03000 (10X)</p>	 71-54161-00 22441-03050	 12-54071-02 22224-2B001 (16x) 70-54071-00 22224-2B001 16x  71-54162-00  4x 28411-03000 71-16664-00  28521-03610	 70-31414-10	 81-10472-00  21421-03001 34x48 A SL RD FPM  81-54164-00  21443-03011 72x98 A SL LD FPM 			
<p>1,2 G4LA</p>	<p>57 kW (78 PS)</p>	<p>i20 I</p>	<p>09/08-12/12</p>	 01-54095-01 20910-03A00  03/12  02-54095-01 20920-03A00  02/12  01-10139-02 20910-03M00  03/12→  02-10139-02 20920-03M00  03/12→	   	   	<p>61-54095-00 22311-03200 72 Ø 0,5 mm MLS  06/10</p>	<p>61-10139-00 22311-03210 72 Ø 0,5 mm MLS  07/10→</p>	 71-54159-00 22441-03000  05/10  71-54161-00 22441-03050  06/10→	 12-54071-01 22224-2B000 (8x) +22224-2B010 (8x)  70-54071-00 AS 8x 22224-2B001  70-54072-00 ES 8x 22224-2B011	 71-54162-00  4x 28411-03000  71-54163-00  28521-03052	 70-31414-10	 81-53243-00  21421-03000 34x48 A SL RD MVQ  81-54164-00  21443-03011 72x98 A SL LD FPM 			

HYUNDAI																	
1,2	G4LA	57-60 kW (78-82 PS)	i10 I i10 I LPG i20 I	11/08-08/14	01-54095-01 20910-03A00 [1] ⇒ 08/10 	02-54095-01 20920-03A00 [1] ⇒ 08/10 			61-54095-00 22311-03200 0,5 mm MLS [1] ⇒ 06/10 		71-54159-00 22441-03000 [1] ⇒ 05/10 	12-54071-01 22224-2B000 (8x) +22224-2B010 (8x) 	71-54162-00 [1] ⇒ 4x 28411-03000 	71-54163-00 [1] ⇒ 28521-03052 	70-31414-10 	81-53243-00 [K⇒] 21421-03000 34x48 A SL RD MVQ 	81-54164-00 [K⇒] 21443-03011 72x98 A SL LD FPM
1,2	G4LA	63 kW (86 PS)	i10 I	04/11-12/13						71-54161-00 22441-03050 		71-54162-00 [1] ⇒ 4x 28411-03000 	71-54163-00 [1] ⇒ 28521-03052 	70-31414-10 	81-53243-00 [K⇒] 21421-03000 34x48 A SL RD MVQ 	81-54164-00 [K⇒] 21443-03011 72x98 A SL LD FPM 	
1,2	G4LA	63-65 kW (86-88 PS)	i10 I i10 II i20 I	03/12	01-10139-02 20910-03M00 	02-10139-02 20920-03M00 			61-10139-00 22311-03210 72 Ø 0,5 mm MLS 	14-12061-01 22320-03000 (10x) 	71-54161-00 22441-03050 	12-54071-02 22224-2B001 (16x) 	71-54162-00 [1] ⇒ 4x 28411-03000 	71-54163-00 [1] ⇒ 28521-03052 	70-31414-10 	81-10472-00 [K⇒] 21421-03001 34x48 A SL RD FPM 	81-54164-00 [K⇒] 21443-03011 72x98 A SL LD FPM
















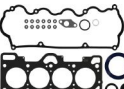
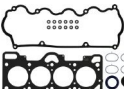


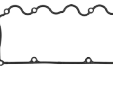











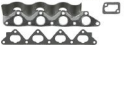






























HYUNDAI

Ltr.	Motor	Power	Model	Year	Part 1	Part 2	Part 3	Part 4	Part 5	Part 6	Part 7	Part 8	Part 9	Part 10	Part 11
1,2	G4UG	55-59 kW (75-80 PS)	I10 I I20 I	10/07-08/14	<p>01-54095-01 20910-03A00 [1] ⇒ 05/10</p> 	<p>02-54095-01 20920-03A00 [1] ⇒ 05/10</p> 			<p>61-54095-00 22311-03200 0,5 mm MLS [1] ⇒ 05/10</p>  <p>61-10139-00 22311-03210 72 Ø 0,5 mm MLS [1] 06/10→</p> 	<p>14-12061-01 22320-03000 (10x)</p> 	<p>71-54159-00 22441-03000 [1] ⇒ 05/10</p>  <p>71-54161-00 22441-03050 [1] 06/10→</p> 	<p>12-54071-01 22224-2B000 (8x) +22224-2B010 (8x)</p>  <p>70-54071-00 AS 8x 22224-2B001</p>  <p>70-54072-00 ES 8x 22224-2B011</p> 	<p>71-54162-00 [1] 4x 28411-03000</p>  <p>71-54163-00 [1] 28521-03052</p> 	<p>70-31414-10</p> 	<p>81-10472-00 K [1] [2] 21421-03001 34x48 A SL RD FPM</p>  <p>81-53243-00 K [1] [2] 21421-03000 34x48 A SL RD MVQ</p>  <p>81-54164-00 K [1] [2] 21443-03011 72x98 A SL LD FPM</p> 
1,3	G13B	50 kW (68 PS)	PONY	10/85-09/89	<p>01-52218-03</p> 	<p>02-52218-03</p> 			<p>61-52218-10 72,5 Ø</p> 		<p>71-52219-10</p> 	<p>12-52718-03 22224-38010 (8x)</p> 	<p>11-52448-01 [1] [2] [1] [2]</p>  <p>71-52450-00 [1] [1]</p> 	<p>71-52223-00</p> 	<p>81-53232-00 K [1] [2] 21421-21030 30x46 A SL RD NBR</p>  <p>81-53306-00 K [1] [2] 21443-22000 72x96 A SL LD MVQ</p>  <p>81-53246-00 N 22144-3B001 35x50 A SL RD FPM</p> 
1,3	G4DG	43-51 kW (58-69 PS)	PONY PONY/EXCEL	09/89-01/95					<p>61-52475-00 72,5 Ø</p> 	<p>14-55012-01</p> 	<p>71-52219-10</p> 	<p>12-52718-03 22224-38010 (8x)</p> 	<p>11-52448-01 [1] [2] [1] [2]</p>  <p>71-52452-00 [1] [1]</p> 	<p>71-52223-00</p> 	<p>81-53246-00 N 22144-3B001 35x50 A SL RD FPM</p> 


HYUNDAI


<p>Ltr. </p>	<p>1,3 G4EA</p>	<p>55-63 kW (75-86 PS)</p>	<p>ACCENT II</p>	<p>01/00-11/05</p>											
<p>1,3 G4EA</p>	<p>55-63 kW (75-86 PS)</p>	<p>ACCENT II</p>	<p>01/00-11/05</p>	<p>1</p>	<p>01-10246-01 20910-22AD0</p> 	<p>02-10246-01 20920-22AF0</p> 			<p>61-10246-00 22311-22620 73 Ø 0,4 mm MLS</p> 	<p>14-12791-01 22321-22000 (10x)</p> 	<p>71-53174-00 22441-22012 1 ⇒ 06/03</p> 	<p>12-53678-02 22224-23500 (12x)</p>  <p>70-53678-00 22224-23500</p>  <p>12x</p>	<p>71-53414-00  4x 28411-22601</p>  <p>71-53412-00  28521-22020</p> 	<p>70-31414-10</p> 	<p>81-53972-00  21421-22020 35x48 A SL RD FPM</p>  <p>81-53306-00  21443-22000 72x96 A SL LD MVQ</p>  <p>81-53246-00 N 22144-3B001 35x50 A SL RD FPM</p> 
<p>1,3 G4EA</p>	<p>60-63 kW (82-85 PS)</p>	<p>GETZ</p>	<p>09/02-09/05</p>		<p>01-10246-01 20910-22AD0</p> 	<p>02-10246-01 20920-22AF0</p> 			<p>61-10246-00 22311-22620 73 Ø 0,4 mm MLS</p> 	<p>14-12791-01 22321-22000 (10x)</p> 	<p>71-53174-00 22441-22012</p> 	<p>12-53678-02 22224-23500 (12x)</p>  <p>70-53678-00 22224-23500</p>  <p>12x</p>	<p>71-12786-00  28411-22020</p>  <p>71-53412-00  28521-22020</p> 	<p>70-31414-10</p> 	<p>81-53972-00  21421-22020 35x48 A SL RD FPM</p>  <p>81-53306-00  21443-22000 72x96 A SL LD MVQ</p>  <p>81-53246-00 N 22144-3B001 35x50 A SL RD FPM</p> 

HYUNDAI


<p>Ltr. </p>	<p>1,3 G4EA</p>	<p>61 kW (83 PS)</p>	<p>GETZ</p>	<p>09/04-06/09</p>											
<p>1,3 G4EA</p>	<p>61 kW (83 PS)</p>	<p>GETZ</p>	<p>09/04-06/09</p>	<p>01-10246-01 20910-22A00</p>	<p>02-10246-01 20920-22AF0</p>			<p>61-10246-00 22311-22620 73 Ø 0,4 mm MLS</p>	<p>14-12791-01 22321-22000 (10x)</p>	<p>71-53174-00 22441-22012</p>	<p>12-53678-02 22224-23500 (12x)</p>	<p>71-53414-00  4x 28411-22601</p>	<p>70-31414-10 </p>	<p>81-53872-00  21421-22020 35x48 A SL RD FPM</p>	
												<p>71-53412-00  28521-22020</p>		<p>81-53306-00  21443-22000 72x96 A SL LD MVQ</p>	
											<p>70-53678-00 22224-23500</p>	<p>12x</p>		<p>81-53246-00 N 22144-3B001 35x50 A SL RD FPM</p>	
				<p>01-10246-01 20910-22A00</p>	<p>02-10246-01 20920-22AF0</p>			<p>61-10246-00 22311-22620 73 Ø 0,4 mm MLS</p>	<p>14-12791-01 22321-22000 (10x)</p>	<p>71-53174-00 22441-22012</p>	<p>12-53678-02 22224-23500 (12x)</p>	<p>71-53414-00  4x 28411-22601</p>	<p>70-31414-10 </p>	<p>81-53872-00  21421-22020 35x48 A SL RD FPM</p>	
				<p>01-53865-01</p>	<p>02-53865-01</p>			<p>61-53865-00 22311-22360 73 Ø 1 mm MLS</p>		<p>71-53174-00 22441-22012</p>	<p>12-53678-02 22224-23500 (12x)</p>	<p>71-53414-00  4x 28411-22601</p>	<p>70-31414-10 </p>	<p>81-53409-00  35x48 A SL RD MVQ</p>	
												<p>71-53412-00  28521-22020</p>		<p>81-53306-00  21443-22000 72x96 A SL LD MVQ</p>	
											<p>70-53678-00 22224-23500</p>	<p>12x</p>		<p>81-53231-00 N 38x50 A SL RD MVQ</p>	
				<p>01-10241-01 20910-2AK10A</p>	<p>02-10241-01 20920-2AK10</p>			<p>61-10024-00 22312-2A102 77 Ø 1,05 mm MLS</p>	<p>14-10373-01 22321-2A110 (10x)</p>	<p>15-10019-01 22441-2A102 +22443-2A100 (4x) +22441-2A021 (5x)</p>	<p>12-10143-01 22224-2A100 (16x)</p>	<p>71-10154-00  28355-2A101</p>	<p>71-10149-00  28521-2A700</p>	<p>81-10382-00  21361-2A200 41x53 A SL RD FPM</p>	
														<p>81-53343-00  21443-2A200 91x111 A SL LD MVQ</p>	
				<p>01-10241-02</p>	<p>02-10241-02</p>			<p>61-10024-20 22313-2A102 77 Ø 1,15 mm MLS</p>	<p>14-10373-01 22321-2A110 (10x)</p>	<p>15-10019-01 22441-2A102 +22443-2A100 (4x) +22441-2A021 (5x)</p>	<p>12-10143-01 22224-2A100 (16x)</p>	<p>71-10154-00  4x 28355-2A101</p>	<p>71-10149-00  28521-2A700</p>	<p>81-10382-00  21361-2A200 41x53 A SL RD FPM</p>	
														<p>81-53343-00  21443-2A200 91x111 A SL LD MVQ</p>	

HYUNDAI

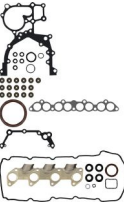

Ltr.  1,4 D4FC 57 kW (78 PS) ix20 CRDi  06/11-07/19 




01-10241-01
20910-2AK10A




01-10241-02






02-10241-01
20920-2AK10





02-10241-02







04-10360-01 
03/15→






61-10024-00
22312-2A102
77 Ø
1,05 mm
MLS


61-10024-10
22311-2A102
77 Ø
1,1 mm
MLS


61-10024-20
22313-2A102
77 Ø
1,15 mm
MLS


14-10373-01
22321-2A110 (10x)
 10/13




14-11540-01
22321-2A600 (10x)
 11/13→






15-10019-01
22441-2A102
+22443-2A100 (4x)
+22441-2A021 (5x)





12-10143-01
22224-2A100 (16x)




71-10154-00 
28355-2A101



71-10149-00 
28521-2A700






81-10382-00 
21361-2A200
41x53
A SL RD FPM

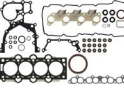



81-53343-00 
21443-2A200
91x111
A SL LD MVQ

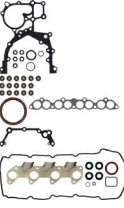


1,4 D4FC 66 kW (90 PS) ix20 CRDi 11/10-07/19

01-10241-01
20910-2AK10A
 08/14



01-10241-02
 08/14





02-10241-01
20920-2AK10
 08/14



02-10241-02
 08/14





04-10360-01 
03/15→



61-10024-00
22312-2A102
77 Ø
1,05 mm
MLS


61-10024-10
22311-2A102
77 Ø
1,1 mm
MLS

61-10024-20
22313-2A102
77 Ø
1,15 mm
MLS



14-10373-01
22321-2A110 (10x)
 10/13




14-11540-01
22321-2A600 (10x)
 11/13→




15-10019-01
22441-2A102
+22443-2A100 (4x)
+22441-2A021 (5x)





12-10143-01
22224-2A100 (16x)



71-10154-00 
28355-2A101



71-10149-00 
28521-2A700



















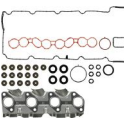




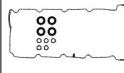











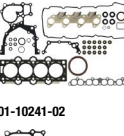


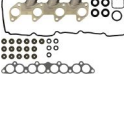


















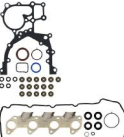









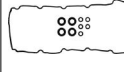



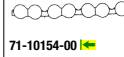

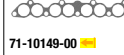








81-10382-00 
21361-2A200
41x53
A SL RD FPM








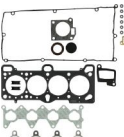






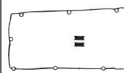










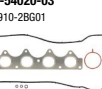

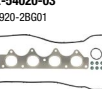
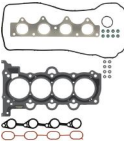





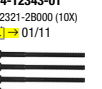
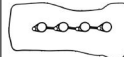
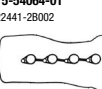



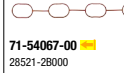
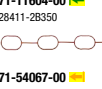

























81-53343-00 
21443-2A200
91x111
A SL LD MVQ






HYUNDAI




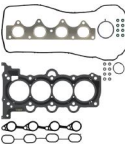





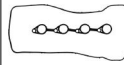






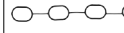









<p>Ltr. </p>											
<p>1,4 D4FC 66 kW (90 PS)</p> <p></p> <p>I20 ACTIVE CRDi I20 II Coupe CRDi I20 II CRDi</p> <p>11/14</p>	<p>01-11309-01 20910-2AZ01</p>  <p>01-11309-02</p> 	<p>02-11309-01 20920-2AZ01</p>  <p>02-11309-02</p> 		<p>04-10360-01 </p> 	<p>61-11309-00 22312-2A160 77 Ø 0,95 mm MLS</p> <p>61-11309-10 22311-2A160 77 Ø 1 mm MLS</p> <p>61-11309-20 22313-2A160 77 Ø 1,05 mm MLS</p> 	<p>14-11540-01 22321-2A600 (10x)</p> 	<p>15-11242-01 22441-2A700 +22443-2A100 (4x) +22442-2A700 (5x)</p> 	<p>12-10143-01 22224-2A100 (16x)</p>  <p>70-10143-00 22224-2A100</p> 	<p>71-15701-00 </p>  <p>71-17067-00 </p> 	<p>70-31414-10</p> 	<p>81-10382-00 </p>  <p>21361-2A200 41x53 A SL RD FPM</p> <p>81-53343-00 </p>  <p>21443-2A200 91x111 A SL LD MVQ</p>
<p>1,4 D4FC 66 kW (90 PS)</p> <p>I20 I CRDi</p> <p>08/08-12/15</p>	<p>01-10241-01 20910-2AK10A</p>  <p>01-10241-02</p> 	<p>02-10241-01 20920-2AK10</p>  <p>02-10241-02</p> 			<p>61-10024-00 22312-2A102 77 Ø 1,05 mm MLS</p> <p>61-10024-10 22311-2A102 77 Ø 1,1 mm MLS</p> <p>61-10024-20 22313-2A102 77 Ø 1,15 mm MLS</p> 	<p>14-10373-01 22321-2A110 (10x)</p> <p> ⇒ 10/13</p>  <p>14-11540-01 22321-2A600 (10x)</p> <p> 11/13 →</p> 	<p>15-10019-01 22441-2A102 +22443-2A100 (4x) +22441-2A021 (5x)</p> 	<p>12-10143-01 22224-2A100 (16x)</p>  <p>70-10143-00 22224-2A100</p> 	<p>71-10154-00 </p>  <p>28355-2A101</p> <p>71-10149-00 </p> 	<p>70-31414-10</p> 	<p>81-10382-00 </p>  <p>21361-2A200 41x53 A SL RD FPM</p> <p>81-53343-00 </p>  <p>21443-2A200 91x111 A SL LD MVQ</p>
<p>1,4 D4FC 66 kW (90 PS)</p> <p>I30 CRDi</p> <p>12/11</p>	<p>01-10019-01 20910-2AU01</p>  <p>01-10019-02</p> 	<p>02-10019-01 20920-2AU01</p>  <p>02-10019-02</p> 		<p>04-10360-01 </p> <p> 12/14 →</p> 	<p>61-10024-00 </p> <p>22312-2A102 77 Ø 1,05 mm MLS</p> <p>61-10024-10 22311-2A102 77 Ø 1,1 mm MLS</p> <p>61-10024-20 </p> <p>22313-2A102 77 Ø 1,15 mm MLS</p> 	<p>14-10373-01 22321-2A110 (10x)</p> 	<p>15-10019-01 22441-2A102 +22443-2A100 (4x) +22441-2A021 (5x)</p> 	<p>12-10143-01 22224-2A100 (16x)</p>  <p>70-10143-00 22224-2A100</p> 	<p>71-10150-00 </p>  <p>28312-2A780</p> <p>71-10154-00 </p>  <p>71-10149-00 </p> 	<p>70-31414-10</p> 	<p>81-10382-00 </p>  <p>21361-2A200 41x53 A SL RD FPM</p> <p>81-53343-00 </p>  <p>21443-2A200 91x111 A SL LD MVQ</p>

HYUNDAI



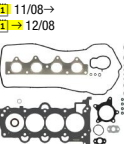


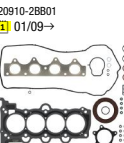




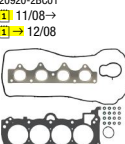


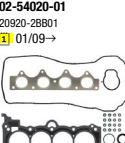




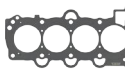





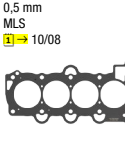





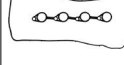
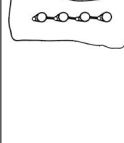















<p>Ltr. </p>	<p>1,4 G4EE 71 kW (97 PS)</p>	<p>ACCENT III GETZ</p>	<p>08/05-12/10 </p>		<p>01-53965-01 20910-26L00</p>			<p>02-53965-01 20920-26L00</p>									<p>61-53965-00 22311-26603 77 Ø</p>						<p>15-53967-01 22441-26020 +22442-23500 (2x)</p>			<p>12-53678-01 22224-23500 (16x)</p>			<p>71-53969-00  28411-26011</p>			<p>70-31414-10 </p>			<p>81-53972-00  21421-22020 35x48 A SL RD FPM</p>	
	<p>1,4 G4FA 66-74 kW (90-100 PS)</p>	<p>ix20 ix20 LPG</p>	<p>11/10-07/19</p>		<p>01-54020-03 20910-28G01</p>			<p>02-54020-03 20920-28G01</p>					<p>61-54020-00 22311-28004 78,5 Ø 0,5 mm MLS</p>			<p>14-12343-01 22321-28000 (10x)  01/11</p>			<p>15-54064-01 22441-28002</p>			<p>12-54071-01 22224-28000 (8x) +22224-28010 (8x)</p>			<p>71-11604-00  28411-28350</p>			<p>70-31414-10 </p>			<p>81-54068-00  21421-28030 26x37,5 A SL RD FPM</p>					
	<p>1,4 G4FA 66-74 kW (90-100 PS)</p>	<p>ix20 ix20 LPG</p>	<p>11/10-07/19</p>		<p>01-54020-03 20910-28G01</p>			<p>02-54020-03 20920-28G01</p>					<p>61-54020-00 22311-28004 78,5 Ø 0,5 mm MLS</p>			<p>14-12196-01 22321-28700 (10x)  02/11 →</p>			<p>15-54064-01 22441-28002</p>			<p>12-54071-01 22224-28000 (8x) +22224-28010 (8x)</p>			<p>71-11604-00  28411-28350</p>			<p>70-31414-10 </p>			<p>81-54069-10  21443-28020 76x108 A SL LD FPM</p>					

HYUNDAI



Ltr.  1,4 G4FA 73 kW (99 PS) i30  12/11 
















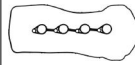










 01-54020-04 20910-2B600A 	 02-54020-04 20920-2B600 		 61-54020-00 22311-2B004 78,5 Ø 0,5 mm MLS 	 14-12196-01 22321-2B700 (10X) 	 15-54064-01 22441-2B002 	 12-54071-01 22224-2B000 (8x) +22224-2B010 (8x)  70-54071-00 AS 22224-2B001  70-54072-00 ES 22224-2B011 	 71-54066-00  28411-2B500  71-54067-00  28521-2B000 	 70-31414-10 	 81-54068-00  21421-2B030 26x37,5 A SL RD FPM  81-54069-10  21443-2B020 76x108 A SL LD FPM 
--	---	--	--	---	---	---	---	--	--

1,4 G4FA 74-80 kW (101-109 PS) i20 i30 10/07-12/15





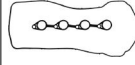




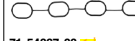







 01-54010-02 20910-2B400  10/08  01-54015-02 20910-2B001  11/08 →  12/08  01-54020-01 20910-2B801  01/09 → 	 02-54010-02 20920-2B400  10/08  02-54015-02 20920-2B001  11/08 →  12/08  02-54020-01 20920-2B801  01/09 → 		 61-54010-00 22311-2B000 78,5 Ø 0,5 mm MLS  10/08  61-54015-00 22311-2B001 78,5 Ø 0,5 mm MLS  11/08 →  12/08  61-54020-00 22311-2B004 78,5 Ø 0,5 mm MLS  01/09 → 	 14-12343-01 22321-2B000 (10X)  01/11  14-12196-01 22321-2B700 (10X)  02/11 → 	 15-54064-01 22441-2B002 	 12-54071-01 22224-2B000 (8x) +22224-2B010 (8x)  70-54071-00 AS 22224-2B001 8x  70-54072-00 ES 22224-2B011 8x 	 71-54066-00  28411-2B500  71-54067-00  28521-2B000 	 70-31414-10 	 81-54068-00  21421-2B030 26x37,5 A SL RD FPM  81-54069-10  21443-2B020 76x108 A SL LD FPM 
--	--	--	---	--	---	--	---	--	--

HYUNDAI

Ltr.  1.4 G4FA 79 kW (107 PS) ACCENT IV  11/10

										
<p>01-54020-01 20910-2B801</p> 	<p>02-54020-01 20920-2B801</p> 			<p>61-54020-00 22311-2B004 78,5 Ø 0,5 mm MLS</p> 	<p>14-12196-01 22321-2B700 (10X)</p> 	<p>15-54064-01 22441-2B002</p> 	<p>12-54071-01 22224-2B000 (8x) +22224-2B010 (8x)</p>  <p>70-54071-00 AS 8x 22224-2B001</p>  <p>70-54072-00 ES 8x 22224-2B011</p> 	<p>71-54067-00  28521-2B000</p> 	<p>70-31414-10</p> 	<p>81-54068-00 K  21421-2B030 26x37,5 A SL RD FPM</p>  <p>81-54069-10 K  21443-2B020 76x108 A SL LD FPM</p> 

1,4 G4FA 79-80 kW (107-109 PS) ACCENT IV 11/10-12/17

<p>01-54020-01 20910-2B801</p> 	<p>02-54020-01 20920-2B801</p> 			<p>61-54020-00 22311-2B004 78,5 Ø 0,5 mm MLS</p> 	<p>14-12196-01 22321-2B700 (10X)</p> 	<p>15-54064-01 22441-2B002</p> 	<p>12-54071-01 22224-2B000 (8x) +22224-2B010 (8x)</p>  <p>70-54071-00 AS 8x 22224-2B001</p>  <p>70-54072-00 ES 8x 22224-2B011</p> 	<p>71-54066-00  28411-2B500</p>  <p>71-54067-00  28521-2B000</p> 	<p>70-31414-10</p> 	<p>81-54068-00 K  21421-2B030 26x37,5 A SL RD FPM</p>  <p>81-54069-10 K  21443-2B020 76x108 A SL LD FPM</p> 
---	---	--	--	---	---	---	---	---	---	--






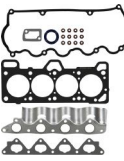






































HYUNDAI														
1,4	G4FA	80 kW (109 PS)	130	01/09-06/12	01-54020-01 20910-2B801 	02-54020-01 20920-2B801 		61-54020-00 22311-2B004 78,5 Ø 0,5 mm MLS 	14-12343-01 22321-2B000 (10x) ⇒ 01/11 14-12196-01 22321-2B700 (10x) ⇒ 02/11 → 	15-54064-01 22441-2B002 	12-54071-01 22224-2B000 (8x) +22224-2B010 (8x) 70-54071-00 AS 8x 22224-2B001 70-54072-00 ES 8x 22224-2B011 	71-54066-00 28411-2B500 71-54067-00 28521-2B000 	70-31414-10 	81-54068-00 21421-2B030 26x37,5 A SL RD FPM 81-54069-10 21443-2B020 76x108 A SL LD FPM
1,4	G4LC	74 kW (100-101 PS)	ACCENT V 130 MPI SOLARIS	11/16	01-11310-01 20910-03200 	02-11310-01 20920-03200 		61-11310-00 22311-03500 73,5 Ø MLS 	14-12061-01 22320-03000 (10x) 	71-54161-00 22441-03050 	12-54071-02 22224-2B001 (16x) 70-54071-00 22224-2B001 	71-15700-00 4x 28411-03670 71-16664-00 28521-03610 	70-31414-10 	81-10472-00 21421-03001 34x48 A SL RD FPM 81-54164-00 21443-03011 72x98 A SL LD FPM
1,4	G4LC	74 kW (100-101 PS)	120 ACTIVE 120 II 120 II Coupe 120 II MPI 130	11/14	01-11294-01 20910-03U02 	02-11294-01 20920-03U02 		61-11294-00 22311-03441 73,8 Ø MLS 	14-12061-01 22320-03000 (10x) 	71-54161-00 22441-03050 	12-54071-02 22224-2B001 (16x) 70-54071-00 22224-2B001 	71-15700-00 4x 28411-03670 71-16664-00 28521-03610 	70-31414-10 	81-10472-00 21421-03001 34x48 A SL RD FPM 81-54164-00 21443-03011 72x98 A SL LD FPM

HYUNDAI															
1,4	G4LD	96-103 kW (131-140 PS)	CRETA ELANTRA V i30 T-GDi VELOSTER	06/16											
Ltr.					01-11308-01 20910-03U05A	02-11308-01 20920-03U05			61-11308-00 22311-03800 72,5 Ø MLS 		71-18741-00 22441-03170 	12-54071-02 22224-2B001 (16x) 70-54071-00 22224-2B001 16x 	71-18749-00 4x 28411-04500 71-18742-00 28521-03410 	70-31414-10 	81-10472-00 21421-03001 34x48 A SL RD FPM 81-54164-00 21443-03011 72x98 A SL LD FPM
1,5	D3DA D3EA	60 kW (82 PS)	ACCENT II CRDi GETZ CRDi MATRIX CRDi	10/01-08/10	01-53355-01 20910-27C11 	02-53355-01 20920-27C11 		61-53355-00 22311-27500 1,1 mm MLS 61-53355-10 22311-27510 1,2 mm MLS 61-53355-20 22311-27520 1,3 mm MLS 		15-53437-01 	12-53438-01 22224-27900 (12x) 71-53436-00 28521-27500 	71-53434-00 28411-27500 71-53436-00 28521-27500 	70-31414-10 	81-53442-00 21335-27000 32x45 A SL RD NBR 81-53343-00 21443-2A200 91x111 A SL LD MVQ 81-53441-00 N 22144-27000 36x50 A SL RD NBR 	
1,5	D4FA	65-81 kW (88-110 PS)	ACCENT III CRDi GETZ CRDi MATRIX CRDi	07/04-11/10 [NEW]			04-10384-01 	61-10024-00 22312-2A102 77 Ø 1,05 mm MLS 61-10024-10 22311-2A102 77 Ø 1,1 mm MLS 1 61-10024-20 22313-2A102 77 Ø 1,15 mm MLS 2 	14-10373-01 22321-2A110 (10x) 	15-10019-01 22441-2A102 +22443-2A100 (4x) +22441-2A021 (5x) 	12-10143-01 22224-2A100 (16x) 70-10143-00 22224-2A100 	71-10154-00 28355-2A101 71-12443-00 28521-2A100 	70-31414-10 	81-10382-00 21361-2A200 41x53 A SL RD FPM 81-53343-00 21443-2A200 91x111 A SL LD MVQ 	













HYUNDAI

Ltr.	Motor	Power	Model	Year	01-52230-01	02-52230-01											
1,5	G15B G4DJ	53-63 kW (72-86 PS)	LANTRA I PONY PONY/EXCEL S COUPE	10/85-05/96													
1,5	G4DJ	57 kW (78 PS)	S COUPE	03/90-12/92													
1,5	G4EB	66 kW (90 PS)	ACCENT II	01/00-11/05													
1,5	G4EC-G	75 kW (102 PS)	ACCENT II	09/00-11/05													

HYUNDAI

















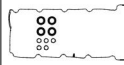
















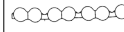








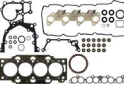

















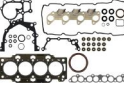

















<p>Ltr.  1,5 G4EK G4EK-TC 65-85 kW (88-116 PS) ACCENT LANTRA II S COUPE 04/91-10/00 </p>	<p> 01-53225-02 20910-22A00 </p>	<p> 02-53225-02 20920-22A00 </p>	<p></p>	<p></p>	<p> 61-53225-00 22311-22130 77 Ø MLS </p>	<p></p>	<p> 71-53174-00 22441-22012 </p>	<p> 12-53678-02 22224-23500 (12x)  12x 70-53678-00 22224-23500 </p>	<p> 71-53172-00   71-53173-00  </p>	<p> 71-53176-00 </p>	<p> 81-53409-00  35x48 A SL RD MVQ  81-53306-00  21443-22000 72x96 A SL LD MVQ  81-53246-00 N 22144-38001 35x50 A SL RD FPM </p>
<p>1,5 G4EK 69 kW (94 PS) ACCENT II 01/00-12/06</p>						<p>14-12791-01 22321-22000 (10x) </p>	<p>71-53174-00 22441-22012  06/03 </p>	<p>12-53678-02 22224-23500 (12x)  12x 70-53678-00 22224-23500 </p>	<p>71-53414-00  28411-22601  71-53412-00  28521-22020 </p>	<p>71-53176-00 </p>	<p>81-53972-00  21421-22020 35x48 A SL RD FPM  81-53306-00  21443-22000 72x96 A SL LD MVQ  81-53246-00 N 22144-38001 35x50 A SL RD FPM </p>

HYUNDAI












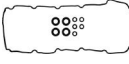

















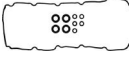

































<p>Ltr. </p>	<p>1,5 G4ER G4FK</p>	<p>73 kW (99 PS)</p>	<p>ACCENT</p>	<p>10/95</p>											
<p>1,5 G4ER G4FK</p>	<p>73 kW (99 PS)</p>	<p>ACCENT</p>	<p>10/95</p>	<p>01-10084-01 20910-26A01 12/96</p>	<p>02-10084-01 20920-26A01 12/96</p>			<p>61-10084-00 22311-26051 MLS</p>	<p>14-55096-01 22321-26000 (10x)</p>	<p>15-10032-01 22441-26003 +22442-33000 (2x) +22443-26002 (4x) 12/96</p>	<p>12-53678-01 22224-23500 (16x)</p>	<p>71-53969-00 28411-26011</p>	<p>70-31414-10</p>	<p>81-53972-00 K 21421-22020 35x48 A SL RD FPM</p>	
				<p>01-10084-02 20910-26A06 01/97→</p>	<p>02-10084-02 20920-26A02 01/97→</p>					<p>15-10033-01 22441-26003 +22442-33000 (2x) +22443-23001 (4x) 01/97→</p>	<p>70-53678-00 22224-23500</p>	<p>16x</p>	<p>71-53971-00 28521-26600</p>		<p>81-53306-00 K 21443-22000 72x96 A SL LD MVQ</p>
															<p>81-53246-00 N 22144-3B001 35x50 A SL RD FPM</p>
				<p>01-53320-01 20910-26C01</p>	<p>02-53320-01 20920-26C00</p>			<p>61-53320-00 22311-26602 76.5 Ø MLS</p>	<p>14-55096-01 22321-26000 (10x)</p>	<p>15-10033-01 22441-26003 +22442-33000 (2x) +22443-23001 (4x)</p>	<p>12-53678-01 22224-23500 (16x)</p>	<p>71-17066-00 28411-26600</p>	<p>70-31414-10</p>	<p>81-53972-00 K 21421-22020 35x48 A SL RD FPM</p>	
				<p>01-53320-01 20910-26C01</p>	<p>02-53320-01 20920-26C00</p>							<p>16x</p>	<p>71-53971-00 28521-26600</p>		<p>81-53306-00 K 21443-22000 72x96 A SL LD MVQ</p>
															<p>81-53246-00 N 22144-3B001 35x50 A SL RD FPM</p>
								<p>04-10384-01 08/09</p>	<p>61-10101-00 22311-2A601 78.2 Ø 1 mm MLS</p>	<p>14-10373-01 22321-2A110 (10x)</p>	<p>15-10019-01 22441-2A102 +22443-2A100 (4x) +22441-2A021 (5x)</p>	<p>12-10143-01 22224-2A100 (16x)</p>	<p>71-10154-00 28355-2A101</p>	<p>70-31414-10</p>	<p>81-10382-00 K 21361-2A200 41x53 A SL RD FPM</p>
								<p>1</p>				<p>16x</p>	<p>71-12443-00 28521-2A100</p>		<p>81-53343-00 K 21443-2A200 91x111 A SL LD MVQ</p>
								<p>2</p>							<p>81-53343-00 K 21443-2A200 91x111 A SL LD MVQ</p>
															<p>81-53343-00 K 21443-2A200 91x111 A SL LD MVQ</p>

NEW

HYUNDAI














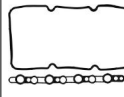
















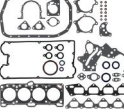

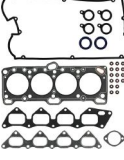



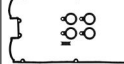





















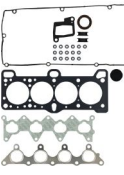


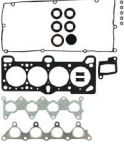





























<p>Ltr. </p>											
<p>1,6 D4FB 70-100 kW (95-136 PS) i30 CRDi 12/14</p>	<p>01-37740-03 20910-2AU04</p> 	<p>02-37740-03 20920-2AU04</p> 			<p>61-37740-00 ✕ 22312-2A701 78 Ø 0,95 mm MLS</p> <p>61-37740-10 22311-2A701 78 Ø 1 mm MLS</p> <p>61-37740-20 ✕ 22313-2A701 78 Ø 1,05 mm MLS</p> 	<p>14-11540-01 22321-2A600 (10x)</p> 	<p>15-1242-01 22441-2A700 +22443-2A100 (4x) +22442-2A700 (5x)</p> 	<p>12-10143-01 22224-2A100 (16x)</p>  <p>70-10143-00 22224-2A100</p> 	<p>71-15701-00  28312-2A780</p>  <p>71-17067-00  28521-2A702</p> 	<p>70-31414-10</p> 	<p>81-10382-00  21361-2A200 41x53 A SL RD FPM</p>  <p>81-53343-00  21443-2A200 91x111 A SL LD MVQ</p> 
<p>1,6 D4FB 81-100 kW (110-136 PS) i30 CRDi 11/11</p>					<p>61-10101-00 22311-2A601 78,2 Ø 1 mm MLS</p> <p>61-10101-10 22313-2A601 78,2 Ø 1,05 mm MLS</p>	<p>14-10373-01 22321-2A110 (10x)</p> 	<p>15-10019-01 22441-2A102 +22443-2A100 (4x) +22441-2A021 (5x)</p> 	<p>12-10143-01 22224-2A100 (16x)</p>  <p>70-10143-00 22224-2A100</p> 	<p>71-10150-00  28312-2A800</p>  <p>71-10149-00  28521-2A700</p> 	<p>70-31414-10</p> 	<p>81-10382-00  21361-2A200 41x53 A SL RD FPM</p>  <p>81-53343-00  21443-2A200 91x111 A SL LD MVQ</p> 
<p>1,6 D4FB 85 kW (116 PS) i30 CRDi 10/07-11/11 [NEW]</p>	<p>01-10101-03 20910-2AM00  10/10→</p> 			<p>04-10384-01   08/09</p> 	<p>61-10101-00 22311-2A601 78,2 Ø 1 mm MLS</p> <p>61-10101-10 22313-2A601 78,2 Ø 1,05 mm MLS</p>	<p>14-10373-01 22321-2A110 (10x)</p> 	<p>15-10019-01 22441-2A102 +22443-2A100 (4x) +22441-2A021 (5x)</p> 	<p>12-10143-01 22224-2A100 (16x)</p>  <p>70-10143-00 22224-2A100</p> 	<p>71-10154-00  28355-2A101</p>  <p>71-10149-00  28521-2A700</p> 	<p>70-31414-10</p> 	<p>81-10382-00  21361-2A200 41x53 A SL RD FPM</p>  <p>81-53343-00  21443-2A200 91x111 A SL LD MVQ</p> 
<p>1,6 D4FB 85 kW (116 PS) i30 CRDi 02/08-06/12 [NEW]</p>	<p>01-10101-03 20910-2AM00  10/10→</p> 	<p>02-10101-03 20920-2AM00</p> 		<p>04-10384-01   08/09</p> 	<p>61-10101-00 22311-2A601 78,2 Ø 1 mm MLS</p> <p>61-10101-10 22313-2A601 78,2 Ø 1,05 mm MLS</p>	<p>14-10373-01 22321-2A110 (10x)</p> 	<p>15-10019-01 22441-2A102 +22443-2A100 (4x) +22441-2A021 (5x)</p> 	<p>12-10143-01 22224-2A100 (16x)</p>  <p>70-10143-00 22224-2A100</p> 	<p>71-10154-00  28355-2A101</p>  <p>71-10149-00  28521-2A700</p> 	<p>70-31414-10</p> 	<p>81-10382-00  21361-2A200 41x53 A SL RD FPM</p>  <p>81-53343-00  21443-2A200 91x111 A SL LD MVQ</p> 

HYUNDAI



<p>Ltr.  1,6 D4FB 85-94 kW (116-128 PS) ACCENT IV CRDi ELANTRA V CRDi 11/05-12/15  [NEW]</p>				 <p>04-10384-01 </p> 	<p>61-10101-00 22311-2A601 78,2 Ø 1 mm MLS  1</p> <p>61-10101-10 22313-2A601 78,2 Ø 1,05 mm MLS  2</p>		<p>15-10019-01 22441-2A102 +22443-2A100 (4x) +22441-2A021 (5x)</p> 	<p>12-10143-01 22224-2A100 (16x)</p>  <p>70-10143-00 22224-2A100  16x</p> 	<p>71-10154-00  1 28355-2A101</p>  <p>71-10149-00  1 28521-2A700</p> 	<p>70-31414-10</p> 	<p>81-10382-00  K 21361-2A200 41x53 A SL RD FPM</p>  <p>81-53343-00  K 21443-2A200 91x111 A SL LD MVQ</p> 
<p>1,6 D4FB 85-94 kW (116-128 PS) ACCENT IV CRDi i20 I CRDi SOLARIS 09/08</p>	<p>01-10101-03 20910-2AM00</p> 	<p>02-10101-03 20920-2AM00</p> 			<p>61-10101-00 22311-2A601 78,2 Ø 1 mm MLS  1</p> <p>61-10101-10 22313-2A601 78,2 Ø 1,05 mm MLS  2</p>	<p>14-10373-01 22321-2A110 (10x)</p> 	<p>15-10019-01 22441-2A102 +22443-2A100 (4x) +22441-2A021 (5x)</p> 	<p>12-10143-01 22224-2A100 (16x)</p>  <p>70-10143-00 22224-2A100  16x</p> 	<p>71-10154-00  1 28355-2A101</p>  <p>71-10149-00  1 28521-2A700</p> 	<p>70-31414-10</p> 	<p>81-10382-00  K 21361-2A200 41x53 A SL RD FPM</p>  <p>81-53343-00  K 21443-2A200 91x111 A SL LD MVQ</p> 
<p>1,6 D4FB 85-94 kW (116-128 PS) ix20 CRDi ix20 CRDi 06/11-07/19</p>	<p>01-10101-03 20910-2AM00</p> 	<p>02-10101-03 20920-2AM00</p> 			<p>61-10101-00 22311-2A601 78,2 Ø 1 mm MLS  1</p> 	<p>14-10373-01 22321-2A110 (10x)  10/13</p>  <p>14-11540-01 22321-2A600 (10x)  11/13 →</p> 	<p>15-10019-01 22441-2A102 +22443-2A100 (4x) +22441-2A021 (5x)</p> 	<p>12-10143-01 22224-2A100 (16x)</p>  <p>70-10143-00 22224-2A100  16x</p> 	<p>71-10154-00  1 28355-2A101</p>  <p>71-10149-00  1 28521-2A700</p> 	<p>70-31414-10</p> 	<p>81-10382-00  K 21361-2A200 41x53 A SL RD FPM</p>  <p>81-53343-00  K 21443-2A200 91x111 A SL LD MVQ</p> 


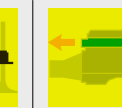
HYUNDAI															
1,6	D4FB	94 kW (128 PS)	i30 CRDi	01/10-06/12 [NEW]	01-10101-03 20910-2A000 10/10 → 			04-10384-01 	61-10101-00 22311-2A601 78,2 Ø 1 mm MLS 1	14-10373-01 22321-2A110 (10x) 	15-10019-01 22441-2A102 +22443-2A100 (4x) +22441-2A021 (5x) 	12-10143-01 22224-2A100 (16x) 	71-10154-00 28355-2A101 	70-31414-10 	81-10382-00 21361-2A200 41x53 A SL RD FPM
									61-10101-10 22313-2A601 78,2 Ø 1,05 mm MLS 2			70-10143-00 22224-2A100 16x 	71-10149-00 28521-2A700 	81-53343-00 21443-2A200 91x111 A SL LD MVQ 	
1,6	D4FB	94 kW (128 PS)	i30 CRDi	06/12					61-10101-00 22311-2A601 78,2 Ø 1 mm MLS 1	14-10373-01 22321-2A110 (10x) 	15-10019-01 22441-2A102 +22443-2A100 (4x) +22441-2A021 (5x) 12/14 	12-10143-01 22224-2A100 (16x) 	71-10150-00 28312-2A800 12/14 	70-31414-10 	81-10382-00 21361-2A200 41x53 A SL RD FPM
									61-10101-10 22313-2A601 78,2 Ø 1,05 mm MLS 2			70-10143-00 22224-2A100 16x 	71-10149-00 28521-2A700 12/14 	81-53343-00 21443-2A200 91x111 A SL LD MVQ 	
1,6	D4FB	94-100 kW (128-136 PS)	ELANTRA VI CRDi ELANTRA VI D	01/16 [NEW]	01-37740-03 20910-2AU04 	02-37740-03 20920-2AU04 		04-10384-01 	61-37740-00 22312-2A701 78 Ø 0,95 mm MLS 0	14-11540-01 22321-2A600 (10x) 	15-11242-01 22441-2A700 +22443-2A100 (4x) +22442-2A700 (5x) 	12-10143-01 22224-2A100 (16x) 	71-15701-00 28312-2A780 	70-31414-10 	81-10382-00 21361-2A200 41x53 A SL RD FPM
									61-37740-10 22311-2A701 78 Ø 1 mm MLS 1			70-10143-00 22224-2A100 16x 	71-17067-00 28521-2A702 	81-53343-00 21443-2A200 91x111 A SL LD MVQ 	
									61-37740-20 22313-2A701 78 Ø 1,05 mm MLS 2						81-10382-00 21361-2A200 41x53 A SL RD FPM
1,6	D4FB	100 kW (136 PS)	ACCENT IV CRDi	04/11					61-10101-00 22311-2A601 78,2 Ø 1 mm MLS 09/14		15-10019-01 22441-2A102 +22443-2A100 (4x) +22441-2A021 (5x) 09/14	12-10143-01 22224-2A100 (16x) 	71-10154-00 28355-2A101 	70-31414-10 	81-10382-00 21361-2A200 41x53 A SL RD FPM
									61-10101-10 22313-2A601 78,2 Ø 1,05 mm MLS 09/14			70-10143-00 22224-2A100 16x 	71-10149-00 28521-2A700 	81-53343-00 21443-2A200 91x111 A SL LD MVQ 	


HYUNDAI

<p>Ltr.  1,6 D4FE 70-100 kW (95-136 PS)  i30 CRDi i40 I CRDi KONA CRDi TUCSON CRDi</p> <p>07/18  NEW!</p>	<p> 01-11337-01</p> 	<p> 02-11337-01</p> 			<p> 61-11322-00 22311-2U011 78 Ø 1,15 mm MLS</p> <p>61-11322-10 22311-2U001 78 Ø 1,2 mm MLS</p> <p>61-11322-20 22311-2U021 78 Ø 1,25 mm MLS</p> 	<p> 14-21908-01 22321-2U000 (10x)</p>	<p> 15-19247-01</p> 	<p> 12-19255-01 22224-2U000 (16x)</p>  <p>70-19255-00 16x </p>	<p> 71-19235-00  28312-2U000</p>  <p>71-19242-00  28513-2U000</p> 	<p> 70-31414-10</p> 	<p> 81-10638-00  21361-2U000 35x49 A SL RD FPM</p>  <p>81-10637-00  21443-2U000 91x111 A SL LD FPM</p> 
<p>1,6 G4CR 78-84 kW (106-114 PS) LANTRA I 10/90-11/95</p>	<p> 01-52472-01 20910-33C10</p> 	<p> 02-52472-01 20920-33C00</p> 			<p> 61-52472-00 22311-33000 83,5 Ø</p> 		<p> 15-52469-01</p> 	<p> 12-52718-02 22224-38010 (16x)</p>  <p>70-52718-00 16x </p>	<p> 71-52912-10  44x60</p>  <p>71-52471-00  72x96</p> 	<p> 71-53177-00</p> 	<p> 81-53279-10  21321-42031 44x60 A SL RD FPM</p>  <p>81-53306-00  21443-22000 72x96 A SL LD MVQ</p>  <p>81-53246-00 N 2x 22144-38001 35x50 A SL RD FPM</p> 
<p>1,6 G4ED 66-76 kW (90-103 PS) MATRIX 06/01-08/10</p>	<p> 01-10203-01 20920-26E00  09/03</p> 	<p> 02-10203-01 20920-26E00  09/03</p>  <p> 02-10204-01 20920-26F10  10/03 →</p> 			<p> 61-10203-00 22311-26100 MLS  09/03</p>  <p>61-10204-00 22311-26101 MLS  10/03 →</p> 	<p> 14-55096-01 22321-26000 (10x)  11/05 →</p> 	<p> 71-53967-00 22441-26020  10/03 →</p> 	<p> 12-53678-01 22224-23500 (16x)  11/05 →</p>  <p>70-53678-00 22224-23500</p> 	<p> 71-53969-00  28411-26011</p>  <p>71-53971-00  28521-26600</p> 	<p> 70-31414-10  11/05 →</p> 	<p> 81-53972-00  21421-22020 35x48 A SL RD FPM</p>  <p>81-53306-00  21443-22000 72x96 A SL LD MVQ</p>  <p>81-53306-00 N 21443-22000 72x96 A SL LD MVQ</p> 


HYUNDAI

Ltr.  1,6 G4ED 77 kW (105 PS) ACCENT II  12/02-11/05




61-10203-00
22311-26100
MLS
 ⇒ 09/03



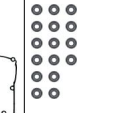
61-10204-00
22311-26101
MLS
 10/03→



15-10033-01
22441-26003
+22442-33000 (2x)
+22443-23001 (4x)
 ⇒ 09/03




12-53678-01
22224-23500 (16x)




70-53678-00
22224-23500



71-17066-00  4x
28411-26600




71-53971-00 
28521-26600



70-31414-10



81-53972-00 
21421-22020
35x48
A SL RD FPM




81-53306-00 
21443-22000
72x96
A SL LD MVQ




81-53246-00 **N**
22144-3B001
35x50
A SL RD FPM



1,6 G4ED 77 kW (105 PS) COUPE II 03/02-08/09

61-10203-00
22311-26100
MLS
 ⇒ 09/03




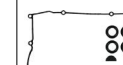
61-10204-00
22311-26101
MLS
 10/03→




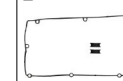
14-55096-01
22321-26000 (10x)



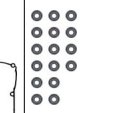
15-10033-01
22441-26003
+22442-33000 (2x)
+22443-23001 (4x)
 ⇒ 09/03




15-53967-01
22441-26020
+22442-23500 (2x)
 10/03→




12-53678-01
22224-23500 (16x)



71-17066-00 
28411-26600




71-53971-00 
28521-26600



70-31414-10



81-53972-00 
21421-22020
35x48
A SL RD FPM





81-53306-00 
21443-22000
72x96
A SL LD MVQ













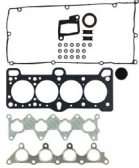






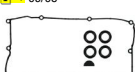

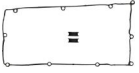













81-53246-00 **N**
22144-3B001
35x50
A SL RD FPM





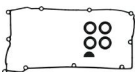














HYUNDAI















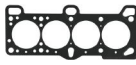

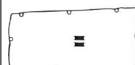

















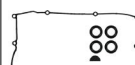














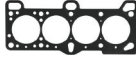


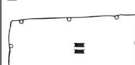













Ltr.  1,6 G4ED 77 kW (106 PS) GETZ  09/02-09/05

										
	<p>02-10203-01 20920-26E00  09/03</p> 			<p>61-10203-00 22311-26100 MLS  09/03</p>  <p>61-10204-00 22311-26101 MLS  10/03→</p> 	<p>14-55096-01 22321-26000 (10x)</p> 	<p>15-10033-01 22441-26003 +22442-33000 (2x) +22443-23001 (4x)  09/03</p>  <p>15-53967-01 22441-26020 +22442-23500 (2x)  10/03→</p> 	<p>12-53678-01 22224-23500 (16x)</p> 	<p>71-53969-00 </p> <p>28411-26011</p>  <p>71-53971-00 </p> <p>28521-26600</p> 	<p>70-31414-10</p> 	<p>81-53972-00 </p> <p>21421-22020 35x48 A SL RD FPM</p>  <p>81-53306-00 </p> <p>21443-22000 72x96 A SL LD MVQ</p>  <p>81-53246-00 N</p> <p>22144-3B001 35x50 A SL RD FPM</p> 

1,6 G4ED 77-79 kW (105-107 PS) ELANTRA III 06/00-07/06















				<p>61-10203-00 22311-26100 MLS  09/03</p>  <p>61-10204-00 22311-26101 MLS  10/03→</p> 		<p>15-10033-01 22441-26003 +22442-33000 (2x) +22443-23001 (4x)</p> 	<p>12-53678-01 22224-23500 (16x)</p>  <p>70-53678-00 22224-23500</p> 	<p>71-17066-00  4x</p> <p>28411-26600</p>  <p>71-53971-00 </p> <p>28521-26600</p> 	<p>70-31414-10</p> 	<p>81-53972-00 </p> <p>21421-22020 35x48 A SL RD FPM</p>  <p>81-53306-00 </p> <p>21443-22000 72x96 A SL LD MVQ</p>  <p>81-53246-00 N</p> <p>22144-3B001 35x50 A SL RD FPM</p> 
--	--	--	--	--	--	---	---	--	---	---





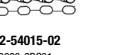




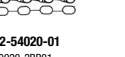



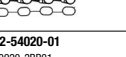
HYUNDAI



<p>Ltr. </p>	<p>1,6 G4ED 78 kW (106 PS)</p>	<p>TIBURON </p>	<p>10/06-12/08 </p>											
<p>1,6 G4ED</p>	<p>78 kW (106 PS)</p>	<p>TIBURON</p>	<p>10/06-12/08</p>	<p>61-10204-00 22311-26101 MLS</p> 	<p>14-55096-01 22321-26000 (10x)</p> 	<p>15-53967-01 22441-26020 +22442-23500 (2x)</p> 	<p>12-53678-01 22224-23500 (16x)</p> 	<p>71-17066-00  28411-26600</p> 	<p>70-31414-10</p> 	<p>81-53972-00  21421-22020 35x48 A SL RD FPM</p> 	<p>81-53306-00  21443-22000 72x96 A SL LD MVQ</p> 	<p>81-53246-00 N 22144-3B001 35x50 A SL RD FPM</p> 	<p>81-53971-00  28521-26600</p> 	<p>81-53972-00  21421-22020 35x48 A SL RD FPM</p> 
<p>1,6 G4ED</p>	<p>79 kW (107 PS)</p>	<p>COUPE II</p>	<p>03/02-08/09</p>	<p>61-10203-00 22311-26100 MLS  ⇒ 09/03</p> 	<p>14-55096-01 22321-26000 (10x)</p> 	<p>15-10033-01 22441-26003 +22442-33000 (2x) +22443-23001 (4x)  ⇒ 09/03</p> 	<p>12-53678-01 22224-23500 (16x)</p> 	<p>71-17066-00  4x 28411-26600</p> 	<p>70-31414-10</p> 	<p>81-53972-00  21421-22020 35x48 A SL RD FPM</p> 	<p>81-53306-00  21443-22000 72x96 A SL LD MVQ</p> 	<p>81-53246-00 N 22144-3B001 35x50 A SL RD FPM</p> 	<p>81-53971-00  28521-26600</p> 	<p>81-53972-00  21421-22020 35x48 A SL RD FPM</p> 
<p>1,6 G4ED</p>	<p>79 kW (107 PS)</p>	<p>COUPE II</p>	<p>03/02-08/09</p>	<p>61-10204-00 22311-26101 MLS  10/03 →</p> 	<p>14-55096-01 22321-26000 (10x)</p> 	<p>15-53967-01 22441-26020 +22442-23500 (2x)  10/03 →</p> 	<p>12-53678-01 22224-23500 (16x)</p> 	<p>71-17066-00  4x 28411-26600</p> 	<p>70-31414-10</p> 	<p>81-53972-00  21421-22020 35x48 A SL RD FPM</p> 	<p>81-53306-00  21443-22000 72x96 A SL LD MVQ</p> 	<p>81-53246-00 N 22144-3B001 35x50 A SL RD FPM</p> 	<p>81-53971-00  28521-26600</p> 	<p>81-53972-00  21421-22020 35x48 A SL RD FPM</p> 


HYUNDAI









Ltr.  1,6 G4FC 85-93 kW (116-126 PS) ELANTRA IV i20 I i30  06/06-12/12







01-54010-02
 20910-2BA00
 ⇒ 10/08



01-54015-02
 20910-2BC01
 11/08 →
 ⇒ 12/08



01-54020-01
 20910-2BB01
 01/09 →





02-54010-02
 20920-2BA00
 ⇒ 10/08



02-54015-02
 20920-2BC01
 11/08 →
 ⇒ 12/08



02-54020-01
 20920-2BB01
 01/09 →













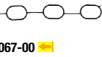






61-54010-00
 22311-2B000
 78,5 Ø
 0,5 mm
 MLS
 ⇒ 10/08

61-54015-00
 22311-2B001
 78,5 Ø
 0,5 mm
 MLS
 11/08 →
 ⇒ 12/08

61-54020-00
 22311-2B004
 78,5 Ø
 0,5 mm
 MLS
 01/09 →



14-12343-01
 22321-2B000 (10X)
 ⇒ 01/11

14-12196-01
 22321-2B700 (10X)
 02/11 →



15-54064-01
 22441-2B002


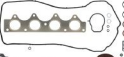




12-54071-01
 22224-2B000 (8x)
 +22224-2B010 (8x)

70-54071-00 AS 8x
 22224-2B001

70-54072-00 ES 8x
 22224-2B011



71-54066-00  ⇒
 28411-2B500

71-54067-00  ⇒
 28521-2B000

70-31414-10



81-54068-00  ⇒
 21421-2B030
 26x37,5
 A SL RD FPM


81-54069-10  ⇒
 21443-2B020
 76x108
 A SL LD FPM



1,6 G4FC 85-93 kW (116-126 PS) i30 02/08-06/12




01-54020-01
 20910-2BB01






02-54020-01
 20920-2BB01


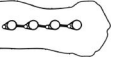

















61-54020-00
 22311-2B004
 78,5 Ø
 0,5 mm
 MLS





15-54064-01
 22441-2B002



12-54071-01
 22224-2B000 (8x)
 +22224-2B010 (8x)

70-54071-00 AS 8x
 22224-2B001

70-54072-00 ES 8x
 22224-2B011



71-54066-00  ⇒
 28411-2B500

71-54067-00  ⇒
 28521-2B000



81-54068-00  ⇒
 21421-2B030
 26x37,5
 A SL RD FPM

81-54069-10  ⇒
 21443-2B020
 76x108
 A SL LD FPM


HYUNDAI


Ltr.  1,6 G4FC 88-96 kW (120-131 PS) i30  01/12




01-54020-05
20910-2BH04





02-54020-05
20920-2BH04

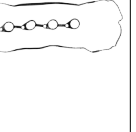
61-54020-00
22311-2B004
78,5 Ø
0,5 mm
MLS




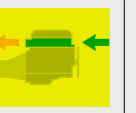

14-12196-01
22321-2B700 (10X)




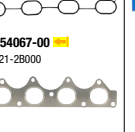

71-20237-00
22441-2B801






12-54071-01
22224-2B000 (8x)
+22224-2B010 (8x)


71-54066-00  28411-2B500



71-54067-00  28521-2B000




70-31414-10

81-54068-00  21421-2B030
26x37,5
A SL RD FPM




81-54069-10  21443-2B020
76x108
A SL LD FPM



1,6 G4FC 90-91 kW (122-123 PS) ACCENT IV 11/10


02-54020-01
20920-2B801



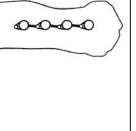
02-54020-01
20920-2B801




61-54020-00
22311-2B004
78,5 Ø
0,5 mm
MLS




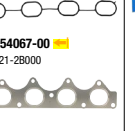
15-54064-01
22441-2B002





12-54071-01
22224-2B000 (8x)
+22224-2B010 (8x)



71-54066-00  28411-2B500



71-54067-00  28521-2B000



70-31414-10



81-54068-00  21421-2B030
26x37,5
A SL RD FPM






81-54069-10  21443-2B020
76x108
A SL LD FPM



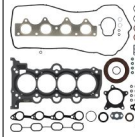
HYUNDAI															
Ltr.															
1,6	G4FC	91 kW (124 PS)	i20 I	12/08	01-54020-01 20910-2B801 	02-54020-01 20920-2B801 			61-54020-00 22311-2B004 78,5 Ø 0,5 mm MLS 	14-12343-01 22321-2B000 (10X) ⇒ 01/11 14-12196-01 22321-2B700 (10X) ⇒ 02/11 → 	15-54064-01 22441-2B002 	12-54071-01 22224-2B000 (8x) +22224-2B010 (8x) 70-54071-00 AS 8x 70-54072-00 ES 8x 	71-54066-00 28411-2B500 71-54067-00 28521-2B000 	70-31414-10 	81-54068-00 21421-2B030 26x37,5 A SL RD FPM 81-54069-10 21443-2B020 76x108 A SL LD FPM
1,6	G4FC	92 kW (125 PS)	ix20	11/10-07/19	01-54020-04 20910-2B600A 	02-54020-04 20920-2B600 			61-54020-00 22311-2B004 78,5 Ø 0,5 mm MLS 	14-12196-01 22321-2B700 (10X) ⇒ 11/11 	15-54064-01 22441-2B002 	12-54071-01 22224-2B000 (8x) +22224-2B010 (8x) 70-54071-00 AS 8x 70-54072-00 ES 8x 	71-54066-00 28411-2B500 71-54067-00 28521-2B000 	70-31414-10 	81-54068-00 21421-2B030 26x37,5 A SL RD FPM 81-54069-10 21443-2B020 76x108 A SL LD FPM

HYUNDAI

Ltr.  1,6 G4FC 92 kW (125 PS)  ix20 LPG  11/10-07/19




01-54020-01
20910-2B801



02-54020-01
20920-2B801



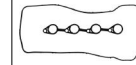
61-54020-00
22311-2B004
78,5 Ø
0,5 mm
MLS




14-12196-01
22321-2B700 (10X)
 11/11



15-54064-01
22441-2B002

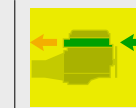


12-54071-01
22224-2B000 (8x)
+22224-2B010 (8x)

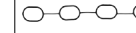


70-54071-00 AS 8x
22224-2B001

70-54072-00 ES 8x
22224-2B011




71-54066-00  28411-2B500




71-54067-00  28521-2B000




70-31414-10



81-54068-00  21421-2B030
26x37,5
A SL RD FPM



81-54069-10  21443-2B020
76x108
A SL LD FPM

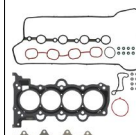


1,6 G4FC 95 kW (129 PS) i30 12/11-12/15


01-54020-02
20910-2B801



02-54020-02
20920-2B801



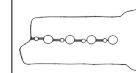
61-54020-00
22311-2B004
78,5 Ø
0,5 mm
MLS



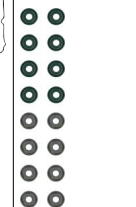
14-12196-01
22321-2B700 (10X)



71-11475-00
22441-2B610




12-54071-01
22224-2B000 (8x)
+22224-2B010 (8x)



70-54071-00 AS 22224-2B001

70-54072-00 ES 22224-2B011




71-11474-00  28411-2B600




71-54067-00  28521-2B000



81-54068-00  21421-2B030
26x37,5
A SL RD FPM



81-54069-10  21443-2B020
76x108
A SL LD FPM












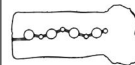














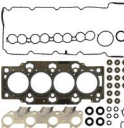










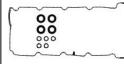



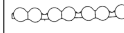








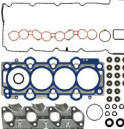






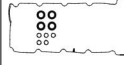













HYUNDAI																	
Ltr.																	
1,6	G4FC	97 kW (132 PS)	VELOSTER	04/11-12/17	01-54020-05 20910-2BH04 	02-54020-05 20920-2BH04 			61-54020-00 22311-2B004 78,5 Ø 0,5 mm MLS 	14-12196-01 22321-2B700 (10X) 	71-20237-00 22441-2B801 	12-54071-01 22224-2B000 (8x) +22224-2B010 (8x) 	71-54066-00 28411-2B500 	70-31414-10 	81-54068-00 21421-2B030 26x37,5 A SL RD FPM 		
												71-54067-00 28521-2B000 					81-54069-10 21443-2B020 76x108 A SL LD FPM
1,6	G4FD	95-103 kW (129-140 PS)	ix35 ix35 GDi i30 i30 GDi i30 T-GDi i40 I GDi TUCSON GDi VELOSTER GDi	11/10	01-54020-02 20910-2BK01 	02-54020-02 20920-2BK01 			61-54020-00 22311-2B004 78,5 Ø 0,5 mm MLS 	14-12196-01 22321-2B700 (10X) 	71-11475-00 22441-2B610 	12-54071-01 22224-2B000 (8x) +22224-2B010 (8x) 	71-11474-00 28411-2B600 	70-31414-10 	81-54068-00 21421-2B030 26x37,5 A SL RD FPM 		
												71-54067-00 28521-2B000 					81-54069-10 21443-2B020 76x108 A SL LD FPM

HYUNDAI																			
Ltr.																			
1,6	G4FD	103 kW (140 PS)	ACCENT IV GDI	11/10	<p>01-54020-02 20910-2BK01</p>	<p>02-54020-02 20920-2BK01</p>			<p>61-54020-00 22311-2B004 78,5 Ø 0,5 mm MLS</p>	<p>14-12196-01 22321-2B700 (10X)</p>	<p>71-11475-00 22441-2B610</p>	<p>12-54071-01 22224-2B000 (8x) +22224-2B010 (8x)</p>	<p>71-11474-00 </p> <p>28411-2B600</p>	<p>70-31414-10</p>	<p>81-54068-00 </p> <p>21421-2B030 26x37,5 A SL RD FPM</p>	<p>81-54069-10 </p> <p>21443-2B020 76x108 A SL LD FPM</p>			
1,6	G4FG	84-97 kW (114-132 PS)	ACCENT V CRETA ELANTRA V ELANTRA VI SOLARIS	09/10	<p>01-54020-05 20910-2BH04</p>	<p>02-54020-05 20920-2BH04</p>			<p>61-54020-00 22311-2B004 78,5 Ø 0,5 mm MLS</p>	<p>14-12196-01 22321-2B700 (10X)</p>	<p>71-20237-00 22441-2B801</p>	<p>12-54071-01 22224-2B000 (8x) +22224-2B010 (8x)</p>	<p>71-11474-00 </p> <p>28411-2B600</p>	<p>70-31414-10</p>	<p>81-54068-00 </p> <p>21421-2B030 26x37,5 A SL RD FPM</p>	<p>81-54069-10 </p> <p>21443-2B020 76x108 A SL LD FPM</p>			
													8x						
													8x						

HYUNDAI













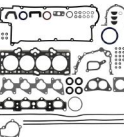
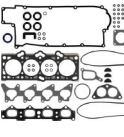
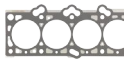
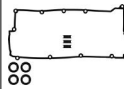
















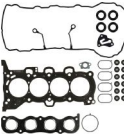



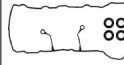












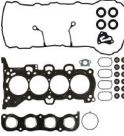














Ltr.	Motor	Power (kW/PS)	Model	Year	01-22556-01	02-22556-01	01-22556-01	02-22556-01	14-12196-01	71-11475-00	12-54071-01	71-11474-00	70-31414-10	81-54068-00
1,6	G4FJ	129-150 kW (175-204 PS)	ELANTRA VI i30 T-GDi KONA T-GDi TUCSON T-GDi	06/15							 22224-2B000 (8x) +22224-2B010 (8x)	 28411-2B600	 28521-2B700	 21421-2B030 26x37,5 A SL RD FPM 21443-2B020 76x108 A SL LD FPM
1,6	G4FJ	130-137 kW (177-186 PS)	i30 T-GDi TUCSON T-GDi	01/15	 20910-2B002 08/15 20910-2B006 09/15→	 20920-2B002 08/15 20920-2B006 09/15→					 22224-2B000 (8x) +22224-2B010 (8x)	 28411-2B600	 28521-2B700	 21421-2B030 26x37,5 A SL RD FPM 21443-2B020 76x108 A SL LD FPM
1,6	G4LE	104 kW (141 PS)	IONIQ GDi Hybrid i40 i GDi	03/16							 22224-2B001 (16x)	 28411-04500	 28521-03610	 21421-2E000 40x52 A SL RD FPM 21443-03011 72x98 A SL LD FPM

HYUNDAI




<p>Ltr.  1,6 G4LE 104 kW (141 PS) KONA CRDi KONA GDi 06/19</p>					 61-11303-00 22311-03HA0 73,5 Ø MLS 		 71-18485-00 22441-03HA0 	 12-54071-02 22224-2B001 (16x)  16x 70-54071-00 22224-2B001 	 71-16664-00  28521-03610 	 70-31414-10 	 81-35144-00  21421-2E000 40x52 A SL RD FPM  81-54164-00  21443-03011 72x98 A SL LD FPM 
<p>1,7 D4FD 85 kW (116 PS) ix35 CRDi i40 I CRDi 09/10</p>	<p>01-10101-01 20910-2AM02</p> 	<p>02-10101-01 20920-2AM02</p> 	<p>01-11242-01</p> 	<p>02-11242-01</p> 	<p>61-10101-00 22321-2A601 78,2 Ø 1 mm MLS 1 </p> <p>61-10101-10  22313-2A601 78,2 Ø 1,05 mm MLS 2 </p> 	<p>14-10373-01 22321-2A110 (10x)  09/13</p>  <p>14-11540-01 22321-2A600 (10x)  10/13→</p> 	<p>15-11242-01 22441-2A700 +22443-2A100 (4x) +22442-2A700 (5x)</p> 	<p>12-10143-01 22224-2A100 (16x)</p>  <p>16x 70-10143-00 22224-2A100</p> 	<p>71-10150-00  28521-2A800</p>  <p>71-10149-00  28521-2A700</p> 	<p>70-31414-10</p> 	<p>81-10382-00  21361-2A200 41x53 A SL RD FPM  81-53343-00  21443-2A200 91x111 A SL LD MVQ </p>
<p>1,7 D4FD 85-104 kW (116-141 PS) TUCSON CRDi 06/15-09/20</p>	<p>01-37740-03 20910-2AU04</p> 	<p>02-37740-03 20920-2AU04</p> 			<p>61-37740-00  22312-2A701 78 Ø 0,95 mm MLS 0</p> <p>61-37740-10 22311-2A701 78 Ø 1 mm MLS 1 </p> <p>61-37740-20  22313-2A701 78 Ø 1,05 mm MLS 2 </p> 	<p>14-11540-01 22321-2A600 (10x)</p> 	<p>15-11242-01 22441-2A700 +22443-2A100 (4x) +22442-2A700 (5x)</p> 	<p>12-10143-01 22224-2A100 (16x)</p>  <p>16x 70-10143-00 22224-2A100</p> 	<p>71-17067-00  28521-2A702  07/15</p>  <p>71-10149-00  28521-2A700  08/15→</p> 	<p>70-31414-10</p> 	<p>81-10382-00  21361-2A200 41x53 A SL RD FPM  81-53343-00  21443-2A200 91x111 A SL LD MVQ </p>


HYUNDAI														
1,7	D4FD	100 kW (136 PS)	140 I CRDi	07/11-05/19	01-11242-01 22312-2A701 78 Ø 0,95 mm MLS	02-11242-01 22311-2A701 78 Ø 1 mm MLS	01-37740-01 20910-2AP00 02-37740-01 20920-2AP00 	61-37740-00 ✕ 22312-2A701 78 Ø 0,95 mm MLS	14-10373-01 22321-2A110 (10x) 09/13	15-11242-01 22441-2A700 +22443-2A100 (4x) +22442-2A700 (5x) 	12-10143-01 22224-2A100 (16x) 	71-10150-00 I 28312-2A800 	70-31414-10 	81-10382-00 K 21361-2A200 41x53 A SL RD FPM 81-53343-00 K 21443-2A200 91x111 A SL LD MVQ
1,7	D4FD	104 kW (141 PS)	140 I CRDi	01/15-05/19	01-37740-03 20910-2AU04 22311-2A701 78 Ø 1 mm MLS	02-37740-03 20920-2AU04 22313-2A701 78 Ø 1,05 mm MLS	01-37740-01 20910-2AP00 02-37740-01 20920-2AP00 	61-37740-00 ✕ 22312-2A701 78 Ø 0,95 mm MLS	14-11540-01 22321-2A600 (10x) 	15-11242-01 22441-2A700 +22443-2A100 (4x) +22442-2A700 (5x) 	12-10143-01 22224-2A100 (16x) 	71-10149-00 28521-2A700 	70-31414-10 	81-10382-00 K 21361-2A200 41x53 A SL RD FPM 81-53343-00 K 21443-2A200 91x111 A SL LD MVQ
1,8	G4BB	79-97 kW (107-132 PS)	ELANTRA III	06/00-07/06	01-53970-04 20910-23C00 22311-23000 78 Ø 1 mm MLS	02-53970-04 20920-23C00 22321-23000 (8x) +22321-23010 (2x)	01-53970-01 20910-2AP00 02-53970-01 20920-2AP00 	61-53970-00 22311-23700 	14-55097-01 22321-23000 (8x) +22321-23010 (2x)	15-54306-01 22441-23500 +22442-23500 (3x) +22443-23001 (4x) 	12-53678-01 22224-23500 (16x) 	71-53977-00 I 28411-23600 	70-31414-10 	81-53979-00 K 21421-23020 37,6x49 A SL RD FPM 81-53981-00 K 21443-33005 80x96 A SL RD FPM 81-53246-00 N 22144-3B001 35x50 A SL RD FPM

HYUNDAI


<p>Ltr. </p>											
<p>1,8 G4GM 94 kW (128 PS) LANTRA II 11/95-10/00</p>	<p>01-53290-01 20910-23800</p> 	<p>02-53290-01 20920-23800</p> 			<p>61-53290-00 22311-23000 84 Ø MLS</p> 		<p>15-53208-01</p> 	<p>12-53678-01 22224-23500 (16x)</p>  <p>70-53678-00 22224-23500</p>  <p>16x</p>	<p>71-53206-00 </p>  <p>71-53207-00 </p> 	<p>70-31414-10</p> 	<p>81-53879-00 </p> <p>21421-23020 37,6x49 A SL RD FPM</p>  <p>81-53981-00 </p> <p>21443-33005 80x96 A SL LD FPM</p>  <p>81-53246-00 </p> <p>22144-3B001 35x50 A SL RD FPM</p> 
<p>1,8 G4NB 107-110 kW (145-150 PS) ELANTRA V 09/10</p>	<p>01-11315-01 20910-2E400  10/11→</p> 	<p>02-11315-01 20920-2E400  10/11→</p> 			<p>61-11315-00 22311-2E000 82,5 Ø MLS</p> 	<p>14-19042-01 22320-2E000 (6x) +22321-2E000 (4x)</p> 	<p>15-18984-01 22441-2E000 +22443-2E000 (4x)  10/11→</p> 	<p>12-10122-01 22224-25000 (16x)</p>  <p>70-10122-00 22224-25000</p>  <p>16x</p>	<p>71-18980-00  4x 28313-2E050</p>  <p>71-18977-00 </p> <p>28521-2E000</p> 	<p>70-31414-10</p> 	<p>81-35144-00 </p> <p>21421-2E000 40x52 A SL RD FPM</p>  <p>81-10632-00 </p> <p>21443-2E000 85x119 A SL LD FPM</p> 
<p>1,8 G4NB 107-110 kW (146-150 PS) ELANTRA V i30 01/12</p>	<p>01-11315-01 20910-2E400</p> 	<p>02-11315-01 20920-2E400</p> 			<p>61-11315-00 22311-2E000 82,5 Ø MLS</p> 	<p>14-19042-01 22320-2E000 (6x) +22321-2E000 (4x)</p> 	<p>15-18984-01 22441-2E000 +22443-2E000 (4x)</p> 	<p>12-10122-01 22224-25000 (16x)</p>  <p>70-10122-00 22224-25000</p>  <p>16x</p>	<p>71-18980-00  4x 28313-2E050</p>  <p>71-18977-00 </p> <p>28521-2E000</p> 	<p>70-31414-10</p> 	<p>81-35144-00 </p> <p>21421-2E000 40x52 A SL RD FPM</p>  <p>81-10632-00 </p> <p>21443-2E000 85x119 A SL LD FPM</p> 

HYUNDAI



Ltr.  2,0 D4EA 83 kW (113 PS) ELANTRA III CRDI  04/01-07/06  1



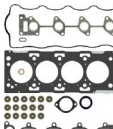
01-53395-01
20910-27A00



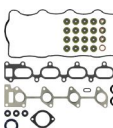



01-53447-01







02-53395-01
20920-27A00





02-53447-01








61-53395-00
22311-27000
84 Ø
1,1 mm
MLS
 ⇒ 01/06


61-53395-10 
22311-27010
84 Ø
1,2 mm
MLS
 ⇒ 01/06

61-53395-20 
22311-27020
84 Ø
1,3 mm
MLS
 ⇒ 01/06


61-53395-00
22311-27000
84 Ø
1,1 mm
MLS

61-53395-10 
22311-27010
84 Ø
1,2 mm
MLS


61-53395-20 
22311-27020
84 Ø
1,3 mm
MLS




14-10372-01
22321-27400 (10x)




15-53447-01
22441-27400
+22443-27001 (4x)





12-53438-02
22224-27900 (16x)





70-53438-00
22224-27900



71-53444-00 
28411-27000



71-53446-00 
28521-27000



70-31414-10



81-53442-00 
21335-27000
32x45
A SL RD NBR




81-53343-00 
21443-2A200
91x111
A SL LD MVQ




81-53441-00 
22144-27000
36x50
A SL RD NBR




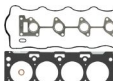
2,0 D4EA 83 kW (113 PS) TRAJET CRDI 04/01-07/08



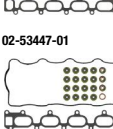
01-53395-01
20910-27A00







01-53447-01


02-53395-01
20920-27A00





02-53447-01

61-53395-00
22311-27000
84 Ø
1,1 mm
MLS

61-53395-10 
22311-27010
84 Ø
1,2 mm
MLS


61-53395-20 
22311-27020
84 Ø
1,3 mm
MLS



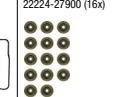
14-10372-01
22321-27400 (10x)





15-53447-01
22441-27400
+22443-27001 (4x)





12-53438-02
22224-27900 (16x)



71-53444-00 
28411-27000



71-53446-00 
28521-27000



70-31414-10



81-53442-00 
21335-27000
32x45
A SL RD NBR


















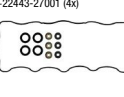




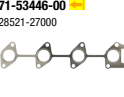

















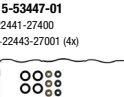



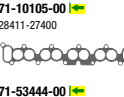

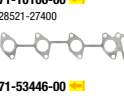











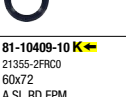


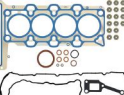
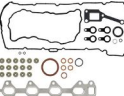
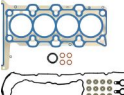
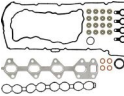

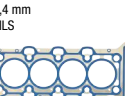





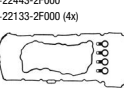



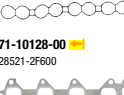








81-53343-00 
21443-2A200
91x111
A SL LD MVQ



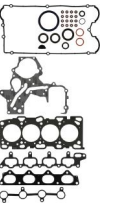
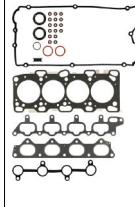


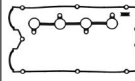












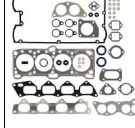

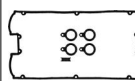











81-53441-00 
22144-27000
36x50
A SL RD NBR



HYUNDAI

<p>Ltr.  83-92 kW (113-125 PS) SANTA FE I CRDI 04/01-03/06</p>	<p> 01-53395-01 20910-27A00</p> <p> 01-53447-01</p>	<p> 02-53395-01 20920-27A00</p> <p> 02-53447-01</p>	<p></p>	<p></p>	<p> 61-53395-00 22311-27000 84 Ø 1,1 mm MLS</p> <p> 61-53395-10  22311-27010 84 Ø 1,2 mm MLS</p> <p> 61-53395-20  22311-27020 84 Ø 1,3 mm MLS</p>	<p> 14-10372-01 22321-27400 (10x)</p> <p></p>	<p> 15-53447-01 22441-27400 +22443-27001 (4x)</p> <p></p>	<p> 12-53438-02 22224-27900 (16x)</p> <p> 70-53438-00 22224-27900</p>	<p> 71-53444-00  28411-27000</p> <p> 71-53446-00  28521-27000</p>	<p> 70-31414-10</p> <p></p>	<p> 81-53442-00  21335-27000 32x45 A SL RD NBR</p> <p> 81-53343-00  21443-2A200 91x111 A SL LD MVQ</p> <p> 81-53441-00  22144-27000 36x50 A SL RD NBR</p> <p></p>
<p>2,0 D4EA 83-110 kW (113-150 PS) TUCSON CRDI 08/04-03/10</p>					<p> 61-53395-00 22311-27000 84 Ø 1,1 mm MLS</p> <p> 61-53395-10  22311-27010 84 Ø 1,2 mm MLS</p> <p> 61-53395-20  22311-27020 84 Ø 1,3 mm MLS</p>	<p> 14-10372-01 22321-27400 (10x)</p> <p></p>	<p> 15-53447-01 22441-27400 +22443-27001 (4x)</p> <p></p>	<p> 12-53438-02 22224-27900 (16x)</p> <p> 70-53438-00 22224-27900</p>	<p> 71-10105-00  28411-27400</p> <p> 71-53444-00  28411-27000</p> <p> 71-10106-00  28521-27400</p> <p> 71-53446-00  28521-27000</p>	<p> 70-31414-10</p> <p></p>	<p> 81-53442-00  21335-27000 32x45 A SL RD NBR</p> <p> 81-53343-00  21443-2A200 91x111 A SL LD MVQ</p> <p> 81-53441-00  22144-27000 36x50 A SL RD NBR</p> <p></p>
<p>2,0 D4HA 100-136 kW (136-185 PS) ix35 CRDI SANTA FE II CRDI SANTA FE III CRDI TUCSON CRDI 03/06</p>	<p> 01-10144-01 20910-2FH01</p> <p> 01-10144-02</p>	<p> 02-10144-01 20920-2FH01</p> <p> 02-10144-02</p>			<p> 61-10144-00 22311-2F610 85 Ø 1,2 mm MLS</p> <p> 61-10144-10  22311-2F600 85 Ø 1,3 mm MLS</p> <p> 61-10144-20  22311-2F620 85 Ø 1,4 mm MLS</p>	<p> 14-10371-01 22321-2F000 (10x)</p> <p></p>	<p> 15-10001-01 22441-2F000 +22443-2F000 +22133-2F000 (4x)</p> <p></p>	<p> 12-10130-01 22224-2F001 (16x)</p> <p> 70-10130-00 22224-2F001</p>	<p> 71-10127-00  28312-2F000</p> <p> 71-10128-00  28521-2F600</p>	<p> 70-31414-10</p> <p></p>	<p> 81-10409-10  21355-2FR00 60x72 A SL RD FPM</p> <p></p>













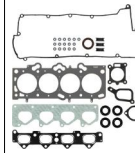


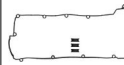














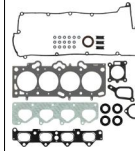

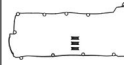
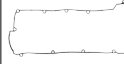













HYUNDAI

Ltr.	Motor	Power (kW)	Model	Year	Part 1	Part 2	Part 3	Part 4	Part 5	Part 6	Part 7	Part 8	Part 9	Part 10	Part 11			
2,0	G4BP G4JP-EG G4JP-G	96-106 kW (131-144 PS)	SONATA IV	10/01	<p>01-53410-01</p> 	<p>02-53410-01</p> 			<p>61-53410-00 22311-38100 86 Ø MLS</p> 	<p>14-55075-01 22320-38000 (10x)</p> 	<p>15-53484-01 22441-38003 +22442-23500 +22443-38010 (4x)</p> 	<p>12-52718-02 22224-38010 (16x)</p> 	<p>71-53483-00 </p> <p>28411-38000</p> 	<p>71-52908-00 </p> <p>28521-33020</p> 	<p>70-31414-10</p> 	<p>81-53279-10 </p> <p>21321-42031 44x60 A SL RD FPM</p> 	<p>81-53331-00 </p> <p>21443-25000 85x103 A SL LD MVQ</p> 	<p>81-53246-00 N</p> <p>22144-38001 35x50 A SL RD FPM</p> 
2,0	G4CP G4CP-DM	74-96 kW (101-131 PS)	SONATA II SONATA III	09/88-06/98	<p>01-52480-02 20910-33001</p> 	<p>02-52480-02 20920-33000</p> 			<p>61-52480-00 22311-33000 86.5 Ø</p> 		<p>15-52469-01</p> 	<p>12-52718-02 22224-38010 (16x)</p> 	<p>71-52912-10 </p> <p>28521-33020</p> 	<p>71-52908-00 </p> <p>28521-33020</p> 	<p>71-53177-00</p> 	<p>81-53279-10 </p> <p>21321-42031 44x60 A SL RD FPM</p> 	<p>81-53322-10 </p> <p>21321-42041 80x96 A SL LD FPM</p> 	<p>81-53246-00 N</p> <p>22144-38001 35x50 A SL RD FPM</p> 







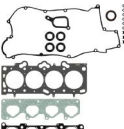







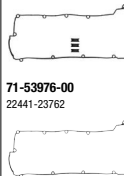














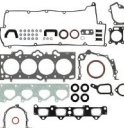



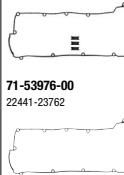









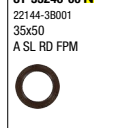
HYUNDAI

HYUNDAI															
Ltr.															
2,0	G4CP-D	96-102 kW (130-139 PS)	SONATA II SONATA III	01/91-06/98	01-52480-01 	02-52480-01 			61-52480-00 22311-33000 86,5 Ø 		15-52469-01 	12-52718-02 22224-38010 (16x) 16x 70-52718-00 22224-38010 	71-52481-00 71-52471-00 	71-52476-00 	81-53278-00 44x60 A SL RD NBR 81-53222-10 21321-42041 80x96 A SL LD FPM 81-53246-00 N 22144-38001 35x50 A SL RD FPM
2,0	G4GC G4GC-G	100-102 kW (136-139 PS)	COUPE II ELANTRA III	06/00-08/09					61-53970-00 22311-23700 	14-55097-01 22321-23000 (8x) +22321-23010 (2x) 	15-54306-01 22441-23500 +22442-23500 (3x) +22443-23001 (4x) 08/02 15-53976-01 22441-23762 09/02 → 	12-53678-01 22224-23500 (16x) 16x 70-53678-00 22224-23500 	71-53977-00 28411-23600 71-53978-00 28521-23005 	70-31414-10 	81-53979-00 21421-23020 37 6x49 A SL RD FPM 81-53981-00 21443-33005 80x96 A SL LD FPM 81-53246-00 N 22144-38001 35x50 A SL RD FPM

HYUNDAI

<p>Ltr. </p>	<p>2,0 G4GC</p>	<p>102-104 kW (139-141 PS)</p>	<p>ELANTRA IV HIGHWAY TIBURON TRAJET</p>	<p>08/96-05/10</p>											
<p>2,0 G4GC</p>	<p>102-104 kW (139-141 PS)</p>	<p>08/96-05/10</p>	<p>ELANTRA IV HIGHWAY TIBURON TRAJET</p>	<p>08/96-05/10</p>		<p>02-53970-01 20920-23H00</p>			<p>61-53970-00 22311-23700</p> 	<p>14-55097-01 22321-23000 (8x) +22321-23010 (2x)</p> 	<p>15-53976-01 22441-23762</p>  <p>71-53976-00 22441-23762</p> 	<p>12-53678-01 22224-23500 (16x)</p>  <p>70-53678-00 22224-23500</p> 	<p>71-53977-00 </p> <p>28411-23600</p>  <p>71-53978-00 </p> <p>28521-23005</p> 	<p>70-31414-10</p> 	<p>81-53979-00 </p> <p>21421-23020 37,6x49 A SL RD FPM</p>  <p>81-53981-00 </p> <p>21443-33005 80x96 A SL LD FPM</p>  <p>81-53246-00 </p> <p>22144-3B001 35x50 A SL RD FPM</p> 
<p>2,0 G4GC</p>	<p>103 kW (140 PS)</p>	<p>09/08</p>	<p>ELANTRA IV ELANTRA V</p>	<p>09/08</p>		<p>02-53970-01 20920-23H00</p> 			<p>61-53970-00 22311-23700</p> 	<p>15-53976-01 22441-23762</p>  <p>71-53976-00 22441-23762</p> 	<p>12-53678-01 22224-23500 (16x)</p>  <p>70-53678-00 22224-23500</p> 	<p>71-53977-00 </p> <p>28411-23600</p>  <p>71-53978-00 </p> <p>28521-23005</p> 	<p>70-31414-10</p> 	<p>81-53979-00 </p> <p>21421-23020 37,6x49 A SL RD FPM</p>  <p>81-53981-00 </p> <p>21443-33005 80x96 A SL LD FPM</p>  <p>81-53246-00 </p> <p>22144-3B001 35x50 A SL RD FPM</p> 	

HYUNDAI

<p>Ltr. </p>	<p>2,0 G4GC</p>	<p>104-105 kW (141-143 PS)</p>	<p> ELANTRA III ELANTRA IV</p>	<p> 06/00-06/11</p>		<p>01-53970-04 20910-23C00</p>			<p>02-53970-04 20920-23C00</p>							<p>61-53970-00 22311-23700</p>			<p>14-55097-01 22321-23000 (8x) +22321-23010 (2x)</p>			<p>15-53976-01 22441-23762</p>			<p>12-53678-01 22224-23500 (16x)</p>			<p>71-53977-00  28411-23600</p>			<p>70-31414-10 </p>			<p>81-53979-00  21421-23020 37,6x49 A SL RD FPM</p>		<p>81-53981-00  21443-33005 80x96 A SL LD FPM</p>		<p>81-53246-00 N 22144-3B001 35x50 A SL RD FPM</p>	
<p>2,0 G4GC</p>	<p>104-105 kW (141-143 PS)</p>	<p>i30 TUCSON TUCSON</p>	<p>06/04</p>	<p>01-53970-01 20910-23H00</p>		<p>02-53970-01 20920-23H00</p>						<p>61-53970-00 22311-23700</p>		<p>14-55097-01 22321-23000 (8x) +22321-23010 (2x)</p>		<p>15-53976-01 22441-23762</p>		<p>12-53678-01 22224-23500 (16x)</p>		<p>71-53977-00  28411-23600</p>		<p>70-31414-10 </p>		<p>81-53979-00  21421-23020 37,6x49 A SL RD FPM</p>		<p>81-53981-00  21443-33005 80x96 A SL LD FPM</p>		<p>81-53246-00 N 22144-3B001 35x50 A SL RD FPM</p>											


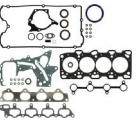
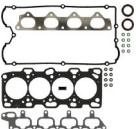
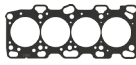

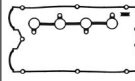













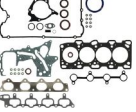

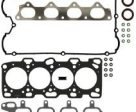





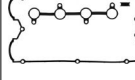






















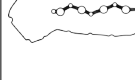
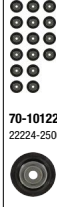














HYUNDAI													
2,0	G4GC	105 kW (143 PS)	COUPE II TIBURON										
Ltr.				1									
2,0	G4GF	102-115 kW (139-154 PS)	COUPE I LANTRA II TIBURON										
2,0	G4GF	104 kW (141 PS)	LANTRA II										

<p>61-53970-00 22311-23700</p>	<p>14-55097-01 22321-23000 (8x) +22321-23010 (2x)</p>	<p>15-53976-01 22441-23762</p>	<p>12-53678-01 22224-23500 (16x)</p>	<p>71-53977-00 </p> <p>28411-23600</p> <p>71-53978-00 </p> <p>28521-23005</p>	<p>70-31414-10</p>	<p>81-53979-00 </p> <p>21421-23020 37,6x49 A SL RD FPM</p> <p>81-53981-00 </p> <p>21443-33005 80x96 A SL LD FPM</p> <p>81-53246-00 N</p> <p>22144-3B001 35x50 A SL RD FPM</p>
---	--	---	---	---	---------------------------	---

<p>01-53290-01 20910-23800</p>	<p>02-53290-01 20920-23800</p>	<p>61-53290-00 22311-23000 84 0 MLS</p>	<p>15-53208-01</p>	<p>12-53678-01 22224-23500 (16x)</p>	<p>71-53206-00 </p> <p>22224-23500 (16x)</p> <p>71-53207-00 </p>	<p>70-31414-10</p>	<p>81-53979-00 </p> <p>21421-23020 37,6x49 A SL RD FPM</p> <p>81-53981-00 </p> <p>21443-33005 80x96 A SL LD FPM</p> <p>81-53246-00 N</p> <p>22144-3B001 35x50 A SL RD FPM</p>
---	---	--	---------------------------	---	--	---------------------------	---

<p>61-53290-00 22311-23000 84 0 MLS</p>	<p>12-53678-01 22224-23500 (16x)</p>	<p>71-53206-00 </p> <p>22224-23500 (16x)</p> <p>71-53207-00 </p>	<p>70-31414-10</p>	<p>81-53246-00 N</p> <p>22144-3B001 35x50 A SL RD FPM</p>
--	---	--	---------------------------	---










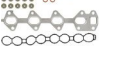











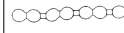










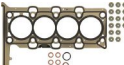














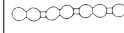






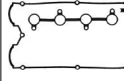












HYUNDAI

<p>Ltr. </p>	<p>2,0 G4JP</p>	<p>96-100 kW (131-136 PS)</p>	<p>SONATA IV</p>	<p>06/98-11/04</p>	<p>01-10038-01 20910-38C00</p> 	<p>02-10038-01 20920-38C00</p> 			<p>61-10038-00 22311-38200 88 Ø 0,5 mm MLS</p> 	<p>14-55075-01 22320-38000 (10x)</p> 	<p>15-53484-01 22441-38003 +22442-23500 +22443-38010 (4x)</p> 	<p>12-52718-05 22224-38000 (8X) +22224-38010 (8X)</p> 	<p>71-53483-00  28411-38000</p>  <p>71-52908-00  28521-33020</p> 	<p>70-31414-10</p> 	<p>81-53279-10  21321-42031 44x60 A SL RD FPM</p>  <p>81-53331-00  21443-25000 85x103 A SL LD MVQ</p>  <p>81-53246-00  22144-38001 35x50 A SL RD FPM</p> 
<p>2,0 G4JP</p>	<p>100 kW (136 PS)</p>	<p>TRAJET</p>	<p>03/00-07/08</p>	<p>01-10038-01 20910-38C00  ⇒ 02/04</p> 	<p>02-10038-01 20920-38C00  ⇒ 02/04</p> 		<p>61-10038-00 22311-38200 88 Ø 0,5 mm MLS  ⇒ 02/04</p> 	<p>14-55075-01 22320-38000 (10x)  ⇒ 02/04</p> 	<p>15-53484-01 22441-38003 +22442-23500 +22443-38010 (4x)  ⇒ 02/04</p> 	<p>12-52718-05 22224-38000 (8X) +22224-38010 (8X)</p> 	<p>71-53483-00   28411-38000  ⇒ 02/04</p>  <p>71-52908-00  28521-33020  ⇒ 02/04</p> 	<p>70-31414-10</p> 	<p>81-53279-10  21321-42031 44x60 A SL RD FPM  ⇒ 02/04</p>  <p>81-53331-00  21443-25000 85x103 A SL LD MVQ  ⇒ 02/04</p>  <p>81-53246-00  22144-38001 35x50 A SL RD FPM  ⇒ 12/06</p> 		
<p>2,0 G4KA</p>	<p>106 kW (144 PS)</p>	<p>SONATA V</p>	<p>05/05-12/10</p>		<p>61-10141-00 22311-25013 87,8 Ø MLS  ⇒ 05/07</p> 	<p>14-10383-01</p> 	<p>71-10110-00 22441-26100  ⇒ 08/09</p> 	<p>12-10122-01 22224-25000 (16X)</p>  <p>70-10122-00 22224-25000</p> 	<p>71-10116-00  28313-26000  ⇒ 01/08</p>  <p>71-10118-00  28314-26000  ⇒ 01/08</p>  <p>71-10111-00  28521-25010</p> 	<p>70-31414-10</p> 	<p>81-33489-10  21421-26100 42x55 RD FPM</p>  <p>81-54098-00  21443-26000 85x103 A SL LD FPM</p> 				



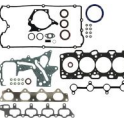

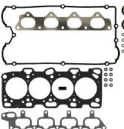







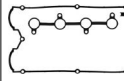




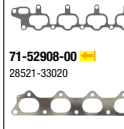













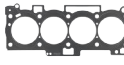


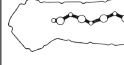






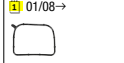








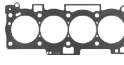


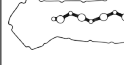












HYUNDAI																		
2,0	G4KD	110-122 kW (150-166 PS)	ix35 SONATA V SONATA VI	01/08	01-10141-01 20910-26L02 	02-10141-01 20920-26L02 			61-10141-00 22311-25013 87,8 Ø MLS 	14-10383-01 	71-10110-00 22441-26100 	12-10122-01 22224-25000 (16x) 	71-10116-00 2x 28313-26000 	71-10118-00 2x 28314-26000 	71-11607-00 28521-26700 	70-31414-10 	81-33489-10 21421-26100 42x55 RD FPM 	81-54098-00 21443-26000 85x103 A SL LD FPM
2,0	G4NA	110 kW (149-150 PS)	CRETA	01/16-01/21	01-11335-01 20910-2EU14	02-11335-01 20920-2EU14			61-11335-00 22311-2E100 82,5 Ø MLS	14-19042-01 22320-2E000 (6x) +22321-2E000 (4x) ⇒ 04/20 	15-18984-01 22441-2E000 +22443-2E000 (4x) 	12-10122-01 22224-25000 (16x) 	71-18980-00 4x 28313-2E050 	71-18977-00 28521-2E000 	70-31414-10 	81-35144-00 21421-2E000 40x52 A SL RD FPM 	81-10632-00 21443-2E000 85x119 A SL LD FPM 	
2,0	G4NA	110-115 kW (150-156 PS)	TUSCON	06/15-09/20	01-11335-01 20910-2EU14 ⇒ 03/18→	02-11334-01 20920-2EU07 ⇒ 03/18 02-11335-01 20920-2EU14 ⇒ 03/18→		61-11334-00 22311-2E080 82,5 Ø MLS ⇒ 03/18 61-11335-00 22311-2E100 82,5 Ø MLS ⇒ 03/18→	14-19042-01 22320-2E000 (6x) +22321-2E000 (4x) ⇒ 04/20 	15-18984-01 22441-2E000 +22443-2E000 (4x) 	12-10122-01 22224-25000 (16x) 	71-18980-00 4x 28313-2E050 	71-18977-00 28521-2E000 	70-31414-10 	81-35144-00 21421-2E000 40x52 A SL RD FPM 	81-10632-00 21443-2E000 85x119 A SL LD FPM 		
2,0	G4NA G4NC	110-131 kW (150-178 PS)	ELANTRA V ix35 ix35 GDi i30 i30 GDi i40 I i40 I GDi SONATA VII	07/11	01-11315-01 20910-2EA00 	02-11315-01 20920-2EA00 		61-11315-00 22311-2E000 82,5 Ø MLS 	14-19042-01 22320-2E000 (6x) +22321-2E000 (4x) 	15-18984-01 22441-2E000 +22443-2E000 (4x) 	12-10122-01 22224-25000 (16x) 	71-18980-00 4x 28313-2E050 	71-18977-00 28521-2E000 	70-31414-10 	81-35144-00 21421-2E000 40x52 A SL RD FPM 	81-10632-00 21443-2E000 85x119 A SL LD FPM 		

HYUNDAI															
2,0	G4NC	120-122 kW (163-166 PS)	i30 TUCSON GDI	06/15											
Ltr.															
2,2	D4EB	102-114 kW (139-155 PS)	GRANDEUR CRDI SANTA FÉ II CRDI	03/06-12/12	<p>01-10004-01 20910-27F40</p> <p>01-10004-02</p>	<p>02-10004-01 20920-27F40</p> <p>02-10004-02</p>		<p>04-10285-01 </p>	<p>61-10022-00 </p> <p>22311-27850 88,5 Ø 1,1 mm MLS</p> <p>61-10022-10</p> <p>22311-27860 88,5 Ø 1,2 mm MLS</p> <p>61-10022-20 </p> <p>22311-27870 88,5 Ø 1,3 mm MLS</p>	<p>14-10372-01 22321-27400 (10x)</p>	<p>15-53447-01 22441-27400 +22443-27001 (4x)</p>	<p>12-53438-02 22224-27900 (16x)</p>	<p>71-10105-00 </p> <p>28411-27400</p> <p>71-10106-00 </p> <p>28521-27400</p>	<p>70-31414-10</p>	<p>81-35144-00 K </p> <p>21421-2E000 40x52 A SL RD FPM</p> <p>81-10632-00 K </p> <p>21443-2E000 85x119 A SL LD FPM</p>
2,2	D4EB	110-114 kW (150-155 PS)	SANTA FÉ II CRDI	11/05-12/11	<p>01-10004-01 20910-27F40</p> <p>01-10004-02</p>	<p>02-10004-01 20920-27F40</p> <p>02-10004-02</p>			<p>61-10022-00 </p> <p>22311-27850 88,5 Ø 1,1 mm MLS</p> <p>61-10022-10</p> <p>22311-27860 88,5 Ø 1,2 mm MLS</p> <p>61-10022-20 </p> <p>22311-27870 88,5 Ø 1,3 mm MLS</p>	<p>14-10372-01 22321-27400 (10x)</p>	<p>15-53447-01 22441-27400 +22443-27001 (4x)</p>	<p>12-53438-02 22224-27900 (16x)</p>	<p>71-10105-00 </p> <p>28411-27400</p> <p>71-10106-00 </p> <p>28521-27400</p>	<p>70-31414-10</p>	<p>81-53442-00 K </p> <p>21335-27000 32x45 A SL RD NBR</p> <p>81-53343-00 K </p> <p>21443-2A200 91x111 A SL LD MVQ</p> <p>81-53441-00 N</p> <p>22144-27000 36x50 A SL RD NBR</p>







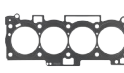

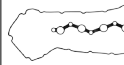












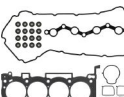




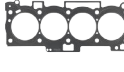

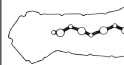












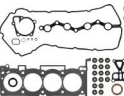


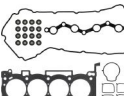
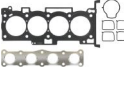





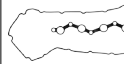













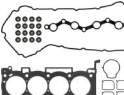
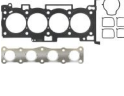





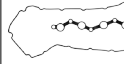












HYUNDAI

<p>Ltr.   </p>	<p>2,2 D4HB 142-149 KW (193-203 PS) SANTA FÉ III CRDI 02/18</p>	<p>01-10016-02   01-10248-01 20910-2FH00   </p>	<p>02-10016-02   02-10248-01 20920-2FH00   </p>			<p>61-10248-00  22311-2F660 86,2 Ø 1,2 mm MLS 61-10248-10 22311-2F650 86,2 Ø 1,3 mm MLS 61-10248-20  22311-2F670 86,2 Ø 1,4 mm MLS </p>	<p>14-10371-01 22321-2F000 (10x) </p>	<p>15-10001-01 22441-2F000 +22443-2F000 +22133-2F000 (4x) </p>	<p>12-10130-01 22224-2F001 (16x)  70-10130-00 22224-2F001 </p>	<p>71-10127-00  28312-2F000  71-10128-00  28521-2F600 </p>	<p>70-31414-10 </p>	<p>81-10409-10  21355-2FRC0 60x72 A SL RD FPM </p>
<p>2,2 D4HB 145-147 KW (197-200 PS) GRAND SANTA FÉ SANTA FÉ II CRDI SANTA FÉ III CRDI 01/09</p>	<p>01-10016-01 20910-2FB00    01-10016-02  </p>	<p>02-10016-01 20920-2FB00    02-10016-02  </p>			<p>61-10016-00  86,5 Ø 1,2 mm MLS 61-10016-10 86,5 Ø 1,3 mm MLS 1  61-10016-20  86,5 Ø 1,4 mm MLS 2  </p>	<p>14-10371-01 22321-2F000 (10x) </p>	<p>15-10001-01 22441-2F000 +22443-2F000 +22133-2F000 (4x) </p>	<p>12-10130-01 22224-2F001 (16x)  70-10130-00 22224-2F001 </p>	<p>71-10127-00  28312-2F000  71-10128-00  28521-2F600 </p>	<p>70-31414-10 </p>	<p>81-10409-10  21355-2FRC0 60x72 A SL RD FPM </p>	
<p>2,4 G4JS 99-107 KW (135-145 PS) H-1 06/01-04/04</p>						<p>14-55075-01 22320-38000 (10x) </p>	<p>15-53484-01 22441-38003 +22442-23500 +22443-38010 (4x) </p>	<p>12-52718-05 22224-38000 (8X) +22224-38010 (8X) </p>	<p>71-53483-00  28411-38000  71-52908-00  28521-33020 </p>	<p>70-31414-10 </p>	<p>81-53279-10  21321-42031 44x60 A SL RD FPM  81-53331-00  21443-25000 85x103 A SL LD MVQ  81-53246-00  22144-38001 35x50 A SL RD FPM </p>	

HYUNDAI

<p>Ltr. </p>	<p>2,4 G4JS G4JS-G</p>	<p>100-107 kW (136-146 PS)</p>	<p>SANTA FÉ I</p>	<p>08/00</p>		<p>01-10038-01 20910-38C00</p>			<p>02-10038-01 20920-38C00</p>							<p>61-10038-00 22311-38200 88 Ø 0,5 mm MLS</p>			<p>14-55075-01 22320-38000 (10x)</p>			<p>15-53484-01 22441-38003 +22442-23500 +22443-38010 (4x)</p>			<p>12-52718-05 22224-38000 (8X) +22224-38010 (8X)</p>			<p>71-53483-00  28411-38000</p>			<p>70-31414-10 </p>			<p>81-53279-10  21321-42031 44x60 A SL RD FPM</p>		<p>81-53331-00  21443-25000 85x103 A SL LD MVQ</p>		<p>81-53246-00  22144-38001 35x50 A SL RD FPM</p>		<p>81-53331-00  21443-25000 85x103 A SL LD MVQ</p>	
<p>2,4 G4KC</p>	<p>119 kW (162 PS)</p>	<p>SONATA V</p>	<p>01/05-12/10</p>		<p>02-10012-01 20920-26B01  09/09→</p>			<p>61-10012-00 22311-25212 89,5 Ø MLS</p>			<p>14-10383-01</p>			<p>71-10110-00 22441-26100  09/09→</p>			<p>12-10122-01 22224-25000 (16x)</p>			<p>71-10116-00   01/08→</p>			<p>71-10118-00  28314-26000  01/08→</p>			<p>71-10111-00  28521-25010</p>			<p>81-33489-10  21421-26100 42x55 RD FPM</p>		<p>16x</p>	<p>81-53331-00  21443-25000 85x103 A SL LD MVQ</p>									
<p>2,4 G4KC</p>	<p>128 kW (174 PS)</p>	<p>SONATA VI</p>	<p>06/09-11/10</p>		<p>02-10012-01 20920-26B01  09/09→</p>			<p>61-10012-00 22311-25212 89,5 Ø MLS</p>			<p>14-10383-01</p>			<p>71-10110-00 22441-26100  09/09→</p>			<p>12-10122-01 22224-25000 (16x)</p>			<p>71-10116-00  28313-26000</p>			<p>71-10118-00  28314-26000  01/08→</p>			<p>71-10111-00  28521-25010</p>			<p>81-33489-10  21421-26100 42x55 RD FPM</p>		<p>16x</p>	<p>81-53331-00  21443-25000 85x103 A SL LD MVQ</p>									

HYUNDAI

<p>Ltr.  2,4 G4KC 131 kW (178 PS) SONATA VI 11/10-12/15 </p>					<p>61-10012-00 22311-25212 89,5 Ø MLS</p> 	<p>14-10383-01</p> 	<p>71-10110-00 22441-26100</p> 	<p>12-10122-01 22224-25000 (16x)</p> 	<p>71-10116-00  2x 28313-26000</p>  <p>71-10118-00  2x 28314-26000</p>  <p>71-11607-00 28521-26700</p> 	<p>70-31414-10</p> 	<p>81-33489-10  21421-26100 42x55 RD FPM</p>  <p>81-54098-00  21443-26000 85x103 A SL LD FPM</p> 
<p>2,4 G4KE 125-130 kW (170-177 PS) ix35 SANTA FÉ II SANTA FÉ III 09/09</p>		<p>02-10012-01 20920-26B01</p>   			<p>61-10012-00 22311-25212 89,5 Ø MLS</p> 	<p>14-10383-01</p> 	<p>71-10110-00 22441-26100</p> 	<p>12-10122-01 22224-25000 (16x)</p>  <p>70-10122-00 16x 22224-25000</p> 	<p>71-10116-00  2x 28313-26000</p>  <p>71-10118-00  2x 28314-26000</p>  <p>71-10111-00 28521-25010</p> 	<p>70-31414-10</p> 	<p>81-33489-10  21421-26100 42x55 RD FPM</p>  <p>81-54098-00  21443-26000 85x103 A SL LD FPM</p> 
<p>2,4 G4KE 128 kW (174 PS) SANTA FÉ II 07/10-12/12</p>	<p>01-10012-01 20910-2GH02</p>   	<p>02-10012-01 20920-26B01</p>   			<p>61-10012-00 22311-25212 89,5 Ø MLS</p> 	<p>14-10383-01</p> 	<p>71-10110-00 22441-26100</p> 	<p>12-10122-01 22224-25000 (16x)</p>  <p>70-10122-00 16x 22224-25000</p> 	<p>71-10116-00  2x 28313-26000</p>  <p>71-10118-00  2x 28314-26000</p>  <p>71-10111-00 28521-25010</p> 	<p>70-31414-10</p> 	<p>81-33489-10  21421-26100 42x55 RD FPM</p>  <p>81-54098-00  21443-26000 85x103 A SL LD FPM</p> 
<p>2,4 G4KE 129-131 kW (175-178 PS) ix35 TUSCON 09/09-12/13</p>		<p>02-10012-01 20920-26B01</p>   			<p>61-10012-00 22311-25212 89,5 Ø MLS</p> 	<p>14-10383-01</p> 	<p>71-10110-00 22441-26100</p> 	<p>12-10122-01 22224-25000 (16x)</p>  <p>70-10122-00 16x 22224-25000</p> 	<p>71-10116-00  2x 28313-26000</p>  <p>71-10118-00  2x 28314-26000</p>  <p>71-11607-00 28521-26700</p> 	<p>70-31414-10</p> 	<p>81-33489-10  21421-26100 42x55 RD FPM</p>  <p>81-54098-00  21443-26000 85x103 A SL LD FPM</p> 

































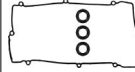















HYUNDAI

Ltr.	Motor	Power	Model	Year	Image 1	Image 2	Image 3	Image 4	Image 5	Image 6	Image 7	Image 8	Image 9	Image 10	Image 11		
2,5	D4BF	59 kW (80 PS)	H-1 TD	03/00-09/00													
									<p>61-52252-20 22311-42855 92,5 Ø 1,5 mm</p>			<p>15-52244-02</p>	<p>12-52906-01 22224-35000 (8X)</p>	<p>71-53732-00 </p> <p>28520-42070</p>	<p>70-31414-10</p>	<p>81-53279-10 K </p> <p>21321-42031 44x60 A SL RD FPM</p> <p>81-53322-10 K </p> <p>21321-42041 80x96 A SL LD FPM</p> <p>81-53246-00 N</p> <p>22144-3B001 35x50 A SL RD FPM</p>	
2,5	D4BF D4BH 4D56-T	59-74 kW (80-101 PS)	GALLOPER II TD H-1 H-1 D H-1 TCI H-1 TD H-1 TDIC	07/93					<p>61-52252-10 22311-42515 92,5 Ø 1,45 mm</p>	<p>61-52252-20 22311-42855 92,5 Ø 1,5 mm</p>	<p>61-52252-30 22311-42525 92,5 Ø 1,55 mm</p>	<p>14-55015-01 22321-32000 (18X)</p>	<p>15-52244-02</p>	<p>12-52906-01 22224-35000 (8X)</p>	<p>71-53732-00 </p> <p>28520-42070</p>	<p>70-31414-10</p>	<p>81-53279-10 K </p> <p>21321-42031 44x60 A SL RD FPM</p> <p>81-53322-10 K </p> <p>21321-42041 80x96 A SL LD FPM</p> <p>81-53246-00 N</p> <p>22144-3B001 35x50 A SL RD FPM</p>




HYUNDAI




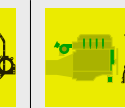













Ltr.	Engine	Power	Model	Year	Image 1	Image 2	Image 3	Image 4	Image 5	Image 6	Image 7	Image 8	Image 9	Image 10	Image 11
2,5	D4BH	73 kW (99 PS)	H-1 TD	03/00-10/06											
								<p>04-10236-01 </p> <p></p> <p>01/01</p>	<p>61-52252-10 22311-42515 92,5 Ø 1,45 mm</p> <p>61-52252-20 22311-42855 92,5 Ø 1,5 mm</p> <p>61-52252-30 22311-42525 92,5 Ø 1,55 mm</p> <p></p>	<p>14-55015-01 22321-32000 (18X)</p> <p></p>	<p>15-52244-02</p> <p></p>	<p>12-52906-01 22224-35000 (8X)</p> <p></p>	<p>71-53732-00 </p> <p>28520-42070</p> <p></p>	<p>70-31414-10</p> <p></p>	<p>81-53279-10 </p> <p>21321-42031 44x60 A SL RD FPM</p> <p></p> <p>81-53322-10 </p> <p>21321-42041 80x96 A SL LD FPM</p> <p></p> <p>81-53246-00 </p> <p>22144-3B001 35x50 A SL RD FPM</p> <p></p>
2,5	D4CB	81-103 kW (110-140 PS)	H-1 CRDi	12/02-12/07					<p>61-53415-00 22311-4A010 92,35 Ø 0,78 mm MLS</p> <p>61-53415-10 22311-4A000 92,35 Ø 0,84 mm MLS</p> <p>61-53415-20 22311-4A020 92,35 Ø 1 mm MLS</p> <p></p>	<p>14-55072-01 22321-4A000 (18X)</p> <p></p>	<p>71-12752-00 22441-4A400</p> <p></p>	<p>12-53499-01 22224-4A000 (16X)</p> <p></p>	<p>71-53501-00 </p> <p>28355-4A001</p> <p></p> <p>71-53502-00 </p> <p>28513-4A001</p> <p></p>	<p>70-31414-10</p> <p></p>	<p>81-53498-00 </p> <p>21320-47280 48x62 A SL RD FPM</p> <p></p> <p>81-53497-00 </p> <p>21443-4A000 91x114 A SL LD FPM</p> <p></p>
2,5	D4CB	81-120 kW (110-163 PS)	H-1 CRDi	07/01-10/05					<p>61-53415-00 22311-4A010 92,35 Ø 0,78 mm MLS</p> <p>61-53415-10 22311-4A000 92,35 Ø 0,84 mm MLS</p> <p>61-53415-20 22311-4A020 92,35 Ø 1 mm MLS</p> <p></p>	<p>14-55072-01 22321-4A000 (18X)</p> <p></p>		<p>12-53499-01 22224-4A000 (16X)</p> <p></p>	<p>71-53501-00 </p> <p>28355-4A001</p> <p></p> <p>71-53502-00 </p> <p>28513-4A001</p> <p></p>	<p>70-31414-10</p> <p></p>	<p>81-53498-00 </p> <p>21320-47280 48x62 A SL RD FPM</p> <p></p> <p>81-53497-00 </p> <p>21443-4A000 91x114 A SL LD FPM</p> <p></p>

HYUNDAI




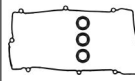









<p>Ltr.  2,5 D4CB</p> <p> 100-125 kW (136-170 PS)</p> <p> 02/08</p> <p></p> <p></p> <p></p> <p></p> <p></p> <p></p> <p></p> <p></p> <p></p> <p></p> <p></p>	<p>61-53415-00 22311-4A010 92,35 Ø 0,78 mm MLS</p> <p>61-53415-10 22311-4A000 92,35 Ø 0,84 mm MLS</p> <p>61-53415-20 22311-4A020 92,35 Ø 1 mm MLS</p> 	<p>14-55072-01 22321-4A000 (18X)</p> 	<p>71-12752-00 22441-4A400</p> 	<p>12-53499-01 22224-4A000 (16X)</p> 	<p>71-53501-00 </p> <p>28355-4A001</p>  <p>71-53502-00 </p> <p>28513-4A001</p> 	<p>70-31414-10</p> 	<p>81-53498-00 </p> <p>21320-47280 48x62 A SL RD FPM</p>  <p>81-53497-00 </p> <p>21443-4A000 91x114 A SL LD FPM</p> 
<p>2,7 G6BA</p> <p>121-129 kW (165-175 PS)</p> <p>09/00-08/09</p> <p>COUPE II V6 SANTA FÉ I SANTA FÉ I V6 SONATA IV V6 TRAJET V6</p>	<p>61-10082-00 </p> <p>22311-37310 88,5 Ø MLS</p>  <p>61-10083-00 </p> <p>22311-37320 88,5 Ø MLS</p> 	<p>15-10681-01  10/03</p> 	<p>12-53678-02 22224-23500 (12x)</p>  <p>70-53678-00 22224-23500</p> 	<p>71-10682-00 </p> <p>28411-37200</p>  <p>71-10683-00 </p> <p>28521-37104</p> 	<p>70-31414-10</p> 	<p>81-10431-00 </p> <p>21421-35011 37x50 A SL RD FPM</p>  <p>81-53343-00 </p> <p>21443-2A200 91x111 A SL LD MVQ</p>  <p>81-17539-10 </p> <p>22144-37101 30x42 A SL LD ACM</p>  <p>81-53453-00 </p> <p>22144-39001 30x42 SL RD MVQ</p> 	<p>2x</p> <p>2x</p> <p>24x</p> <p>2x</p>

HYUNDAI

Ltr.  2,7 G6BA 127-129 kW (173-175 PS)  TRAJET TUSCON  04/04-11/10

				<p>61-10082-00 L 22311-37310 88,5 Ø MLS</p>  <p>61-10083-00 R 22311-37320 88,5 Ø MLS</p> 			<p>12-53678-02 22224-23500 (12x)</p>  <p>70-53678-00 22224-23500</p> 	<p>71-10682-00 L 2x 28411-37200</p>  <p>71-10683-00 2x 28521-37104</p> 	<p>70-31414-10</p> 	<p>81-10431-00 K ←</p> <p>21421-35011 37x50 A SL RD FPM</p>  <p>81-53343-00 K →</p> <p>21443-2A200 91x111 A SL LD MVQ</p>  <p>81-17539-10 N</p> <p>22144-37101 30x42 A SL LD ACM</p>  <p>81-53453-00 N 2x</p> <p>22144-39001 30x42 SL RD MVQ</p> 
--	--	--	---	---	--	--	---	---	---	---




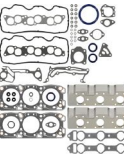






















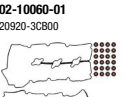







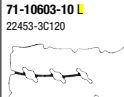
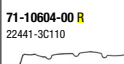


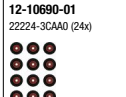
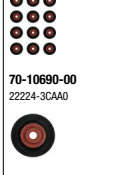


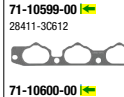












2,7 G6BA-G 121-129 kW (165-175 PS)

				<p>61-10082-00 L 22311-37310 88,5 Ø MLS</p>  <p>61-10083-00 R 22311-37320 88,5 Ø MLS</p> 		<p>15-10681-01 2x  10/03 →</p> 	<p>12-53678-02 22224-23500 (12x)</p>  <p>70-53678-00 22224-23500</p> 	<p>71-10682-00 L 2x 28411-37200</p>  <p>71-10683-00 2x 28521-37104</p> 	<p>70-31414-10</p> 	<p>81-10431-00 K ←</p> <p>21421-35011 37x50 A SL RD FPM</p>  <p>81-53343-00 K →</p> <p>21443-2A200 91x111 A SL LD MVQ</p>  <p>81-53453-00 N 2x</p> <p>22144-39001 30x42 SL RD MVQ</p>  <p>81-17539-10 N</p> <p>22144-37101 30x42 A SL LD ACM</p> 
--	--	--	--	---	--	--	---	---	---	--

HYUNDAI

Ltr.	Motor	Power	Model	Year	Image 1	Image 2	Image 3	Image 4	Image 5	Image 6	Image 7	Image 8	Image 9	Image 10	Image 11	Image 12
2,7	G6EA	125-147 kW (170-200 PS)	GRANDEUR SANTA FÉ I SANTA FÉ II	11/00-12/12 [NEW]												
									<p>61-11371-00 L 22311-3E100 89 Ø MLS</p> <p>61-11373-00 R 22311-3E150 89 Ø MLS</p>			<p>12-53678-02 22224-23500 (12x)</p> <p>70-53678-00 22224-23500</p>	<p>2x</p> <p>71-10682-00 </p> <p>28411-37200</p> <p>71-10683-00 </p> <p>28521-37104</p> <p>2x</p>	<p>70-31414-10</p>	<p>81-10431-00 K </p> <p>21421-35011 37x50 A SL RD FPM</p> <p>81-53343-00 K </p> <p>21443-2A200 91x111 A SL LD MVQ</p>	
2,9	J3(CRDi)	110 kW (150 PS)	TERRACAN CRDi	11/01-07/03					<p>61-53370-00 100,5 Ø MLS</p>			<p>71-53466-00 </p> <p>12-53494-01</p>	<p>71-53463-00 </p> <p>71-53464-00 </p> <p>0K551-13461</p>	<p>70-31414-10</p>	<p>81-53426-00 K </p> <p>50x68 A SL RD FPM</p> <p>81-53467-00 N </p> <p>38x52 A SL RD FPM</p>	
2,9	J3(CRDi)	110 kW (150 PS)	TERRACAN CRDi	11/01-12/06					<p>61-53370-00 100,5 Ø MLS </p> <p>61-11316-00 22311-4X700 100,5 Ø MLS </p> <p>12/03 →</p>			<p>71-53466-00 </p> <p>12-53494-01</p>	<p>71-53463-00 </p> <p>71-53464-00 </p> <p>0K551-13461</p>	<p>70-31414-10</p>	<p>81-53426-00 K </p> <p>50x68 A SL RD FPM</p> <p>81-53467-00 N </p> <p>38x52 A SL RD FPM</p>	
2,9	J3(CRDi)	120 kW (163 PS)	TERRACAN CRDi	11/03-12/06					<p>61-11316-00 22311-4X700 100,5 Ø MLS</p>			<p>12-53494-01</p>	<p>71-53463-00 </p> <p>71-53464-00 </p> <p>0K551-13461</p>	<p>70-31414-10</p>	<p>81-53426-00 K </p> <p>50x68 A SL RD FPM</p> <p>81-53467-00 N </p> <p>38x52 A SL RD FPM</p>	

HYUNDAI

<p>Ltr.  3,0 G6AT 104-107 KW (141-146 PS) GALLOPER II V6 SONATA II V6 SONATA III V6</p> <p>01/91-12/03 </p>	<p> 01-52693-01</p> 	<p> 02-52693-01</p> 			<p> 61-52693-00 2x 92,5 Ø</p> 	<p> 14-55063-01 2x</p> 	<p> 71-52694-00 2x</p> 	<p> 12-52906-02</p> 	<p> 71-52692-00 2x</p> 	<p> 70-31414-10</p> 	<p> 81-53254-00 K↔ 37x50 A SL RD MVQ</p> <p> 81-53343-00 K↔ 21443-2A200 91x111 A SL LD MVQ</p> <p> 81-53246-00 N 2x 22144-3B001 35x50 A SL RD FPM</p> <p></p>
<p>3,3 G6DB 171-198 KW (233-269 PS) EQUUS GENESIS GRANDEUR SANTA FÉ I SANTA FÉ II SONATA V</p> <p>10/04-12/14</p>	<p> 01-10060-01 20910-3CB00</p> 	<p> 02-10060-01 20920-3CB00</p> 			<p> 61-10059-00 L 22311-3CAAD MLS</p>  <p> 61-10060-00 R 22311-3CAB0 MLS</p> 	<p> 14-10597-01 22321-3C100 (16x)</p> 	<p> 71-10603-10 L 22453-3C120</p>  <p> 71-10604-00 R 22441-3C110</p> 	<p> 12-10690-01 22224-3CAAD (24x)</p>  <p> 70-10690-00 22224-3CAAD 24x</p> 	<p> 71-10599-00 L↔ 28411-3C612</p>  <p> 71-10600-00 L↔ 28411-3C622</p>  <p> 71-10601-00 28521-3C702</p>  <p> 71-10602-00 28521-3C712</p> 	<p> 70-31414-10</p> 	<p> 81-10418-00 K↔ 21352-3C700 45x62 A SL RD FPM</p> <p> 81-53343-00 K↔ 21443-2A200 91x111 A SL LD MVQ</p> <p></p>

Haftungsausschluss

(für Katalog)

Alle Angaben in unserem Katalog wurden von uns sorgfältig geprüft, sind jedoch unverbindlich. Ersatzansprüche wegen Katalogangaben werden von uns nicht anerkannt. Der Käufer ist selbst verpflichtet, zu prüfen, ob unsere Teile für seine Zwecke geeignet sind. In allen Zweifelsfällen sollte Rücksprache mit unserem technischen Kundendienst erfolgen **Tel. +49 731 7046 999**.

Technische Weiterentwicklungen oder Änderungen bleiben vorbehalten, soweit damit keine Nachteile für den Kunden verbunden sind.

Angaben, Namens- und Markenzeichen, Beschreibungen, Nummern von Fahrzeugnummern und Herstellerzeichen, Original-Ersatzteilnummern der Fahrzeug- und Motorenhersteller u. a. sind ausschließlich für interne Zwecke gedacht. Solche Kennzeichnungen dürfen Fahrzeugbesitzern gegenüber nicht verwendet werden.

Wir weisen ausdrücklich darauf hin, dass alle von uns gelieferten Teile von geschultem Fachpersonal einzubauen sind. Reinz haftet für Fehler in diesem Katalog nur, wenn diese für den Kunden nicht offenbar erkennbar sind sowie nur bei Vorsatz und grober Fahrlässigkeit von Reinz, eines Vertreters oder eines Erfüllungsgehilfen. Dieser Haftungsausschluss gilt nicht im Rahmen

des Anwendungsbereichs des Produkthaftungsgesetzes und nicht bei Verletzung von Körper, Leben und Gesundheit, sowie bei der Verletzung von sog. Kardinalpflichten. Darüber hinaus ist unsere Haftung für Schäden, insbesondere für Personen-, Sach- oder Vermögensschäden, die unmittelbar oder mittelbar im Zusammenhang mit der Nutzung dieses Kataloges auftreten, sowie für nicht voraussehbare Schäden ausgeschlossen.

Reinz ist Inhaber aller Schutzrechte an den in diesem Katalog gespeicherten Daten. Kopie, Nachdruck, ganze oder teilweise Übernahme der Inhalte und Vervielfältigung, auch auszugsweise, ist nur mit unserer vorheriger schriftlicher Zustimmung sowie mit unserem Urheberrechtsvermerk zulässig.

Für Bestellungen, welche ab dem Erscheinungsdatum eines neuen Katalogs getätigt werden, sind alleine die Angaben des neuen Katalogs maßgeblich. Auf Angaben im Vorkatalog kann bei Neubestellungen nicht mehr zurückgegriffen werden.

Sofern Sie noch Fragen haben, bitten wir Sie, sich mit uns in Verbindung zu setzen.

VictorReinz.com/AGB

Exclusion of Liability

(for catalog)

All details in our catalog have been thoroughly checked by us but are however not binding. Right to damages on account of catalog details will not be recognized. The purchaser is obliged to check if our parts are suitable for their use. In all doubtful cases, the purchaser should consult our technical customer service under **+49 731 7046 999**.

We reserve the right to further technical developments or changes as long as no disadvantage for the customer results.

Details, name and trademarks, descriptions, numbers from vehicle numbers and manufacturer symbols, original vehicle replacement part numbers and engine manufacturer etc. are solely for internal use. Such labels must not be used with vehicle owners.

We specifically point out that all parts supplied by us must be assembled by trained specialists.

Reinz is liable for mistakes in this catalog only when they are not clearly recognizable for the customer, as well as by intent or gross negligence on the part of Reinz, its representative or vicarious agent. This exclusion of liability does not apply within the framework of the field of

application of the product liability laws and not by bodily harm, life and health, as well as by violation of cardinal duties. In addition, our liability for damages, especially personal, property or financial damages that occur directly or indirectly as a result of the use of this catalog, as well as non-foreseeable damages are excluded.

Reinz is the owner of all patent rights on the data stored in this catalog. Copies, reprints, whole or partial takeover of the contents and duplication even in excerpts are only permissible with our prior written approval, as well as with our copyright note.

For orders placed after the publication date of a new catalog, only the details in the new catalog are binding and no fall back to details in the previous catalog is possible.

In case you have further questions, do not hesitate to contact us.

VictorReinz.com/AGB

VictorReinz.com

reinz.info@dana.com

Technical Hotline +49 (0)731 7046-9 99

REINZ-Dichtungs-GmbH

Reinzstrasse 3-7
89233 Neu-Ulm
Germany
+49 (0)731 7046-0

VICTOR REINZ[®]

