


VICTOR REINZ®



ISUZU
Q3 / 2023



VictorReinz.com/online-catalog

Victor Reinz®

at a Glance



Online Catalog

VictorReinz.com/online-catalog



Newsletter

VictorReinz.com/EN/News/Newsletter.aspx?region



Youtube

www.youtube.com/user/VictorReinzSealingEN



Catalog News

VictorReinz.com/news



Technical Service Information

VictorReinz.com/tsi



Facebook

www.facebook.com/VictorReinzParts



Just seal it!

VictorReinz.com/jsi



Technical Datasheet

VictorReinz.com/jsi-datasheet



LinkedIn

www.linkedin.com/showcase/victor-reinz-emea




Safety Datasheet

VictorReinz.com/jsi-datasheet

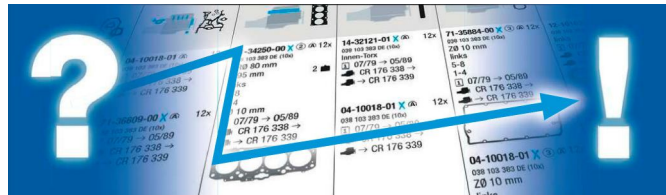


Homepage

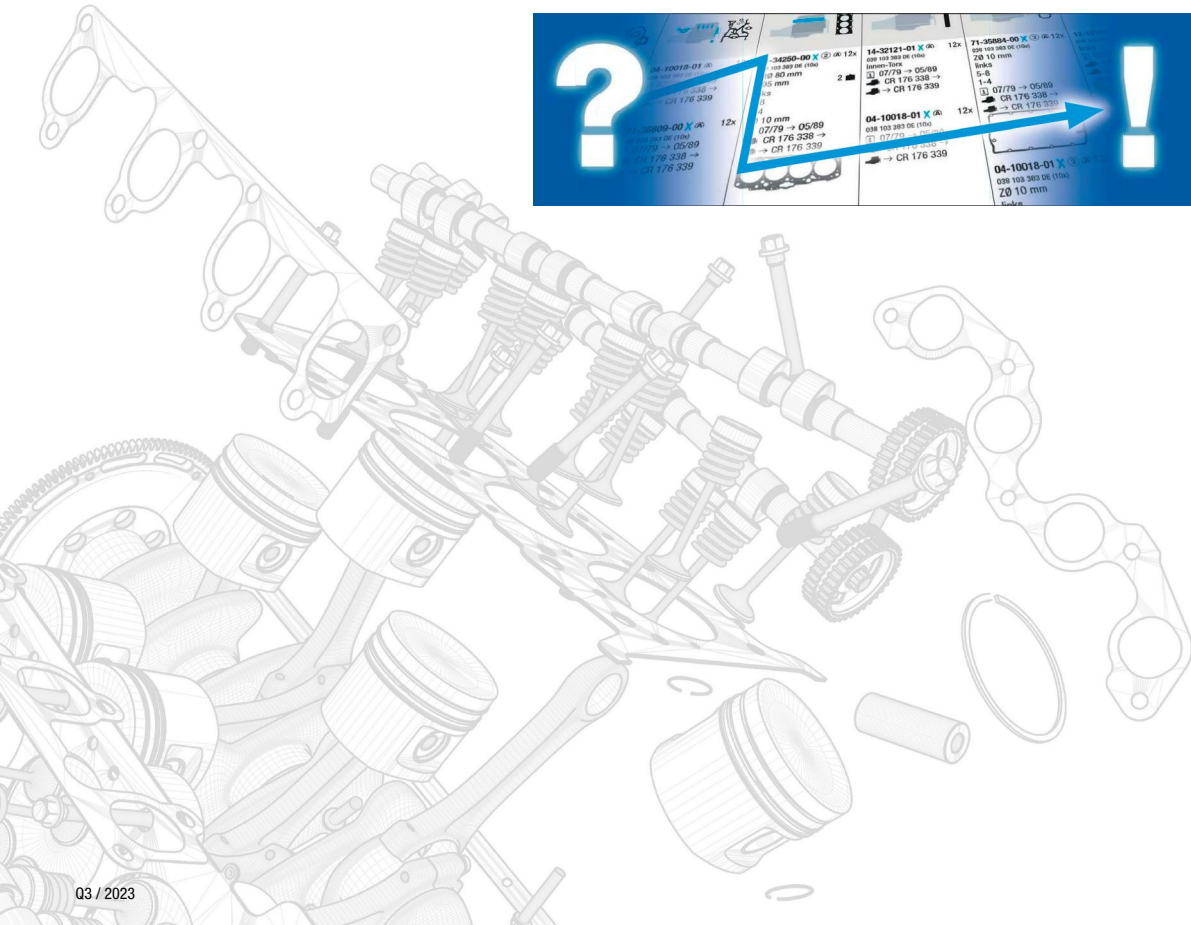
VictorReinz.com



[VictorReinz.com/catalog-info](https://www.victorreinz.com/catalog-info)



[VictorReinz.com/catalog-how-to-use](https://www.victorreinz.com/catalog-how-to-use)



ISUZU






























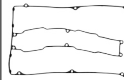
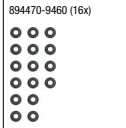







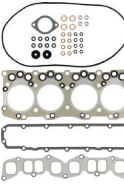








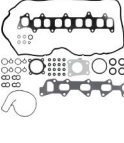





















0-9	
4BD1	18
4FD1	7
4HK1-E5C	18
4HK1-E5N	18
4HK1-E5S	18
4HK1-TCN	19
4HK1-XN	19
4JA1	8-9
4JA1-AG	8
4JA1-L	8
4JA1-T	8
4JA1-TC	8
4JB1	10-11
4JB1-T	11
4JB1-TC	12
4JG2	17
4JG2-T	17
4JG2-TC	17
4JH1-TC	12
4JJ1-E4C-L	13
4JJ1-TC	13-14
4JJ1-TCX	14-15
4JJ3-TCX	15
4JK1-E5-TC	9
4JK1-E5S-L	9
4JK1-TC	9
4JK1-TCX	10
4JK1-TCY	9
4JX1	16
4JX1-T	16
4JX1-TC	16
4XE1	5
4XE1-UW	5
4ZC1	6
4ZC1-T	6
4ZD1	7
4ZE1	10
6BD1	19
6HE1-T	20
6HH1-N	21
6HH1-S	21
6HK1-TC	20
6HK1-TCC	20
6HK1-TCN	20






























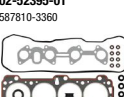

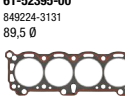
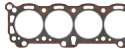
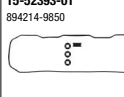
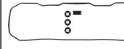



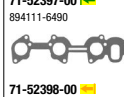




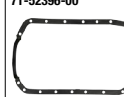














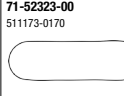




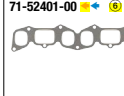



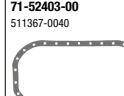









6HK1-TCS	21
6VD1 (DOHC)	17
6VD1 (SOHC)	17
6VE1	18
C	
C190	5
C223	6
C223-T	6
C24-SE	8
C240	8
G	
G161-Z	5
G200-Z	6
R	
RZ4E-TC	5















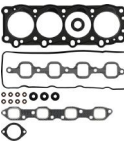




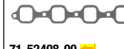























ISUZU

<p>Ltr.   </p>											
<p>1,6 G161-Z 74 kW (101 PS)</p>					<p>61-52390-00 94216870 82,5 Ø</p> 		<p>71-52386-00 94200715</p> 	<p>12-52733-01 94207284</p>  <p>70-52733-10</p> 	<p>11-52389-01  94207284</p> 	<p>71-52387-00 94204431</p> 	
<p>1,6 4XE1 84-93 kW (114-126 PS) GEMINI GEMINI GTI 03/88-12/90</p>	<p>01-52890-02 94386049</p>	<p>02-52890-02</p>			<p>61-52890-00 94429626 81 Ø</p> 			<p>12-52829-02 894470-9460 (12x)</p> 	<p>71-53073-00  71-53074-00  8-94457315-1</p> 		
<p>1,6 4XE1-UW 97-103 kW (132-140 PS)</p>	<p>01-53085-01 894331-5322</p> 	<p>02-53085-01 94331533</p> 			<p>61-53085-00 81 Ø</p> 		<p>71-52833-00 94360527</p> 	<p>12-52829-01 894470-9460 (16x)</p> 	<p>71-52831-00  94437058 71-53074-00  8-94457315-1</p> 		<p>81-53336-00  8-94327063-0 87x100 B SL LD MVQ  81-53226-00  8-94215220-0 30x45 A SL OD MVQ </p>
<p>1,9 C190 40 kW (54 PS)</p>		<p>02-52400-01 94030182</p> 			<p>61-52400-00 511141-0731 87,5 Ø MLS</p> 		<p>71-52323-00 511173-0170</p> 	<p>12-52834-01 8-97120307-0 (8x)</p>  <p>70-52834-00 8-97120307-0</p>  <p>8x</p>	<p>71-52401-00  </p> 		
<p>1,9 RZ4E-TC 110-120 kW (150-163 PS) D-MAX D-MAX Ddi D-MAX DDi MU-X DDi 11/15</p>	<p>01-11133-01 81806</p> 	<p>02-11133-01 81806</p> 			<p>61-10814-00 8-98346416-0 81,2 Ø 0,95 mm MLS</p> <p>61-10814-10 8-98346417-0 81,2 Ø 1 mm MLS</p> <p>61-10814-20 8-98346418-0 81,2 Ø 1,05 mm MLS</p> 	<p>14-18344-01 8-98273485-0 (10x)</p>  <p>1 1 </p> <p>2 2 </p> <p>3 3 </p>	<p>15-18346-01 8-98304025-0 +8-98336417-0 (4X) +8-98336418-0 +8-98336419-0</p>  <p>71-18346-00 8-98304025-0</p> 	<p>12-18517-01 8-98250249-0 (16x)</p>  <p>70-18517-00 8-98250249-0</p>  <p>16x</p>	<p>71-18348-00  8-98332282-0</p>  <p>71-18350-00  8-98247606-2</p> 	<p>70-31414-10 </p> 	<p>81-10616-00  8-98259275-0 57x76 AB SL RD FPM  81-10617-00  8-98259276-0 83x108 AB SL LD FPM </p>














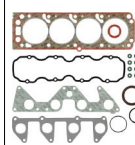




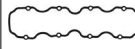










































ISUZU

<p>Ltr.  2,0 G200-Z 58 kW (79 PS) CAMPO  06/85-12/88  1</p>		 <p>02-52392-01 894255-4551</p>			 <p>61-52392-00 94213809 88 Ø</p>		 <p>71-52386-00 94200715</p> 	 <p>12-52733-01</p>  <p>70-52733-10</p> 	 <p>71-52391-00  2x 94210402</p>  <p>11-52389-01  94207284</p> 	 <p>71-52387-00 94204431</p> 	 <p>81-53287-00  50x68 A SL RD FPM</p>  <p>81-53327-00  9-09924449-0 82x105 A SL LD MVQ</p> 
<p>2,0 4ZC1 61-110 kW (83-150 PS) MIDI CAMPO D  06/85-08/92 4ZC1-T PIAZZA Turbo</p>	 <p>01-52395-01 894124-6250</p> 	 <p>02-52395-01 587810-3360</p> 			 <p>61-52395-00 849224-3131 89,5 Ø</p> 		 <p>15-52393-01 894214-9850</p> 	 <p>12-52733-01</p>  <p>70-52733-10</p> 	 <p>71-52397-00  894111-6490</p>  <p>71-52398-00  894246-1091</p> 	 <p>71-52396-00</p> 	 <p>81-53268-00  8-94214912-0 40x56 A SL LD MVQ</p>  <p>81-53077-00  8-97071561-1 95x118 A SL LD FPM</p>  <p>81-53226-00 N 8-94215220-0 30x45 A SL OD MVQ</p> 
<p>2.2 C223 39-53 kW (53-72 PS) CAMPO D  01/83-12/91 C223-T KB TROOPER D TROOPER TD</p>	 <p>01-52405-01 894167-7800</p> 	 <p>02-52405-01 894248-8300</p> 			 <p>61-52405-00 894156-0780 89 Ø MLS</p> 		 <p>71-52323-00 511173-0170</p> 	 <p>12-52834-01 8-97120307-0 (8X)</p>  <p>70-52834-00 8-97120307-0</p>  <p>8x</p>	 <p>71-52401-00   894111-6490</p> 	 <p>71-52403-00 511367-0040</p> 	 <p>81-53298-00  65x84 A SL NR NBR</p>  <p>81-53327-00  9-09924449-0 82x105 A SL LD MVQ</p>  <p>81-53276-00 N 42x55 A SL RD FPM</p> 










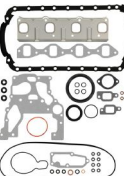
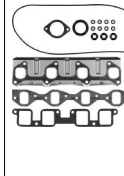
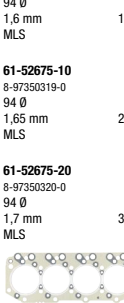
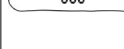
















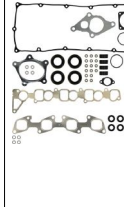
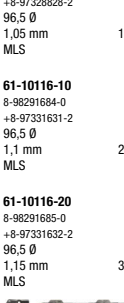

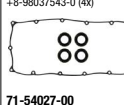













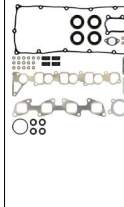
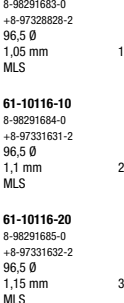
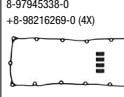









ISUZU

<p>Ltr. </p>											
<p>2,2 4FD1 45 kW (61 PS) FARGO Bus D MIDI D 01/83-12/95 </p>	<p>01-52410-01 894438-3150</p> 	<p>02-52410-01 894438-3180</p> 			<p>61-52410-00 894124-8800 89,5 Ø</p> 		<p>71-52404-00 94239140</p> 	<p>12-52733-01</p> 	<p>71-52407-00  94221022</p>  <p>71-52408-00  94221025</p> 	<p>71-52406-00</p> 	<p>81-53268-00  8-94214912-0 40x56 A SL LD MVQ</p>  <p>81-53077-00  8-97071561-1 95x118 A SL LD FPM</p>  <p>81-53221-00 N 5-09625053-1 28x47 A SL RD MVQ</p> 
<p>2,3 4ZD1 66-72 kW (90-98 PS) CAMPO TROOPER 09/84-12/91</p>	<p>01-52412-01 587810-3433</p> 	<p>02-52412-01 94335884</p> 			<p>61-52412-00 8-94324053-0 91 Ø 1,5 mm</p> 		<p>15-52393-01 894214-9850</p> 	<p>12-52733-01</p> 	<p>71-52411-00  894146-2490</p>  <p>71-52398-00  894246-1091</p> 	<p>71-52409-00 894152-7890</p> 	<p>81-53268-00  8-94214912-0 40x56 A SL LD MVQ</p>  <p>81-53077-00  8-97071561-1 95x118 A SL LD FPM</p>  <p>81-53226-00 N 8-94215220-0 30x45 A SL OD MVQ</p> 




ISUZU

<p>Ltr. </p>	<p>2,4 C24-SE</p>	<p>94 kW (128 PS)</p>	<p>KB</p>	<p> 06/04</p>											
<p>2,4 C240</p>	<p>44-51 kW (60-69 PS)</p>	<p>01-52400-02 587810-2082</p>	<p>02-52400-01 94030182</p>	<p>08-31965-02 8-92061971-0</p>				<p>61-26775-10 87,5 Ø 1,3 mm</p> 	<p>61-37455-00 ✗ 93282665 90 Ø MLS</p> 	<p>71-33367-00 8-90467661-0</p> 	<p>12-26546-01 8-90215296-0 (8X)</p> 	<p>71-26510-10  8-92060514-0</p> 	<p>71-25513-10  8-92060515-0</p> 	<p>70-31414-10 8-92060514-0</p> 	<p>81-25516-10  31x50 A SL RD FPM</p>  <p>81-38229-10  8-90298408-0 90x104 A SL LD</p>  <p>81-24909-10 N 8-90280463-0 35x48 A SL RD MVQ</p> 
<p>2,4 C240</p>	<p>44-51 kW (60-69 PS)</p>	<p>01-52400-02 587810-2082</p>	<p>02-52400-01 94030182</p>	<p>61-52400-00 511141-0731 87,5 Ø MLS</p>				<p>61-52400-00 511141-0731 87,5 Ø MLS</p> 	<p>71-52323-00 511173-0170</p> 	<p>12-52834-01 8-97120307-0 (8X)</p> 	<p>71-52401-00  8-92060515-0</p> 	<p>71-52403-00 511367-0040</p> 	<p>81-53287-00  50x68 A SL RD FPM</p> 	<p>81-53327-00  9-09924449-0 82x105 A SL LD MVQ</p> 	<p>81-53287-00  50x68 A SL RD FPM</p>  <p>81-53327-00  9-09924449-0 82x105 A SL LD MVQ</p> 
<p>2,5 4JA1 4JA1-AG 4JA1-L 4JA1-T 4JA1-TC</p>	<p>50-74 kW (68-101 PS)</p>	<p>D-MAX D-MAX CRDi D-MAX D1TD KB PICKUP TD</p>	<p>12/90</p>	<p>61-52675-00 8-97350318-0 94 Ø 1,6 mm MLS</p>				<p>61-52675-10 8-97350319-0 94 Ø 1,65 mm MLS</p> 	<p>61-52675-20 8-97350320-0 94 Ø 1,7 mm MLS</p> 	<p>14-32145-01 8-97133416-1 (18X)</p> 	<p>12-52834-01 8-97120307-0 (8X)</p> 	<p>71-53973-00  8-97301838-1</p> 	<p>70-52834-00 8-97120307-0</p> 	<p>81-53426-00  8-97049145-0 50x68 A SL RD FPM</p> 	<p>81-53077-00  8-97071561-1 95x118 A SL LD FPM</p> 

ISUZU

<p>Ltr.  2,5 4JA1</p>	<p>55 kW (75 PS)</p>	<p>CAMPO D KB</p>	<p>01/83-12/90</p>								
<p>2,5 4JA1</p>	<p>55 kW (75 PS)</p>	<p>CAMPO D KB</p>	<p>01/83-12/90</p>	<p>01-52675-01 8-97350318-0 94 Ø 1,6 mm MLS</p> 	<p>02-52675-01 8-94319-3700</p> 	<p>61-52675-00 8-97350318-0 94 Ø 1,6 mm MLS</p> <p>61-52675-10 8-97350319-0 94 Ø 1,65 mm MLS</p> <p>61-52675-20 8-97350320-0 94 Ø 1,7 mm MLS</p> 	<p>15-52414-02</p> 	<p>12-52834-01 8-97120307-0 (8X)</p>  <p>70-52834-00 8-97120307-0</p> 	<p>71-52962-00 </p>  <p>71-52963-00 </p>  <p>71-52964-00 </p> 	<p>71-52413-00</p> 	<p>81-53426-00 </p> <p>8-97049145-0 50x68 A SL RD FPM</p>  <p>81-53077-00 </p> <p>8-97071561-1 95x118 A SL LD FPM</p>  <p>81-53268-00 </p> <p>8-94214912-0 40x56 A SL LD MVQ</p> 
<p>2,5 4JK1-E5S-L 4JK1-ES-TC 4JK1-TCY</p>	<p>120 kW (163 PS)</p>	<p>D-MAX CRDi</p>	<p>06/12 [NEW]</p>	<p>01-54027-03 5-87816862-0</p> 	<p>02-54027-02 5-87816990-0</p> 	<p>61-10116-00 8-98291663-0 +8-97328828-2 96,5 Ø 1,05 mm MLS</p> <p>61-10116-10 8-98291684-0 +8-97331631-2 96,5 Ø 1,1 mm MLS</p> <p>61-10116-20 8-98291685-0 +8-97331632-2 96,5 Ø 1,15 mm MLS</p> 	<p>14-32006-01 8-98201019-0 (18x)</p> 	<p>15-54027-02 8-97945338-0 +8-98037543-0 (4x)</p>  <p>71-54027-00 8-97945338-0</p> 	<p>12-54047-01 8-97328647-0 (16x)</p>  <p>70-54047-00 8-97328647-0</p> 	<p>71-54031-00 </p> <p>8-98212999-0</p>  <p>71-54029-00 </p> <p>8-98229782-0</p> 	<p>70-31414-10</p>  <p>81-53426-00 </p> <p>8-97049145-0 50x68 A SL RD FPM</p>  <p>81-53077-00 </p> <p>8-97071561-1 95x118 A SL LD FPM</p> 
<p>2,5 4JK1-TC</p>	<p>80-100 kW (109-136 PS)</p>	<p>D-MAX CRDi D-MAX D1TD KB MU-X CRDi</p>	<p>10/06</p>	<p>01-54027-02</p> 	<p>02-54027-01</p> 	<p>61-10116-00 8-98291663-0 +8-97328828-2 96,5 Ø 1,05 mm MLS</p> <p>61-10116-10 8-98291684-0 +8-97331631-2 96,5 Ø 1,1 mm MLS</p> <p>61-10116-20 8-98291685-0 +8-97331632-2 96,5 Ø 1,15 mm MLS</p> 	<p>15-54027-01 8-97945338-0 +8-98216269-0 (4X)</p> 	<p>12-54047-01 8-97328647-0 (16x)</p> 	<p>71-54031-00 </p> <p>8-98212999-0</p>  <p>71-54029-00 </p> <p>8-98229782-0</p> 	<p>81-53426-00 </p> <p>8-97049145-0 50x68 A SL RD FPM</p>  <p>81-53077-00 </p> <p>8-97071561-1 95x118 A SL LD FPM</p> 	

ISUZU

Ltr.   

2,5 4JK1-TCX 56-100 kW (76-136 PS) D-MAX D-MAX CRDi MU-X CRDi 10/06 **[NEW]**



61-10116-00
8-98291683-0
+8-97328828-2
96,5 Ø
1,05 mm
MLS **1**

61-10116-10
8-98291684-0
+8-97331631-2
96,5 Ø
1,1 mm
MLS **2**


61-10116-20
8-98291685-0
+8-97331632-2
96,5 Ø
1,15 mm
MLS **3**


14-32006-01
8-98201019-0 (18x)

15-54027-02
8-97945338-0
+8-98037543-0 (4x)

71-54027-00
8-97945338-0


12-54047-01
8-97328647-0 (16x)


71-54031-00 
8-98212999-0

71-54029-00 
8-98229782-0

70-54047-00
8-97328647-0

70-31414-10

81-53426-00 
8-97049145-0
50x68
A SL RD FPM

81-53077-00 
8-97071561-1
95x118
A SL LD FPM

2,6 4ZE1 84-90 kW (114-122 PS) PICKUP TROOPER 11/86-08/96


01-52415-01
894335-9393

02-52415-01
894312-5881


61-52415-00
894174-2790
94 Ø


15-52393-01
894214-9850

12-52733-01

71-52398-00 
894246-1091

71-52409-00
894152-7890

81-53268-00 
8-94214912-0
40x56
A SL LD MVQ

81-53077-00 
8-97071561-1
95x118
A SL LD FPM

81-53226-00 **N**
8-94215220-0
30x45
A SL OD MVQ

2,8 4JB1 42-74 kW (57-101 PS) ELF D FRONTIER D 10/85-09/03


61-52675-00
8-97350318-0
94 Ø
1,6 mm
MLS **1**

61-52675-10
8-97350319-0
94 Ø
1,65 mm
MLS **2**


61-52675-20
8-97350320-0
94 Ø
1,7 mm
MLS **3**


14-32145-01
8-97133416-1 (18x)

12-52834-01
8-97120307-0 (8x)

71-53973-00 
8-97301838-1


71-52834-00
8-97120307-0

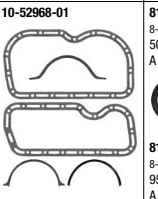
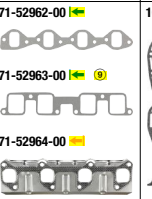

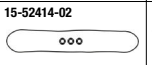

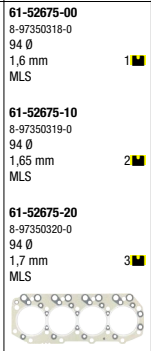
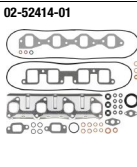
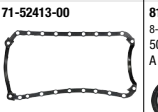

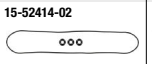

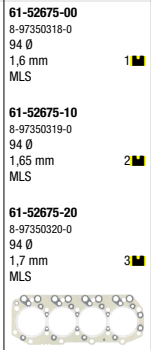
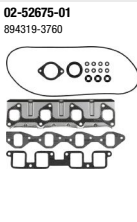
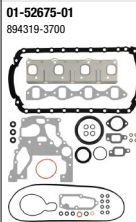

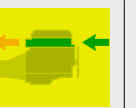
81-53426-00 
8-97049145-0
50x68
A SL RD FPM

81-53077-00 
8-97071561-1
95x118
A SL LD FPM















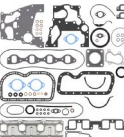
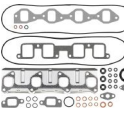
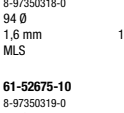

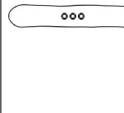
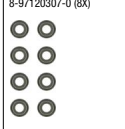
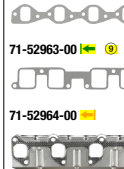
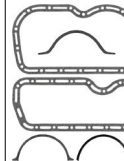
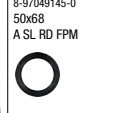





























81-53268-00 **N**
8-94214912-0
40x56
A SL LD MVQ

ISUZU
























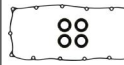




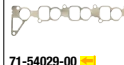














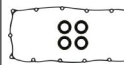
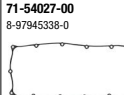



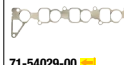

















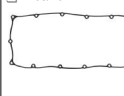











Ltr.  2,8 4JB1 74 kW (101 PS) TFR/TFS PICKUP D  09/91-08/99



2,8 4JB1-T 71-88 kW (97-120 PS) TROOPER TD VEGA TD 10/87-12/02

ISUZU															
Ltr. 															
2,8	4JB1-TC	67 kW (91 PS)	ELF TD	10/03	01-52414-01	02-52414-01		61-52675-00 8-97350318-0 94 Ø 1,6 mm MLS		15-52414-02	12-52834-01 8-97120307-0 (8X)	71-52962-00  8-97049145-0 50x68 A SL RD FPM	10-52968-01	81-53426-00  8-97049145-0 50x68 A SL RD FPM	
								61-52675-10 8-97350319-0 94 Ø 1,65 mm MLS				71-52963-00  8-97049145-0 50x68 A SL RD FPM		81-53077-00  8-97071561-1 95x118 A SL LD FPM	
								61-52675-20 8-97350320-0 94 Ø 1,7 mm MLS				71-52964-00  8-97049145-0 50x68 A SL RD FPM		81-53268-00  8-94214912-0 40x56 A SL LD MVQ	
												70-52834-00 8-97120307-0	8x 		
2,8	4JB1-TC	78 kW (106 PS)	KB TROOPER TD	10/88-09/03	01-52414-01	02-52414-01	04-10003-01 	61-52675-00 8-97350318-0 94 Ø 1,6 mm MLS		15-52414-02	12-52834-01 8-97120307-0 (8X)	71-52962-00  8-97049145-0 50x68 A SL RD FPM	10-52968-01	81-53426-00  8-97049145-0 50x68 A SL RD FPM	
								61-52675-10 8-97350319-0 94 Ø 1,65 mm MLS				71-52963-00  8-97049145-0 50x68 A SL RD FPM		81-53077-00  8-97071561-1 95x118 A SL LD FPM	
								61-52675-20 8-97350320-0 94 Ø 1,7 mm MLS				71-52964-00  8-97049145-0 50x68 A SL RD FPM		81-53268-00  8-94214912-0 40x56 A SL LD MVQ	
												70-52834-00 8-97120307-0	8x 		
3,0	4JH1-TC	88-96 kW (120-131 PS)	D-MAX D1TD VEGA D	01/99-06/12	01-52414-02			61-53900-00 8-97259601-0 97 Ø 1,4 mm MLS		15-52414-02	12-52834-01 8-97120307-0 (8X)	71-53973-00  8-97301838-1	70-31414-10	81-53426-00  8-97049145-0 50x68 A SL RD FPM	
								61-53900-10 8-97259602-0 97 Ø 1,45 mm MLS				71-52964-00  8-97049145-0 50x68 A SL RD FPM		81-53077-00  8-97071561-1 95x118 A SL LD FPM	
								61-53900-20 8-97259603-0 97 Ø 1,5 mm MLS							
															

ISUZU


<p>Ltr. </p>	<p>3,0 4JJ1-E4C-L 120 kW (163 PS) D-MAX CRDi D-MAX DTD 01/07-06/12 </p>											
<p>3,0 4JJ1-E4C-L 120 kW (163 PS) D-MAX CRDi D-MAX DTD 01/07-06/12</p>	<p>8-98291683-0 +8-97328828-2 96,5 Ø 1,05 mm MLS</p> <p>1 </p> <p>8-98291684-0 +8-97331631-2 96,5 Ø 1,1 mm MLS</p> <p>2 </p> <p>8-98291685-0 +8-97331632-2 96,5 Ø 1,15 mm MLS</p> <p>3 </p> 				<p>61-10116-00 8-98291683-0 +8-97328828-2 96,5 Ø 1,05 mm MLS</p> <p>1 </p> <p>61-10116-10 8-98291684-0 +8-97331631-2 96,5 Ø 1,1 mm MLS</p> <p>2 </p> <p>61-10116-20 8-98291685-0 +8-97331632-2 96,5 Ø 1,15 mm MLS</p> <p>3 </p> 	<p>14-32006-01 8-98201019-0 (16x)</p> 	<p>15-54027-02 8-97945338-0 +8-98037543-0 (4x) 1  ⇒ 08/10</p>  <p>71-54027-00 8-97945338-0 1  ⇒ 08/10</p> 	<p>12-54047-01 8-97328647-0 (16x)</p> 	<p>71-54031-00 </p> <p>8-98212999-0</p>  <p>71-54029-00 </p> <p>8-98229782-0</p> 	<p>70-31414-10</p> 	<p>81-53426-00 </p> <p>8-97049145-0 50x68 A SL RD FPM</p>  <p>81-53077-00 </p> <p>8-97071561-1 95x118 A SL LD FPM</p> 	
<p>3,0 4JJ1-TC 96-130 kW (131-177 PS) D-MAX CRDi KB MU-X CRDi MU-7 TD 06/04 [NEW]</p>	<p>01-54027-01</p> 	<p>02-54027-01</p> 			<p>61-10116-00 8-98291683-0 +8-97328828-2 96,5 Ø 1,05 mm MLS</p> <p>1 </p> <p>61-10116-10 8-98291684-0 +8-97331631-2 96,5 Ø 1,1 mm MLS</p> <p>2 </p> <p>61-10116-20 8-98291685-0 +8-97331632-2 96,5 Ø 1,15 mm MLS</p> <p>3 </p> 	<p>14-32006-01 8-98201019-0 (16x)</p> 	<p>15-54027-02 8-97945338-0 +8-98037543-0 (4x)</p>  <p>71-54027-00 8-97945338-0</p> 	<p>12-54047-01 8-97328647-0 (16x)</p>  <p>70-54047-00 8-97328647-0</p>  <p>16x</p>	<p>71-54031-00 </p> <p>8-98212999-0</p>  <p>71-54029-00 </p> <p>8-98229782-0</p> 	<p>70-31414-10</p> 	<p>81-53426-00 </p> <p>8-97049145-0 50x68 A SL RD FPM</p>  <p>81-53077-00 </p> <p>8-97071561-1 95x118 A SL LD FPM</p> 	
<p>3,0 4JJ1-TC 100-120 kW (136-163 PS) D-MAX CRDi D-MAX CRDi D-MAX DTD 01/07-12/12 [NEW]</p>	<p>01-54027-01</p> 	<p>02-54027-01</p> 			<p>61-10116-00 8-98291683-0 +8-97328828-2 96,5 Ø 1,05 mm MLS</p> <p>1 </p> <p>61-10116-10 8-98291684-0 +8-97331631-2 96,5 Ø 1,1 mm MLS</p> <p>2 </p> <p>61-10116-20 8-98291685-0 +8-97331632-2 96,5 Ø 1,15 mm MLS</p> <p>3 </p> 	<p>14-32006-01 8-98201019-0 (16x)</p> 	<p>15-54027-02 8-97945338-0 +8-98037543-0 (4x) 1  ⇒ 08/10</p>  <p>71-54027-00 8-97945338-0 1  ⇒ 08/10</p> 	<p>12-54047-01 8-97328647-0 (16x)</p>  <p>70-54047-00 8-97328647-0</p>  <p>16x</p>	<p>71-54031-00 </p> <p>8-98212999-0</p>  <p>71-54029-00 </p> <p>8-98229782-0</p> 	<p>70-31414-10</p> 	<p>81-53426-00 </p> <p>8-97049145-0 50x68 A SL RD FPM</p>  <p>81-53077-00 </p> <p>8-97071561-1 95x118 A SL LD FPM</p> 	

ISUZU														
Ltr.	3,0 4JJ1-TC	100-130 kW (136-177 PS)	D-MAX CRDi	06/12 [NEW]										
					<p>01-54027-01 8-98291683-0 +8-97328828-2 96,5 Ø 1,05 mm MLS</p> <p>02-54027-01 8-98291684-0 +8-97331631-2 96,5 Ø 1,1 mm MLS</p> <p>61-10116-00 8-98291683-0 +8-97328828-2 96,5 Ø 1,05 mm MLS</p> <p>61-10116-10 8-98291684-0 +8-97331631-2 96,5 Ø 1,1 mm MLS</p> <p>61-10116-20 8-98291685-0 +8-97331632-2 96,5 Ø 1,15 mm MLS</p>			<p>15-54027-01 8-97945338-0 +8-98216269-0 (4X)</p> <p>12-54047-01 8-97328647-0 (16x)</p> <p>71-54031-00 </p> <p>8-98212999-0</p> <p>71-54029-00 </p> <p>8-98229782-0</p> <p>70-54047-00 </p> <p>8-97328647-0</p> <p>16x</p>	<p>81-53426-00 </p> <p>8-97049145-0 50x68 A SL RD FPM</p> <p>81-53077-00 </p> <p>8-97071561-1 95x118 A SL LD FPM</p>					
	3,0 4JJ1-TCX	107 kW (146 PS)	D-MAX D MU-7 TD	01/04-10/13 [NEW]					<p>61-10116-00 8-98291683-0 +8-97328828-2 96,5 Ø 1,05 mm MLS</p> <p>61-10116-10 8-98291684-0 +8-97331631-2 96,5 Ø 1,1 mm MLS</p> <p>61-10116-20 8-98291685-0 +8-97331632-2 96,5 Ø 1,15 mm MLS</p>	<p>14-32006-01 8-98201019-0 (18x)</p> <p>15-54027-02 8-97945338-0 +8-98037543-0 (4x)</p> <p>71-54027-00 8-97945338-0</p> <p>12-54047-01 8-97328647-0 (16x)</p> <p>71-54031-00 </p> <p>8-98212999-0</p> <p>71-54029-00 </p> <p>8-98229782-0</p> <p>70-54047-00 </p> <p>8-97328647-0</p> <p>16x</p>	<p>70-31414-10 </p> <p>81-53426-00 </p> <p>8-97049145-0 50x68 A SL RD FPM</p> <p>81-53077-00 </p> <p>8-97071561-1 95x118 A SL LD FPM</p>			


ISUZU

Ltr.  3,0 4JJ1-TCX 107-130 kW (146-177 PS) D-MAX CRDi KB MU-X CRDi MU-7 TD 08/10 **[NEW]**



01-11367-01
8-98291688-0
+8-97328828-2
96,5 Ø
1,05 mm
MLS

1 ⇒ 12/14



02-11314-01
5-87816903-2
1 ⇒ 12/14

02-11367-01
5-87818497-0
1 ⇒ 01/15→



61-10116-00
8-98291683-0
+8-97328828-2
96,5 Ø
1,05 mm
MLS
1 ⇒ 12/14

61-10116-10
8-98291684-0
+8-97331631-2
96,5 Ø
1,1 mm
MLS
2 ⇒ 12/14


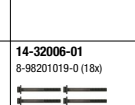
61-10116-20
8-98291685-0
+8-97331632-2
96,5 Ø
1,15 mm
MLS
3 ⇒ 12/14

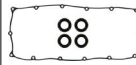


61-11254-00
8-97673523-0
+8-97328828-2
96,5 Ø
1,14 mm
MLS
1 ⇒ 01/15→


61-11254-10
8-97673524-0
+8-97331631-2
96,5 Ø
1,19 mm
MLS
2 ⇒ 01/15→

61-11254-20
8-97673525-0
+8-97331632-2
96,5 Ø
1,24 mm
MLS
3 ⇒ 01/15→




15-54027-02
8-97945338-0
+8-98037543-0 (4x)
1 ⇒ 12/14


15-22510-01
8-98228369-0
+8-98228371-0 (4X)
1 ⇒ 01/15→

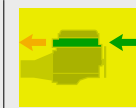



71-54027-00
8-97945338-0
1 ⇒ 12/14




71-22510-00
8-98228369-0
1 ⇒ 01/15→



12-54047-01
8-97328647-0 (16x)


70-54047-00
8-97328647-0




71-54031-00 
8-98212999-0


71-54029-00 
8-98229782-0




70-31414-10

81-53426-00 
8-97049145-0
50x68
A SL RD FPM


81-53077-00 
8-97071561-1
95x118
A SL LD FPM


3,0 4JJ3-TCX 140 kW (190 PS) D-MAX DDi MU-X DDi 11/19 **[NEW]**



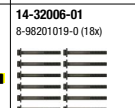
61-11254-00
8-97673523-0
+8-97328828-2
96,5 Ø
1,14 mm
MLS
1 ⇒ 12/14



61-11254-10
8-97673524-0
+8-97331631-2
96,5 Ø
1,19 mm
MLS
2 ⇒ 12/14




61-11254-20
8-97673525-0
+8-97331632-2
96,5 Ø
1,24 mm
MLS
3 ⇒ 12/14




15-22510-01
8-98228369-0
+8-98228371-0 (4X)
1 ⇒ 01/15→



71-22510-00
8-98228369-0

12-54047-01
8-97328647-0 (16x)




70-54047-00
8-97328647-0



71-54031-00 
8-98212999-0


71-54029-00 
8-98229782-0








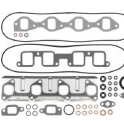


















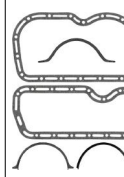













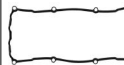














70-31414-10


81-53077-00 
8-97071561-1
95x118
A SL LD FPM











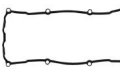









































ISUZU

Ltr.		1		01-53448-01		02-53448-01		04-10119-01		61-53365-00		14-32006-01		71-53448-00		12-53449-01		71-53441-00		81-53426-00	
3,0	4JX1	117 kW (159 PS)	TROOPER DTI	05/98-08/04						<p>8-97317556-0 96,5 Ø 1,35 mm</p> <p>1</p> <p>8-97317557-0 96,5 Ø 1,4 mm</p> <p>2</p> <p>8-97317558-0 96,5 Ø 1,45 mm</p> <p>3</p>	<p>8-98201019-0 (18x)</p>	<p>8-97160672-1</p>	<p>8-97173692-0 (16x)</p>	<p>8-97137098-1</p> <p>4x</p> <p>8-97137100-0</p>	<p>8-97049145-0 50x68 A SL RD FPM</p> <p>8-97071561-1 95x118 A SL LD FPM</p> <p>8-97049145-0 50x68 A SL RD FPM</p> <p>8-97071561-1 95x118 A SL LD FPM</p> <p>5-09625053-1 28x47 A SL RD MVQ</p> <p>5-09625053-1 28x47 A SL RD MVQ</p>						
3,0	4JX1-T 4JX1-TC	107-118 kW (146-160 PS)	MU D TROOPER DTI WIZARD TD	06/98-08/04						<p>8-97317556-0 96,5 Ø 1,35 mm</p> <p>1</p> <p>8-97317557-0 96,5 Ø 1,4 mm</p> <p>2</p> <p>8-97317558-0 96,5 Ø 1,45 mm</p> <p>3</p>	<p>8-98201019-0 (18x)</p>	<p>8-97160672-1</p>	<p>8-97173692-0 (16x)</p>	<p>8-97137098-1</p> <p>4x</p> <p>8-97137100-0</p>	<p>8-97049145-0 50x68 A SL RD FPM</p> <p>8-97071561-1 95x118 A SL LD FPM</p> <p>8-97049145-0 50x68 A SL RD FPM</p> <p>8-97071561-1 95x118 A SL LD FPM</p> <p>5-09625053-1 28x47 A SL RD MVQ</p> <p>5-09625053-1 28x47 A SL RD MVQ</p>						




















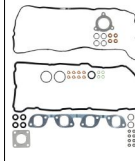
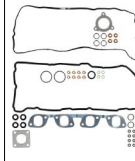










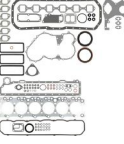
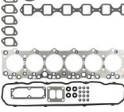












ISUZU

<p>Ltr. </p> <p>3,1 4JG2 72-92 kW (98-125 PS) 4JG2-T 4JG2-TC</p> <p> ELF TD KB TROOPER TD</p> <p> 08/91</p>	<p></p> <p>01-52414-01</p> 	<p></p> <p>02-52414-01</p> 			<p></p> <p>61-53020-00 8-97066196-0 96,5 Ø 1,4 mm MLS</p> <p>61-53020-10 8-97066197-0 96,5 Ø 1,45 mm MLS</p> <p>61-53020-20 8-97066198-0 96,5 Ø 1,5 mm MLS</p> 	<p></p> <p>14-32145-01 8-97133416-1 (18x)</p> 	<p></p> <p>15-52414-02</p> 	<p></p> <p>12-52834-01 8-97120307-0 (8x)</p>  <p>70-52834-00 8-97120307-0</p> 	<p></p> <p>71-52962-00 </p>  <p>71-52963-00  </p>  <p>71-52964-00 </p>  <p>8x</p>	<p></p> <p>10-52968-01</p> 	<p></p> <p>81-53426-00 </p> <p>8-97049145-0 50x68 A SL RD FPM</p>  <p>81-53077-00 </p> <p>8-97071561-1 95x118 A SL LD FPM</p>  <p>81-53268-00 </p> <p>8-94214912-0 40x56 A SL LD MVQ</p> 
<p>3,2 6VD1 (DOHC) 130-158 kW (177-215 PS) 6VD1 (SOHC)</p> <p> AMIGO FRONTIER FRONTIER D KB RODEO SPORT V6 RODEO V6 TROOPER WIZARD</p> <p>08/91-08/04</p>					<p>61-36195-00 </p> <p>8-97262094-0 MLS</p>  <p>61-36200-00 </p> <p>8-97262096-0 MLS</p> 	<p>14-18612-01 2x</p> <p>8-97011998-2 (8x)</p> 	<p>71-18516-00 2x</p> <p>8-97172394-0</p> 	<p>12-36204-01</p> <p>8-94324158-1 (12x) +8-97146733-0 (12x)</p>  <p>70-36204-00  AS 12x</p> <p>8-97146733-0</p>  <p>70-36206-00  ES 12x</p> <p>8-94324158-1</p> 	<p>71-36319-00  2x</p> <p>8-97237538-0</p>  <p>71-36317-00  2x</p> <p>8-97148717-0</p> 	<p>70-31414-10</p> 	<p>81-54097-00 </p> <p>8-97023373-0 42x55 A SL RD FPM</p>  <p>81-36227-00 </p> <p>95x118 B SL LD FPM</p> 

ISUZU

<p>Ltr.  3,5 6VE1</p> <p>147-187 kW (200-254 PS)</p> <p>AXIOM KB TFR/TFS PICKUP TROOPER V6 VEHICROSS</p> <p> 09/95-02/10</p>					<p>61-36195-00 R 8-97262094-0 MLS</p>  <p>61-36200-00 L 8-97262096-0 MLS</p> 	<p>14-18612-01 8-97011998-2 (8X)</p> 	<p>71-18516-00 8-97172394-0</p> 	<p>12-36204-01 8-94324158-1 (12x) +8-97146733-0 (12x)</p>  <p>70-36204-00 8-97146733-0 12x</p>  <p>70-36206-00 8-94324158-1 12x</p> 	<p>71-36319-00  2x 8-97237538-0</p>  <p>71-36317-00  2x 8-97148717-0</p> 	<p>70-31414-10</p> 	<p>81-54097-00 K  8-97023373-0 42x55 A SL RD FPM</p>  <p>81-36227-00 K  95x118 B SL LD FPM</p>  <p>81-36229-00 N  2x 30x45 AB SL RD FPM</p> 
<p>3,9 4BD1</p> <p>64-83 kW (87-113 PS)</p>		<p>02-53605-01</p> 			<p>61-53605-00 104,7 Ø 1,55 mm MLS</p> 			<p>12-53672-01</p> 	<p>11-53666-01  71-53662-00  2x</p> 	<p>71-53676-00</p> 	<p>81-53664-00 K  60x82 SL MVQ RD</p>  <p>81-53663-00 K  100x135 A METALL LD MVQ</p>  <p>81-53922-00 K  105x135 AB SL FILZ LD FPM</p> 
<p>5,2 4HK1-E5C 4HK1-E5N 4HK1-E5S</p> <p>114-204 kW (155-277 PS)</p>					<p>61-10829-00 8-97375433-0 115,5 Ø 1,5 mm MLS</p>  <p>61-10829-10 8-97375434-0 115,5 Ø 1,55 mm MLS</p>  <p>61-10829-20 8-97375435-0 115,5 Ø 1,6 mm MLS</p> 	<p>14-19072-01 8-98260005-0 (16x)</p> 	<p>71-18793-00 8-97331359-1</p> 	<p>12-19301-01 8-97376720-0 (16x)</p>  <p>70-19301-00 8-97376720-0 16x</p> 	<p>71-18794-00  8-97146499-2</p> 	<p>71-18795-00 8-97364386-0</p> 	<p>81-10621-00 K  8-97329780-0 109x137 FPM</p>  <p>81-10623-00 K  8-98334339-0 104x139 FPM</p> 

ISUZU

<p>Ltr.  5,2 4HK1-TCN 110 kW (150 PS) ELF D  1  10/03</p>					<p>61-10829-00 8-97375433-0 115,5 Ø 1,5 mm MLS  03/20→</p> <p>61-10829-10 8-97375434-0 115,5 Ø 1,55 mm MLS  03/20→</p> <p>61-10829-20 8-97375435-0 115,5 Ø 1,6 mm MLS  03/20→</p> 	<p>14-19072-01 8-98260005-0 (18x)</p> 	<p>71-18793-00 8-97331359-1</p> 		<p>71-18794-00 </p> <p>8-97146499-2</p> 	<p>70-31414-10</p> 	<p>81-10621-00 K↔ 8-97329780-0 109x137 FPM</p>  <p>81-10623-00 K↔ 8-98334339-0 104x139 FPM</p> 
<p>5,2 4HK1-XN 110 kW (150 PS) ELF D 10/03</p>		<p>02-11312-01 1-87815730-0</p> 		<p>61-10829-00 8-97375433-0 115,5 Ø 1,5 mm MLS</p> <p>61-10829-10 8-97375434-0 115,5 Ø 1,55 mm MLS</p> <p>61-10829-20 8-97375435-0 115,5 Ø 1,6 mm MLS</p> 	<p>14-19072-01 8-98260005-0 (18x)</p> 	<p>71-18793-00 8-97331359-1</p> 	<p>12-19301-01 8-97376720-0 (16x)</p> 	<p>71-18794-00 </p> <p>8-97146499-2</p> 	<p>71-18795-00 8-97364386-0</p> 	<p>81-10621-00 K↔ 8-97329780-0 109x137 FPM</p>  <p>81-10623-00 K↔ 8-98334339-0 104x139 FPM</p> 	
<p>5,8 6BD1 100-118 kW (136-160 PS)</p>	<p>01-53610-01 1-87810363-2</p> 	<p>02-53610-01</p> 		<p>61-53610-00 107 Ø 1,55 mm MLS</p> 			<p>12-53672-02</p> 	<p>71-53673-00 </p> <p>71-53662-00  3x</p> 	<p>71-53677-00</p> 	<p>81-53664-00 K↔ 60x82 SL MVQ RD</p>  <p>81-53663-00 K↔ 100x135 A METALL LD MVQ</p>  <p>81-53922-00 K↔ 105x135 AB SL FILZ LD FPM</p> 	

ISUZU

Ltr. 

7,1 6HE1-T




1

169 kW (230 PS)




7,1 6HE1-T 169 kW (230 PS)


61-11320-00
8-94395447-2
111 Ø
1,5 mm



14-19072-02
8-98260005-0 (13x)




71-18835-00  6x
8-94393672-4



70-31414-10



81-10625-00 K↔
8-98334482-0
104x137
FPM



81-10623-00 K↔
8-98334339-0
104x139
FPM




7,8 6HK1-TC
6HK1-TCN 141-191 kW (192-260 PS)


01-11311-01
1-87813250-0



02-11311-01
1-87813251-0






61-11311-00
8-97601819-5
115,8 Ø
1,5 mm





14-19072-02
8-98260005-0 (13x)




71-18831-00  
8-94391379-0





71-18834-00 
8-94391380-0





12-19301-02
8-97376720-0 (24x)



71-18258-00 
8-94390775-0



71-18835-00  6x
8-94393672-4



71-18860-00
8-94390617-0



81-10625-00 K↔
8-98334482-0
104x137
FPM




81-10623-00 K↔
8-98334339-0
104x139
FPM



7,8 6HK1-TCC 164-191 kW (223-260 PS)


01-11311-01
1-87813250-0



02-11311-01
1-87813251-0





61-11311-00
8-97601819-5
115,8 Ø
1,5 mm





14-19072-02
8-98260005-0 (13x)
 02/20→



71-18831-00 
8-94391379-0



71-18834-00 
8-94391380-0



12-19301-02
8-97376720-0 (24x)



71-18258-00 
8-94390775-0



71-18835-00  6x
8-94393672-4




71-18860-00
8-94390617-0



81-10625-00 K↔
8-98334482-0
104x137
FPM



81-10623-00 K↔
8-98334339-0
104x139
FPM



ISUZU																
Ltr.																
7,8 6HK1-TCS	191-221 kW (260-300 PS)	1	<p>01-11311-01 1-87813250-0</p>	<p>02-11311-01 1-87813251-0</p>			<p>61-11311-00 8-97601819-5 115,8 Ø 1,5 mm</p>	<p>14-19072-02 8-98260005-0 (13x)</p>	2x	<p>71-18831-00 U 8-94391379-0</p> <p>71-18834-00 U 8-94391380-0</p>	<p>12-19301-02 8-97376720-0 (24x)</p> <p>70-19301-00 8-97376720-0</p>	24x	<p>71-18258-00 I 8-94390775-0</p> <p>71-18835-00 8-94393672-4</p>	6x	<p>70-31414-10</p> <p>71-18860-00 8-94390617-0</p>	<p>81-10625-00 K 8-98334482-0 104x137 FPM</p> <p>81-10623-00 K 8-98334339-0 104x139 FPM</p>
8,2 6HH1-N 6HH1-S	129-165 kW (175-224 PS)						<p>61-11317-00 8-94393346-3 115,8 Ø 1,5 mm</p>	<p>14-19072-02 8-98260005-0 (13x)</p>	2x			<p>71-18835-00 8-94393672-4</p>	6x	<p>70-31414-10</p>	<p>81-10625-00 K 8-98334482-0 104x137 FPM</p> <p>81-10623-00 K 8-98334339-0 104x139 FPM</p>	

Haftungsausschluss

(für Katalog)

Alle Angaben in unserem Katalog wurden von uns sorgfältig geprüft, sind jedoch unverbindlich. Ersatzansprüche wegen Katalogangaben werden von uns nicht anerkannt. Der Käufer ist selbst verpflichtet, zu prüfen, ob unsere Teile für seine Zwecke geeignet sind. In allen Zweifelsfällen sollte Rücksprache mit unserem technischen Kundendienst erfolgen **Tel. +49 731 7046 999**.

Technische Weiterentwicklungen oder Änderungen bleiben vorbehalten, soweit damit keine Nachteile für den Kunden verbunden sind.

Angaben, Namens- und Markenzeichen, Beschreibungen, Nummern von Fahrzeugnummern und Herstellerzeichen, Original-Ersatzteilnummern der Fahrzeug- und Motorenhersteller u. a. sind ausschließlich für interne Zwecke gedacht. Solche Kennzeichnungen dürfen Fahrzeugbesitzern gegenüber nicht verwendet werden.

Wir weisen ausdrücklich darauf hin, dass alle von uns gelieferten Teile von geschultem Fachpersonal einzubauen sind. Reinz haftet für Fehler in diesem Katalog nur, wenn diese für den Kunden nicht offenbar erkennbar sind sowie nur bei Vorsatz und grober Fahrlässigkeit von Reinz, eines Vertreters oder eines Erfüllungsgehilfen. Dieser Haftungsausschluss gilt nicht im Rahmen

des Anwendungsbereichs des Produkthaftungsgesetzes und nicht bei Verletzung von Körper, Leben und Gesundheit, sowie bei der Verletzung von sog. Kardinalpflichten. Darüber hinaus ist unsere Haftung für Schäden, insbesondere für Personen-, Sach- oder Vermögensschäden, die unmittelbar oder mittelbar im Zusammenhang mit der Nutzung dieses Kataloges auftreten, sowie für nicht voraussehbare Schäden ausgeschlossen.

Reinz ist Inhaber aller Schutzrechte an den in diesem Katalog gespeicherten Daten. Kopie, Nachdruck, ganze oder teilweise Übernahme der Inhalte und Vervielfältigung, auch auszugsweise, ist nur mit unserer vorheriger schriftlicher Zustimmung sowie mit unserem Urheberrechtsvermerk zulässig.

Für Bestellungen, welche ab dem Erscheinungsdatum eines neuen Katalogs getätigt werden, sind alleine die Angaben des neuen Katalogs maßgeblich. Auf Angaben im Vorkatalog kann bei Neubestellungen nicht mehr zurückgegriffen werden.

Sofern Sie noch Fragen haben, bitten wir Sie, sich mit uns in Verbindung zu setzen.

VictorReinz.com/AGB

Exclusion of Liability

(for catalog)

All details in our catalog have been thoroughly checked by us but are however not binding. Right to damages on account of catalog details will not be recognized. The purchaser is obliged to check if our parts are suitable for their use. In all doubtful cases, the purchaser should consult our technical customer service under **+49 731 7046 999**.

We reserve the right to further technical developments or changes as long as no disadvantage for the customer results.

Details, name and trademarks, descriptions, numbers from vehicle numbers and manufacturer symbols, original vehicle replacement part numbers and engine manufacturer etc. are solely for internal use. Such labels must not be used with vehicle owners.

We specifically point out that all parts supplied by us must be assembled by trained specialists.

Reinz is liable for mistakes in this catalog only when they are not clearly recognizable for the customer, as well as by intent or gross negligence on the part of Reinz, its representative or vicarious agent. This exclusion of liability does not apply within the framework of the field of

application of the product liability laws and not by bodily harm, life and health, as well as by violation of cardinal duties. In addition, our liability for damages, especially personal, property or financial damages that occur directly or indirectly as a result of the use of this catalog, as well as non-foreseeable damages are excluded.

Reinz is the owner of all patent rights on the data stored in this catalog. Copies, reprints, whole or partial takeover of the contents and duplication even in excerpts are only permissible with our prior written approval, as well as with our copyright note.

For orders placed after the publication date of a new catalog, only the details in the new catalog are binding and no fall back to details in the previous catalog is possible.

In case you have further questions, do not hesitate to contact us.

VictorReinz.com/AGB

VictorReinz.com

reinz.info@dana.com

Technical Hotline +49 (0)731 7046-9 99

REINZ-Dichtungs-GmbH

Reinzstrasse 3-7
89233 Neu-Ulm
Germany
+49 (0)731 7046-0

VICTOR REINZ[®]

