


VICTOR REINZ®




LEXUS
Q3 / 2023



VictorReinz.com/online-catalog

Victor Reinz®

at a Glance



Online Catalog

VictorReinz.com/online-catalog



Newsletter

VictorReinz.com/EN/News/Newsletter.aspx?region



Youtube

www.youtube.com/user/VictorReinzSealingEN



Catalog News

VictorReinz.com/news



Technical Service Information

VictorReinz.com/tsi



Facebook

www.facebook.com/VictorReinzParts



Just seal it!

VictorReinz.com/jsi



Technical Datasheet

VictorReinz.com/jsi-datasheet



LinkedIn

www.linkedin.com/showcase/victor-reinz-emea




Safety Datasheet

VictorReinz.com/jsi-datasheet




Homepage

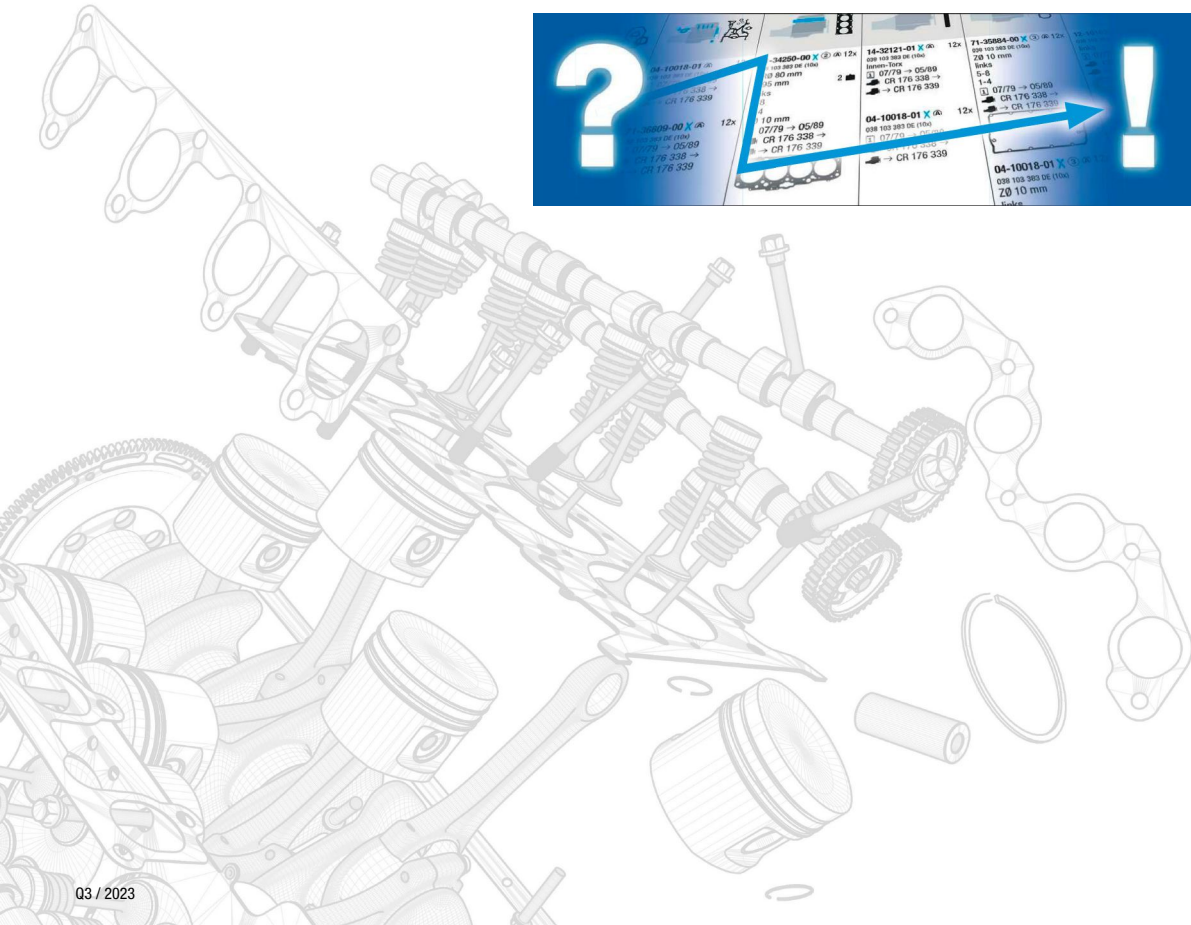
VictorReinz.com



[VictorReinz.com/catalog-info](https://www.victorreinz.com/catalog-info)



[VictorReinz.com/catalog-how-to-use](https://www.victorreinz.com/catalog-how-to-use)



LEXUS



0-9

1AR-FE	16
1FZ-FE	29
1GR-FE	26
1MZ-FE	16-18
1UR-FE	31
1UR-FSE	31
1UZ-FE	26-28
1VD-FTV	30
2AD-FHV	9
2AD-FTV	9
2AR-FE	12
2AR-FSE	13
2AR-FXE	13-14
2AZ-FE	10
2AZ-FXE	11
2GR-FE	23
2GR-FKS	14, 23-24
2GR-FSE	24-25
2GR-FXE	25
2GR-FXS	25
2JZ-GE	18-19
2UR-FSE	34
2UZ-FE	32-33
2VZ-FE	15
2ZR-FXE	5
3GR-FE	20
3GR-FSE	20
3MZ-FE	21
3UR-FE	34
3UZ-FE	28
3VZ-FE	20
3ZR-FAE	7
4GR-FSE	15
5ZR-FXE	5
6AR-FSE	7
8AR-FTS	8
8GR-FKS	26
8GR-FXS	26

A

A25A-FKS	11
A25A-FXS	12
A25B-FXS	12



M

M20A-FKS	6
M20A-FXS	6

T
















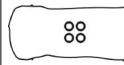











T24A-FTS	10
----------	----

V



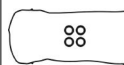











V35A-FTS	21-22
----------	-------

LEXUS

Ltr.  1.8 2ZR-FXE 100 kW (136 PS) CT 200h  09/11

										
<p>01-54025-02</p> 	<p>02-54025-02</p> 			<p>61-54025-00 0,7 mm MLS</p> 	<p>14-32326-01</p> 	<p>15-54131-01</p>  <p>71-54131-00</p> 	<p>12-54024-01 90913-02101 (8x) +90913-02112 (8x)</p>  <p>70-54024-00 ES 8x 90913-02101</p>  <p>70-54026-00 AS 8x 90913-02112</p> 	<p>71-54086-00 </p>  <p>71-37166-00 </p> 	<p>70-31414-10</p> 	<p>81-34146-00 </p> <p>38x50 A SL RD FPM</p> 

1.8 5ZR-FXE 73-100 kW (99-136 PS)

				<p>61-54025-00 0,7 mm MLS</p> 	<p>14-32326-01</p> 	<p>15-54131-01</p>  <p>71-54131-00</p> 	<p>12-54024-01 90913-02101 (8x) +90913-02112 (8x)</p>  <p>70-54024-00 ES 8x 90913-02101</p>  <p>70-54026-00 AS 8x 90913-02112</p> 	<p>71-54086-00 </p>  <p>71-37166-00 </p> 	<p>70-31414-10</p> 	<p>81-34146-00 </p> <p>38x50 A SL RD FPM</p> 
--	--	--	--	---	--	---	--	---	--	---

LEXUS															
Ltr.	M20A-FKS	110-127 kW (150-173 PS)	ES 200 UX 200	10/18	01-11063-01	02-11063-01				61-10788-00 81,4 Ø 0,7 mm MLS 	14-17868-01 	15-17910-01 	12-54024-01 90913-02101 (8x) +90913-02112 (8x) 71-17915-00 	71-17911-00 71-17915-00 70-31414-10 	81-10592-00 40x55 A SL RD FPM 81-54079-00 90311-W0010 90x106 A SL LD FPM
2,0	M20A-FKS	131-135 kW (178-184 PS)	UX 250h	10/18	01-11063-02 	02-11063-02 				61-10788-00 81,4 Ø 0,7 mm MLS 	14-17868-01 	15-17910-01 	12-54024-01 90913-02101 (8x) +90913-02112 (8x) 71-17915-00 	71-17911-00 71-17915-00 70-31414-10 	81-10592-00 40x55 A SL RD FPM 81-54079-00 90311-W0010 90x106 A SL LD FPM

LEXUS


Ltr.  2,0 3ZR-FAE 110 kW (150 PS) NX 200  11/14



01-54025-03



02-54025-03



61-54025-00
0,7 mm
MLS



14-32326-01



15-54083-01



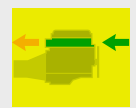
12-54024-01
90913-02101 (8x)
+90913-02112 (8x)



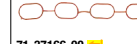
70-54024-00 ES 8x
90913-02101



70-54026-00 AS 8x
90913-02112



71-54086-00 



71-37166-00 




70-31414-10



81-34146-00 

38x50
A SL RD FPM



81-54087-00 

78x110
A SL LD FPM




2,0 6AR-FSE 110-123 kW (150-167 PS) ES 200 08/15

01-11074-01

02-11074-01

61-10815-00
86,5 Ø
0,7 mm
MLS



14-32333-03
90910-02162 (10x)



15-18272-01



71-18272-00



12-54024-01
90913-02101 (8x)
+90913-02112 (8x)




70-54024-00 ES 8x
90913-02101




70-54026-00 AS 8x
90913-02112



71-18267-00 




71-10585-00 




70-31414-10



81-10416-00 

90311-42051
42x54
A SL RD FPM



81-53556-00 

90311-89007
89x105
SL LD FPM











































LEXUS



Ltr.	8AR-FTS	170-175 kW (231-238 PS)	NX 200t NX 300 RX 200t RX 300	07/14											
2,0	8AR-FTS	170-175 kW (231-238 PS)	NX 200t NX 300 RX 200t RX 300	07/14	01-11318-01 04111-36273	02-11318-01 04112-36222			61-11318-00 11115-36061 87 Ø 0,7 mm MLS 	14-19326-01 	15-19312-01 11213-36050 +11214-36020 +11193-31010 (4x) 71-19312-00 11213-36050 	12-18108-01 70-18108-00 ES 8x 70-18110-00 AS 8x 	71-19318-00 2x 17171-36040 71-19320-00 17173-36040 	70-31414-10 	81-10416-00 K 90311-42051 42x54 A SL RD FPM 81-53556-00 K 90311-89007 89x105 SL LD FPM
2,0	8AR-FTS	177-180 kW (241-245 PS)	GS 200 GS 300 IS 200t IS 300 RC 200t RC 300	06/15	01-11321-01 04111-36291	02-11321-01 04112-36241			61-11321-00 11115-36070 87 Ø 0,7 mm MLS 	14-19326-01 	15-19312-01 11213-36050 +11214-36020 +11193-31010 (4x) 71-19312-00 11213-36050 	12-18108-01 70-18108-00 ES 8x 70-18110-00 AS 8x 	71-19318-00 2x 17171-36040 71-19320-00 17173-36040 	70-31414-10 	81-10416-00 K 90311-42051 42x54 A SL RD FPM 81-53556-00 K 90311-89007 89x105 SL LD FPM


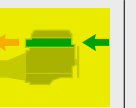
LEXUS

LEXUS															
2.2	2AD-FHV	130 kW (177 PS)	IS 220d	08/05-07/12	<p>01-53930-01</p>	<p>02-53930-01</p>			<p>61-53930-00 11115-26052-A0 87 Ø 1 mm MLS</p> <p>61-53930-10 11115-26052-B0 87 Ø 1,05 mm MLS</p> <p>61-53930-20 11115-26052-C0 87 Ø 1,1 mm MLS</p> <p>61-53930-30 11115-26052-D0 87 Ø 1,15 mm MLS</p> <p>61-53930-40 11115-26052-E0 87 Ø 1,2 mm MLS</p>	<p>14-32327-01 90910-02158 (10x)</p>	<p>15-54074-01 11213-26010 +11214-26010</p>	<p>12-53854-01 90913-W2001 (16x)</p> <p>70-53854-00 90913-W2001</p>	<p>71-54073-00 </p> <p>08/10 →</p> <p>71-35180-00 </p> <p>17173-0R010</p>	<p>70-31414-10</p>	<p>81-54078-00 </p> <p>90311-W0009 48x63 A SL RD FPM</p> <p>81-54079-00 </p> <p>90311-W0010 90x106 A SL LD FPM</p>
2.2	2AD-FTV	110 kW (150 PS)	IS 200d	07/10-07/12	<p>01-53930-01</p>	<p>02-53930-01</p>			<p>61-53930-00 11115-26052-A0 87 Ø 1 mm MLS</p> <p>61-53930-10 11115-26052-B0 87 Ø 1,05 mm MLS</p> <p>61-53930-20 11115-26052-C0 87 Ø 1,1 mm MLS</p> <p>61-53930-30 11115-26052-D0 87 Ø 1,15 mm MLS</p> <p>61-53930-40 11115-26052-E0 87 Ø 1,2 mm MLS</p>	<p>14-32327-01 90910-02158 (10x)</p>	<p>15-54074-01 11213-26010 +11214-26010</p>	<p>12-53854-01 90913-W2001 (16x)</p> <p>70-53854-00 90913-W2001</p>	<p>71-54073-00 </p> <p>71-35180-00 </p> <p>17173-0R010</p>	<p>70-31414-10</p>	<p>81-54078-00 </p> <p>90311-W0009 48x63 A SL RD FPM</p> <p>81-54079-00 </p> <p>90311-W0010 90x106 A SL LD FPM</p>

LEXUS															
Ltr.															
2,5	2AR-FSE	162-164 kW (220-223 PS)	GS 250 GS 300h IS 300h RC 300h	04/13					14-32333-03 90910-02162 (10x) 		12-54024-01 90913-02101 (8x) +90913-02112 (8x)  70-54024-00 ES 8x 90913-02101  70-54026-00 AS 8x 90913-02112 	71-10585-00  17173-36030 	70-31414-10 	81-10416-00  90311-42051 42x54 A SL RD FPM  81-53556-00  90311-89007 89x105 SL LD FPM 	
2,5	2AR-FXE	145-147 kW (197-200 PS)	NX 300h	07/14				61-11127-00 11115-36041 91 0 0,7 mm MLS 	14-32333-03 90910-02162 (10x) 	15-10582-01 11213-36020 +11193-36010 (4x)  71-10582-00 11213-0V010 	12-54024-01 90913-02101 (8x) +90913-02112 (8x)  70-54024-00 ES 8x 90913-02101  70-54026-00 AS 8x 90913-02112 	71-10584-00  17171-36020 	71-10585-00  17173-36030 	70-31414-10 	81-10416-00  90311-42051 42x54 A SL RD FPM  81-53556-00  90311-89007 89x105 SL LD FPM 

LEXUS

Ltr.  2.5 2AR-FXE 149-151 kW (203-205 PS) ES 300 ES 300h 06/12-06/18  1





01-10065-01
04111-36114







02-10065-01
04112-36092




61-10065-00
11115-36040
91 Ø
0,7 mm
MLS
 ⇒ 08/14



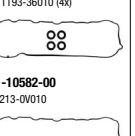
61-11127-00  
11115-36041
91 Ø
0,7 mm
MLS
 09/14→




14-32333-03
90910-02162 (10x)




15-10582-01
11213-36020
+11193-36010 (4x)



71-10582-00
11213-0V010



12-54024-01
90913-02101 (8x)
+90913-02112 (8x)






70-54024-00 ES 8x
90913-02101



70-54026-00 AS 8x
90913-02112



71-10584-00  
17171-36020




71-10585-00 
17173-36030



70-31414-10



81-10416-00  
90311-42051
42x54
A SL RD FPM



81-53556-00  
90311-89007
89x105
SL LD FPM



2.5 2GR-FKS 183-225 kW (249-306 PS) ES 350 10/18

01-11332-01


02-11332-01

61-11332-00 R
96 Ø
0,7 mm
MLS

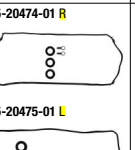
61-11333-00 L
96 Ø
0,7 mm
MLS




14-32333-02 2x



15-20474-01 R



15-20475-01 L




71-20474-00 R



71-20475-00 L




12-54024-03 2x
90913-02101 (8x)
+90913-02112 (8x)





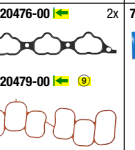
70-54024-00 ES 12x
90913-02101






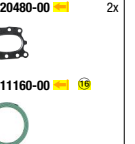
70-54026-00 AS 12x
90913-02112



71-20476-00   2x



71-20479-00    2x







71-20480-00  2x



70-31414-10



71-11160-00    10




























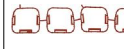


































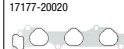
















81-10568-00  
42x60
A SL RD FPM



81-53344-10  
90311-92010
92x110
A SL LD FPM



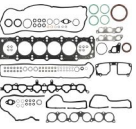
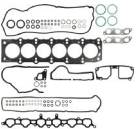







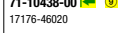



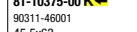



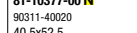


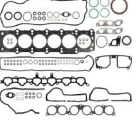

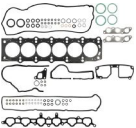




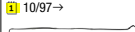













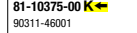



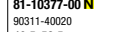

LEXUS

<p>Ltr.  2.7 1AR-FE 138 kW (188 PS) RX 270 12/08-10/15 </p>	<p> 01-10152-01 04111-36052  06/12  01-10152-02 04111-0V031  07/12→ </p>	<p> 02-10152-01 04112-36044  06/12  02-10152-02 04112-0V031  07/12→ </p>			<p> 61-10152-00 11115-36030 91 Ø 0,7 mm MLS </p>	<p> 14-32333-03 90910-02162 (10x) </p>	<p> 15-10582-01 11213-36020 +11193-36010 (4x)  71-10582-00 11213-0V010 </p>	<p> 12-54024-01 90913-02101 (8x) +90913-02112 (8x)  70-54024-00 ES 8x 90913-02101  70-54026-00 AS 8x 90913-02112 </p>	<p> 71-11849-00  17173-36011  71-10585-00   06/12  71-11853-00  17173-0V010  07/12→  71-11858-00   17451-0V020 </p>	<p> 70-31414-10 </p>	<p> 81-10416-00  90311-42051 42x54 A SL RD FPM  81-53556-00  90311-89007 89x105 SL LD FPM </p>
<p>3.0 1MZ-FE 140 kW (190 PS) ES 300 09/93-12/97</p>	<p> 01-54300-01 04111-20041 </p>	<p> 02-54300-01 04112-20031 </p>			<p> 61-54300-00 R  61-54305-00 L </p>	<p> 14-32392-01 90910-02117 (8x) </p>	<p> 15-43042-01 R 2x 11213-20020 +11193-70010 (3x)  15-43043-01 L 11214-20010 +11193-70010 (3x) </p>	<p> 12-54024-03 2x 90913-02101 (6x) +90913-02112 (6x)  70-54024-00 ES 12x 90913-02101  70-54026-00 AS 12x 90913-02112 </p>	<p> 71-43044-00  17177-20020  71-43046-00  17178-20020  71-43047-00   17176-62030  71-43048-00  2x 17173-20030 </p>	<p> 70-31414-10 </p>	<p> 81-53576-00  90311-40022 40x55 A SL RD  81-53344-10  90311-92010 92x110 A SL LD FPM  81-53572-00  2x 90311-38034 38x50 A SL RD FPM </p>





















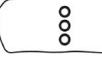








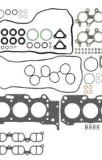






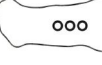
























LEXUS

Ltr.	Motor	Power	Model	Year	Part 1	Part 2	Part 3	Part 4	Part 5	Part 6	Part 7	Part 8	Part 9	Part 10	Part 11		
3,0	1MZ-FE	150-157 kW (204-213 PS)	ES 300 RX 300	08/01-12/08	<p>01-54320-01 04111-0A073</p>	<p>02-54320-01 04112-0A073</p>			<p>61-54320-00 R 88,9 Ø 1,3 mm MLS</p> <p>61-54325-00 L 88,9 Ø 1,3 mm MLS</p>	<p>14-32392-01 90910-02117 (8x)</p>	2x	<p>15-43049-01 R 11213-20030 +11193-70010 (3x)</p> <p>15-43051-01 L 11214-20030 +11193-70010 (3x)</p>	<p>12-54024-03 90913-02101 (6x) +90913-02112 (6x)</p> <p>70-54024-00 ES 90913-02101</p> <p>70-54026-00 AS 90913-02112</p>	2x	<p>71-43044-00 L 17177-20020</p> <p>71-43046-00 L 17178-20020</p> <p>71-43052-00 L 17176-20010</p> <p>71-43048-00 2x 17173-20030</p>	<p>70-31414-10</p>	<p>81-53576-00 K 90311-40022 40x55 A SL RD</p> <p>81-53344-10 K 90311-92010 92x110 A SL LD FPM</p> <p>81-53572-00 N 2x 90311-38034 38x50 A SL RD FPM</p>
3,0	2JZ-GE	156 kW (212 PS)	GS 300	01/93-08/97	<p>01-10013-01 04111-46065</p>	<p>02-10013-01 04112-46065</p>			<p>61-10013-00 11115-46045 87,5 Ø 0,3 mm MLS</p>	<p>14-10112-01 90910-02102 (14x)</p>		<p>71-10113-00 ES 11213-46020</p> <p>71-10114-00 AS 11214-46011</p>	<p>12-52806-04 90913-02090 (12x) +90913-02089 (12x)</p> <p>70-52806-00 ES 90913-02090</p> <p>70-54261-00 AS 90913-02089</p>	12x	<p>71-10115-00 17177-46040</p> <p>71-10438-00 17176-46020</p> <p>71-10117-00 2x 17173-46020</p>	<p>70-31414-10</p>	<p>81-10375-00 K 90311-46001 45,5x63 A SL RD FPM</p> <p>81-10376-00 K 90311-90006 90x110 A SL LD FPM</p> <p>81-10377-00 N 2x 90311-40020 40,5x52,5 A SL RD ACM</p>

LEXUS



Ltr.	Motor	Power	Model	Year	Part 1	Part 2	Part 3	Part 4	Part 5	Part 6	Part 7	Part 8	Part 9	Part 10	Part 11
3,0	2JZ-GE	157-168 kW (213-228 PS)	GS 300 IS 300	08/97-10/05	01-10013-02 04111-46102 	02-10013-02 04112-46102 			61-10013-00 11115-46045 87,5 Ø 0,3 mm MLS 	14-10112-01 90910-02102 (14x) 	71-10114-00 AS 11214-46011  71-10119-00 ES 11213-46030 	12-52806-04 90913-02090 (12x) +90913-02089 (12x)  70-52806-00 ES 12x 90913-02090 70-54261-00 AS 12x 90913-02089 	71-10120-00  17177-46060 71-10438-00  17176-46020 71-10121-00  2x 17173-46051 	70-31414-10 	81-10375-00 K  90311-46001 45,5x63 A SL RD FPM  81-10376-00 K  90311-90006 90x110 A SL LD FPM  81-10377-00 N  2x 90311-40020 40,5x52,5 A SL RD ACM 
3,0	2JZ-GE	162 kW (220 PS)	SC 300	01/95-03/00	01-10013-01 04111-46065  01-10013-02 04111-46102 	02-10013-01 04112-46065  02-10013-02 04112-46102 			61-10013-00 11115-46045 87,5 Ø 0,3 mm MLS 	14-10112-01 90910-02102 (14x) 	71-10113-00 ES 11213-46020   71-10119-00 ES 11213-46030  71-10114-00 AS 11214-46011 	12-52806-04 90913-02090 (12x) +90913-02089 (12x)  70-52806-00 ES 12x 90913-02090 70-54261-00 AS 12x 90913-02089 	71-10115-00  17177-46040  71-10120-00  17177-46060  71-10438-00  17176-46020 71-10117-00  2x 17173-46020  71-10121-00  2x 17173-46051 	70-31414-10 	81-10375-00 K  90311-46001 45,5x63 A SL RD FPM  81-10376-00 K  90311-90006 90x110 A SL LD FPM  81-10377-00 N  2x 90311-40020 40,5x52,5 A SL RD ACM 

LEXUS

<p>Ltr. </p>											
<p>3,0 3GR-FE 170 kW (231 PS) GS 300 IS 300 04/05-04/13</p>					<p>61-54270-00 R 11115-31041 89,5 Ø 0,5 mm MLS</p>  <p>61-54275-00 L 11116-31021 89,5 Ø 0,5 mm MLS</p> 	<p>14-32333-01 90910-02162 (6x) +90105-10521 (2x)</p> 	<p>15-42848-01 L 11214-31020 +11193-70010 (3x)</p>  <p>15-54132-01 R 11213-31050 +11193-70010 (3x)</p> 	<p>12-54024-03 90913-02101 (6x) +90913-02112 (6x)</p>  <p>70-54024-00 ES 12x 90913-02101</p>  <p>70-54026-00 AS 12x 90913-02112</p> 	<p>71-42846-00 2x 17173-31020</p> 	<p>70-31414-10</p> 	<p>81-53274-00 K ← 90311-42045 42x60 A SL RD NBR</p>  <p>81-53344-10 K → 90311-92010 92x110 A SL LD FPM</p> 
<p>3,0 3GR-FSE 183 kW (249 PS) GS 300 04/05-11/11</p>	<p>01-54270-01 04111-31290</p> 	<p>02-54270-01 04112-31160</p> 			<p>61-54270-00 R 11115-31041 89,5 Ø 0,5 mm MLS</p>  <p>61-54275-00 L 11116-31021 89,5 Ø 0,5 mm MLS</p> 	<p>14-32333-01 90910-02162 (6x) +90105-10521 (2x)</p> 	<p>15-42847-01 R 11213-31040 +11193-70010 (3x)</p>  <p>15-42848-01 L 11214-31020 +11193-70010 (3x)</p> 	<p>12-54024-03 90913-02101 (6x) +90913-02112 (6x)</p>  <p>70-54024-00 ES 12x 90913-02101</p>  <p>70-54026-00 AS 12x 90913-02112</p> 	<p>71-42893-00 2x 17177-31021</p>  <p>71-42894-00 2x 17176-31020</p>  <p>71-42846-00 2x 17173-31020</p> 	<p>70-31414-10</p> 	<p>81-53274-00 K ← 90311-42045 42x60 A SL RD NBR</p>  <p>81-53344-10 K → 90311-92010 92x110 A SL LD FPM</p> 
<p>3,0 3VZ-FE 138 kW (188 PS) ES 300 09/91-12/97</p>	<p>01-52940-02</p> 	<p>02-52940-02</p> 			<p>61-52940-00 R 11115-62060 89,5 Ø</p>  <p>61-53120-00 L 11116-62060 89,5 Ø</p> 		<p>15-53577-01 2x</p> 	<p>12-53573-01</p> 	<p>71-53569-00 2x</p>  <p>71-53571-00 2x</p> 	<p>70-31414-10</p> 	<p>81-53409-00 K ← 35x48 A SL RD MVQ</p>  <p>81-53344-00 K → 90311-92006 92x110 A SL LD MVQ</p>  <p>81-53572-00 N ← 2x 90311-38034 38x50 A SL RD FPM</p> 

LEXUS																
Ltr.																
3,3	3MZ-FE	163-200 kW (222-272 PS)	ES 330 RX 300 RX 330 RX 400h	04/03-12/08	01-38320-01 04111-20630 	02-38320-01 04112-20270 				61-38320-00 R 11115-20051 93,4 Ø 1,3 mm MLS 	14-32392-01 90910-02117 (6x) 	2x 15-43049-01 R 11213-20030 +11193-70010 (3x) 	12-54024-03 90913-02101 (6x) +90913-02112 (6x) 	2x 71-43044-00	70-31414-10 	81-53576-00 K
										61-38325-00 L 11116-20051 93,4 Ø 1,3 mm MLS 		15-43051-01 L 11214-20030 +11193-70010 (3x) 	70-54024-00 ES 90913-02101 	71-43046-00		81-53344-10 K
													70-54026-00 AS 90913-02112 	71-43057-00		81-53572-00 N
														71-43048-00		
3,5	V35A-FTS	305 kW (415 PS)	LX 600	10/21	01-11341-03 04111-70291	02-11341-03 04112-70271				61-11341-00 R 86,4 Ø 0,7 mm MLS 	14-17867-02 90910-02201 (4x) +90910-02212 (4x) 	2x 15-20825-01 R 11213-70080 +11193-37030 (3x) +11213-31080 (6x) 	12-18108-02 	2x 71-20765-00	70-31414-10 	81-10662-00 K
				[NEW]						61-11342-00 L 86,4 Ø 0,7 mm MLS 		15-20826-01 L 11214-70030 +11193-37030 (3x) +11213-31080 (6x) 	70-18108-00 ES 	71-20831-00		81-10663-00 K
													71-20825-00 R 11213-70080 	71-20814-00		81-10663-00 K
													71-20826-00 L 11214-70030 	71-20815-00		81-10663-00 K
														71-20778-00		81-10663-00 K
																81-10663-00 K

LEXUS

Ltr.  3,5 V35A-FTS 307-310 kW (417-421 PS) LS 500 10/17  **NEW**



01-11341-02
04111-70273
 10/20

01-11341-03
04111-70291
 11/20→



02-11341-02
04112-70253
 10/20

02-11341-03
04112-70271
 11/20→



61-11341-00 R
86,4 Ø
0,7 mm
MLS



61-11342-00 L
86,4 Ø
0,7 mm
MLS



14-17867-02 2x
90910-02201 (4X)
+90910-02212 (4X)



15-20820-01 R 2x
11213-70050
+11193-37030 (3x)
+11213-31080 (6x)
 10/20



15-20821-01 L
 10/20



15-20825-01 R
11213-70080
+11193-37030 (3x)
+11213-31080 (6x)
 11/20→



15-20826-01 L
11214-70030
+11193-37030 (3x)
+11213-31080 (6x)
 11/20→



71-20820-00 R
11213-70050
 10/20




71-20821-00 L
11214-70010
 10/20



71-20825-00 R
11213-70080
 11/20→



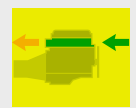
12-18108-02 2x



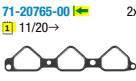
70-18108-00 ES 12x



70-18110-00 AS 12x



71-20828-00  2x
17177-70062
 10/20



71-20830-00  2x
17176-70020
 10/20



71-20831-00  2x
17176-70030
 11/20→



71-20814-00  2x
17173-70060



71-20815-00  2x
17198-70010



71-20778-00   2x



70-31414-10


















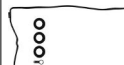

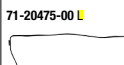










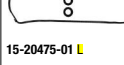


























81-10662-00  2x
90311-44010
44x62
A SL RD FPM

81-10663-00  2x
90311-99016
102x118
A SL LD FPM


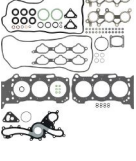




















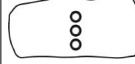













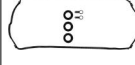






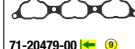








LEXUS																	
Ltr.			1														
3,5	2GR-FE	183-206 kW (249-280 PS)	ES 350 RX 350	01/06-06/18	01-54250-01 04111-31444 	02-54250-01 04112-31272 			61-54250-00 R 11115-31080 96 Ø 0,5 mm MLS 61-54255-00 L 11116-31060 96 Ø 0,5 mm MLS 	14-32333-01 90910-02162 (6x) +90105-10521 (2x) 	2x	15-42848-01 L 11214-31020 +11193-70010 (3x) 15-54132-01 R 11213-31050 +11193-70010 (3x) 	12-54024-03 90913-02101 (6x) +90913-02112 (6x) 70-54024-00 ES 90913-02101 12x 70-54026-00 AS 90913-02112 12x 	2x	71-42842-00 L 17177-31040 71-42843-00 L 17178-31030 71-42844-00 L 3x 17176-31090 71-42846-00 2x 17173-31020 	70-31414-10 	81-53274-00 K 90311-92045 42x60 A SL RD NBR 81-53344-10 K 90311-92010 92x110 A SL LD FPM
3,5	2GR-FKS	213-232 kW (290-315 PS)	LM 350 RC 350 RX 350	10/15	01-11332-01 	02-11332-01 			61-11332-00 R 96 Ø 0,7 mm MLS 61-11333-00 L 96 Ø 0,7 mm MLS 	14-32333-02 	2x	15-20474-01 R 15-20475-01 L 71-20474-00 R 71-20475-00 L 	12-54024-03 90913-02101 (6x) +90913-02112 (6x) 70-54024-00 ES 90913-02101 12x 70-54026-00 AS 90913-02112 12x 	2x	71-20476-00 L 2x 71-20479-00 L 71-20480-00 2x 71-11160-00 	70-31414-10 	81-10568-00 K 42x60 A SL RD FPM 81-53344-10 K 90311-92010 92x110 A SL LD FPM































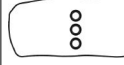









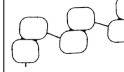


























LEXUS

<p>Ltr. </p>											
<p>3,5 2GR-FKS 232 kW (315-316 PS)</p>	<p>GS 350 IS 350</p>	<p>09/15</p>	<p>01-11332-01</p>	<p>02-11332-01</p>	<p>61-11332-00 R 96 Ø 0,7 mm MLS</p> <p>61-11333-00 L 96 Ø 0,7 mm MLS</p> 	<p>14-32333-02 2x</p> 	<p>15-20474-01 R</p>  <p>15-20475-01 L</p>  <p>71-20474-00 R</p>  <p>71-20475-00 L</p> 	<p>12-54024-03 2x 90913-02101 (6x) +90913-02112 (6x)</p>  <p>70-54024-00 ES 12x 90913-02101</p> <p>70-54026-00 AS 12x 90913-02112</p>  	<p>71-20476-00 L 2x</p>  <p>71-20480-00 2x</p> 	<p>70-31414-10</p> 	<p>81-10568-00 K↔ 42x60 A SL RD FPM</p>  <p>81-53344-10 K↔ 90311-92010 92x110 A SL LD FPM</p> 
<p>3,5 2GR-FKS 232 kW (316 PS)</p>	<p>GS 350</p>	<p>03/12</p>	<p>01-11332-01</p>	<p>02-11332-01</p>	<p>61-11332-00 R 96 Ø 0,7 mm MLS</p> <p>61-11333-00 L 96 Ø 0,7 mm MLS</p> 	<p>14-32333-02 2x</p> 	<p>15-20474-01 R</p>  <p>15-20475-01 L</p>  <p>71-20474-00 R</p> 	<p>12-54024-03 2x 90913-02101 (6x) +90913-02112 (6x)</p>  <p>70-54024-00 ES 12x 90913-02101</p> <p>70-54026-00 AS 12x 90913-02112</p>  	<p>71-20476-00 L 2x</p>  <p>71-20480-00 2x</p> 	<p>70-31414-10</p> 	<p>81-10568-00 K↔ 42x60 A SL RD FPM</p>  <p>81-53344-10 K↔ 90311-92010 92x110 A SL LD FPM</p> 
<p>3,5 2GR-FSE 223-254 kW (303-345 PS)</p>	<p>GS 350 GS 450h IS 350</p>	<p>04/05</p>	<p>01-54250-02 04111-31602</p> 	<p>02-54250-02</p> 	<p>61-54250-00 R 11115-31080 96 Ø 0,5 mm MLS</p>  <p>61-54255-00 L 11116-31060 96 Ø 0,5 mm MLS</p> 	<p>14-32333-01 2x 90910-02162 (8x) +90105-10521 (2x)</p> 	<p>15-42847-01 R 11213-31040 +11193-70010 (3x)</p>  <p>15-42848-01 L 11214-31020 +11193-70010 (3x)</p> 	<p>12-54024-03 2x 90913-02101 (6x) +90913-02112 (6x)</p>  <p>70-54024-00 ES 12x 90913-02101</p> <p>70-54026-00 AS 12x 90913-02112</p>  	<p>71-42861-00 L 2x 17177-31060</p>  <p>71-15605-00 L 2x</p>  <p>71-42846-00 2x 17173-31020</p> 	<p>70-31414-10</p> 	<p>81-53274-00 K↔ 90311-42045 42x60 A SL RD NBR</p>  <p>81-53344-10 K↔ 90311-92010 92x110 A SL LD FPM</p> 



LEXUS















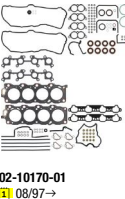












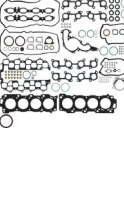
































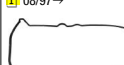


Ltr.	Engine	Power	Model	Year	Part 1	Part 2	Part 3	Part 4	Part 5	Part 6	Part 7	Part 8	Part 9	Part 10	Part 11
3,5	2GR-FSE	234 kW (318 PS)	IS 350	11/10-04/13	01-54250-02 04111-31602 	02-54250-02 			61-54250-00 R 11115-31080 96 Ø 0,5 mm MLS  61-54255-00 L 11116-31060 96 Ø 0,5 mm MLS 	14-32333-01 90910-02162 (6x) +90105-10521 (2x) 	15-42847-01 R 11213-31040 +11193-70010 (3x)  15-42848-01 L 11214-31020 +11193-70010 (3x) 	12-54024-03 90913-02101 (6x) +90913-02112 (6x)  70-54024-00 ES 90913-02101  70-54026-00 AS 90913-02112 	71-42861-00  2x 17177-31060 71-42846-00  2x 17173-31020 70-31414-10 	81-53274-00 K  90311-42045 42x60 A SL RD NBR 81-53344-10 K  90311-92010 92x110 A SL LD FPM 	
3,5	2GR-FXE	200-254 kW (272-345 PS)	GS 450h RX 350 RX 450h	12/08-09/18	01-54250-03 04111-31891 	02-54250-03 04112-31561 			61-54250-00 R 11115-31080 96 Ø 0,5 mm MLS  61-54255-00 L 11116-31060 96 Ø 0,5 mm MLS 	14-32333-01 90910-02162 (6x) +90105-10521 (2x) 	15-42848-01 L 11214-31020 +11193-70010 (3x)  15-54132-01 R 11213-31050 +11193-70010 (3x) 	12-54024-03 90913-02101 (6x) +90913-02112 (6x)  70-54024-00 ES 90913-02101  70-54026-00 AS 90913-02112 	71-42842-00  2x 17177-31040 71-42843-00  2x 17178-31030 71-42844-00  3x 17176-31090 71-42846-00  2x 17173-31020 70-31414-10 	81-53274-00 K  90311-42045 42x60 A SL RD NBR 81-53344-10 K  90311-92010 92x110 A SL LD FPM 	
3,5	2GR-FXS	230 kW (313 PS)	RX 450h	10/15					61-11332-00 R 96 Ø 0,7 mm MLS 61-11333-00 L 96 Ø 0,7 mm MLS 	14-32333-02 	15-20474-01 R  15-20475-01 L  71-20474-00 R  71-20475-00 L 	12-54024-03 90913-02101 (6x) +90913-02112 (6x)  70-54024-00 ES 90913-02101  70-54026-00 AS 90913-02112 	71-20476-00  2x 71-20479-00  2x 71-20480-00  2x 71-11160-00  2x	81-10568-00 K  42x60 A SL RD FPM 81-53344-10 K  90311-92010 92x110 A SL LD FPM 	

LEXUS




<p>Ltr.  3,5 8GR-FKS 8GR-FXS 229-264 kW (311-359 PS) LC 500h LS 350 LS 500h  10/17</p>					<p>61-11332-00 R 96 Ø 0,7 mm MLS</p> <p>61-11333-00 L 96 Ø 0,7 mm MLS</p> 	<p>14-32333-01 90910-02162 (6x) +90105-10521 (2x)</p>  <p>14-32333-02</p> 	<p>15-20474-01 R</p>  <p>15-20475-01 L</p>  <p>71-20474-00 R</p>  <p>71-20475-00 L</p> 	<p>12-54024-03 2x 90913-02101 (6x) +90913-02112 (6x)</p>  <p>70-54024-00 ES 12x 90913-02101</p> <p>70-54026-00 AS 12x 90913-02112</p> 	<p>71-20476-00  2x</p>  <p>71-20480-00  2x</p> 	<p>70-31414-10</p> 	<p>81-10568-00 </p> <p>42x60 A SL RD FPM</p>  <p>81-53344-10 </p> <p>90311-92010 92x110 A SL LD FPM</p> 
<p>4,0 1GR-FE 202 kW (275 PS) GX 400 05/12</p>	<p>01-54070-01</p> 	<p>02-54070-01</p> 			<p>61-54070-00 R MLS</p>  <p>61-54075-00 L MLS</p> 	<p>14-32333-01 90910-02162 (6x) +90105-10521 (2x)</p>  <p>14-32333-02</p> 	<p>15-54132-01 R 11213-31050 +11193-70010 (3x)</p>  <p>15-54133-01 L</p> 	<p>12-54024-02</p>  <p>70-54024-00 ES 12x 90913-02101</p> <p>70-54026-00 AS 12x 90913-02112</p> 	<p>71-54136-00 </p>  <p>71-54137-00 </p>  <p>71-54139-00  </p>  <p>71-54138-00  2x</p> 	<p>70-31414-10</p> 	<p>81-10568-00 </p> <p>42x60 A SL RD FPM</p>  <p>81-54129-00 </p> <p>100x118 A SL LD FPM</p> 
<p>4,0 1UZ-FE 180-194 kW (245-264 PS) LS 400 SC 400 09/89-07/00</p>	<p>01-10168-01 04111-50100</p> 	<p>02-10168-01 04112-50100</p> 			<p>61-10168-00 R 11115-50021 89,5 Ø 1,4 mm</p>  <p>61-10169-00 L 11116-50011 89,5 Ø 1,4 mm</p> 	<p>14-12043-01 90910-02180 (10x)</p> 	<p>15-12044-01 2x 11213-50021 +11193-15010 (4x)</p>  <p>71-12044-00 2x 11213-50021</p> 	<p>12-52806-05 2x 90913-02123 (16x)</p>  <p>70-52806-00 32x 90913-02090</p> 	<p>71-12045-01  2x 17171-50011</p>  <p>71-12152-00  2x 17173-50010</p> 	<p>70-31414-10</p> 	<p>81-10469-00 </p> <p>43x60 A SL RD</p>  <p>81-10470-00 </p> <p>95x113 A SL LD</p>  <p>81-53256-00 N 2x 38x50 A SL RD NBR</p> 

LEXUS

Ltr.  4,0 1UZ-FE 186 kW (253 PS) LS 400  10/94-08/00 

										
<p>01-10168-01 04111-50100  07/97</p> 	<p>02-10168-01 04112-50100  07/97</p> 			<p>61-10168-00 R 11115-50021 89,5 Ø 1,4 mm  07/97</p> 	<p>14-12043-01 2x 90910-02180 (10x)</p> 	<p>15-12044-01 2x 11213-50021 +11193-15010 (4x)  07/97</p> 	<p>12-52806-05 2x 90913-02123 (16x)  07/97</p> 	<p>71-12045-00 L 2x 17171-50011  07/97</p> 	<p>70-31414-10</p> 	<p>81-10469-00 K 2x 43x60 A SL RD</p> 
<p>01-10170-01  08/97→</p> 	<p>02-10170-01  08/97→</p> 			<p>61-10169-00 L 11116-50011 89,5 Ø 1,4 mm  07/97</p> 		<p>15-1945-01 R 11213-50031 +11193-50010 (4x)  08/97→</p> 	<p>12-54024-01 2x 90913-02101 (8x) +90913-02112 (8x)  08/97→</p> 	<p>71-11947-00 L 2x 17171-50020  08/97→</p> 		<p>81-10470-00 K 2x 95x113 A SL LD</p> 
				<p>61-10170-00 R 11115-50042 89 Ø 1,3 mm MLS  08/97→</p> 		<p>15-11946-01 L 11214-50011 +11193-50010 (4x)  08/97→</p> 	<p>70-52806-00 32x 90913-02090  07/97</p> 	<p>71-11948-00 2x 17173-50021  08/97→</p> 		<p>81-53256-00 N 2x 38x50 A SL RD NBR  07/97</p> 
				<p>61-10171-00 L 11116-50032 89 Ø 1,3 mm MLS  08/97→</p> 		<p>71-12044-00 2x 11213-50021  07/97</p> 	<p>70-54024-00 ES 16x 90913-02101  08/97→</p> 	<p>71-11945-00 R 11213-50031  08/97→</p> 		<p>81-10452-00 N 2x 71x85 A SL RD  08/97→</p> 
						<p>71-11946-00 L 11214-50011  08/97→</p> 	<p>70-54026-00 AS 16x 90913-02112  08/97→</p> 			

LEXUS

Ltr.  4,5 1FZ-FE 151 kW (205 PS)  LX 450  1 09/95-12/97



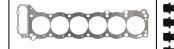
01-54125-01




02-54125-01




61-54125-00
1,4 mm



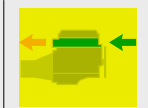
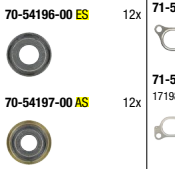
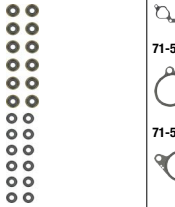
14-32354-01



15-54186-01



12-54196-01



71-54187-00 



71-54191-00 



71-54192-00 




71-54188-00 



71-54189-00 




70-31414-10



81-54193-00 

90311-52022
52x70
A SL RD






















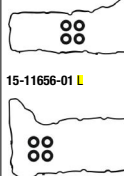




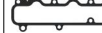









81-54194-00 

90311-99009
99x119
A SL LD



LEXUS

Ltr.  4,5 1VD-FTV  195-200 kW (265-272 PS) LX 450d  09/15


										
<p>01-11658-01</p> 	<p>02-11658-01</p> 			<p>61-10145-00 R 87,5 Ø 1,25 mm MLS 1</p> <p>61-10145-10 R 87,5 Ø 1,3 mm MLS 2</p> <p>61-10145-20 R 87,5 Ø 1,35 mm MLS 3</p> <p>61-10145-30 R 87,5 Ø 1,4 mm MLS 4</p> <p>61-10145-40 R 87,5 Ø 1,45 mm MLS 5</p>  <p>61-10146-00 L 87,5 Ø 1,25 mm MLS 1</p> <p>61-10146-10 L 87,5 Ø 1,3 mm MLS 2</p> <p>61-10146-20 L 87,5 Ø 1,35 mm MLS 3</p> <p>61-10146-30 L 87,5 Ø 1,4 mm MLS 4</p> <p>61-10146-40 L 87,5 Ø 1,45 mm MLS 5</p> 	<p>14-11664-01 2x</p> 	<p>15-11655-01 R</p>  <p>15-11656-01 L</p> 	<p>12-53854-01 2x 90913-W2001 (16x)</p>  <p>70-53854-00 32x 90913-W2001</p> 	<p>71-11658-00 2x</p>  <p>71-11659-00</p>  <p>71-11660-00 32x</p>  <p>71-11663-00</p>  <p>71-11661-00</p>  <p>71-11662-00</p> 	<p>70-31414-10</p> 	<p>81-54193-00 </p> <p>90311-52022 52x70 A SL RD</p>  <p>81-54129-00 </p> <p>100x118 A SL LD FPM</p> 

LEXUS

Ltr.	Power	Model	Date	Image 1	Image 2	Image 3	Image 4	Image 5	Image 6	Image 7	Image 8	Image 9	Image 10	Image 11	Image 12
4,6 1UR-FE	218-234 kW (296-318 PS)	GX 460 LX 460	01/10 [NEW]												
								<p>61-11071-00 R 96 0 0,7 mm MLS</p> <p>61-11083-00 L 96 0 0,7 mm MLS</p>	<p>14-32333-03 90910-02162 (10x)</p>	2x	<p>15-18288-02 L</p> <p>15-20151-02 R</p> <p>71-18288-00 L</p> <p>71-20151-00 R</p>	<p>12-54024-01 90913-02101 (8x) +90913-02112 (8x)</p> <p>70-54024-00 ES 16x 90913-02101</p> <p>70-54026-00 AS 16x 90913-02112</p>	<p>71-18291-00 L 2x</p> <p>11-15715-02 2x</p> <p>11-15715-02 2x</p>	<p>70-31414-10</p>	<p>81-53274-00 K →</p> <p>90311-42045 42x60 A SL RD NBR</p> <p>81-10470-00 K →</p> <p>95x113 A SL LD</p>
4,6 1UR-FE 1UR-FSE	240-288 kW (326-392 PS)	GS 460 LS 460	04/06					<p>61-11071-00 R 96 0 0,7 mm MLS</p> <p>61-11083-00 L 96 0 0,7 mm MLS</p>	<p>14-32333-03 90910-02162 (10x)</p>	2x	<p>12-54024-01 90913-02101 (8x) +90913-02112 (8x)</p> <p>70-54024-00 ES 16x 90913-02101</p> <p>70-54026-00 AS 16x 90913-02112</p>		<p>70-31414-10</p>	<p>81-53274-00 K →</p> <p>90311-42045 42x60 A SL RD NBR</p> <p>81-10470-00 K →</p> <p>95x113 A SL LD</p>	

LEXUS

Ltr. 4,7 2UZ-FE 170-202 kW (231-275 PS) LX 470 05/98-03/08



61-10848-00 R
11115-50080
95,8 Ø
1,15 mm
MLS



61-10849-00 L
11116-50070
95,8 Ø
1,15 mm
MLS



14-15219-01 2x
11213-50031


71-11945-00 R
11213-50031



71-11946-00 L
11214-50011



12-54024-01 2x
90913-02101 (8x)
+90913-02112 (8x)



70-54024-00 ES 16x
90913-02101



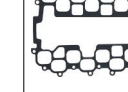
70-54026-00 AS 16x
90913-02112



71-11947-00 2x
17171-50020
 05/05



71-11949-00 2x
17116-50010
 05/05



71-11948-00 2x
17173-50021
 05/05



70-31414-10




81-10469-00 K
43x60
A SL RD



81-10470-00 K
95x113
A SL LD



81-10543-00 N 2x
90311-38065
38x85
A SL RD FPM
 05/05



4,7 2UZ-FE 175-199 kW (238-271 PS) GX 470 11/01-11/09

61-10848-00 R
11115-50080
95,8 Ø
1,15 mm
MLS



61-10849-00 L
11116-50070
95,8 Ø
1,15 mm
MLS



14-15219-01 2x
11213-50031


71-11945-00 R
11213-50031



71-11946-00 L
11214-50011



12-54024-01 2x
90913-02101 (8x)
+90913-02112 (8x)



70-54024-00 ES 16x
90913-02101



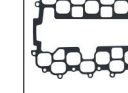
70-54026-00 AS 16x
90913-02112



71-11947-00 2x
17171-50020
 11/04




71-11949-00 2x
17116-50010
 11/04



71-11948-00 2x
17173-50021
 11/04



70-31414-10




81-10469-00 K
43x60
A SL RD





81-10470-00 K
95x113
A SL LD

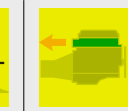


81-10543-00 N 2x
90311-38065
38x85
A SL RD FPM
 11/04



LEXUS

Ltr.  4,7 2UZ-FE 196 kW (267 PS) GX 470  09/05-11/09




61-10848-00 R
11115-50080
95,8 Ø
1,15 mm
MLS



61-10849-00 L
11116-50070
95,8 Ø
1,15 mm
MLS



14-15219-01 2x



71-11945-00 R
11213-50031



71-11946-00 L
11214-50011



12-54024-01 2x
90913-02101 (8x)
+90913-02112 (8x)



70-54024-00 ES 16x
90913-02101



70-54026-00 AS 16x
90913-02112



70-31414-10


81-10469-00 K ↔
43x60
A SL RD



81-10470-00 K ↔
95x113
A SL LD



4,7 2UZ-FE 197 kW (268 PS) LX 470 05/98-03/08

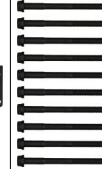
61-10848-00 R
11115-50080
95,8 Ø
1,15 mm
MLS



61-10849-00 L
11116-50070
95,8 Ø
1,15 mm
MLS



14-15219-01 2x



71-11945-00 R
11213-50031



71-11946-00 L
11214-50011



12-54024-01 2x
90913-02101 (8x)
+90913-02112 (8x)



70-54024-00 ES 16x
90913-02101



70-54026-00 AS 16x
90913-02112



70-31414-10




71-11947-00 ↔ 2x
17171-50020

71-11949-00 ↔ ②
17116-50010



71-11948-00 2x
17173-50021



81-10469-00 K ↔
43x60
A SL RD



81-10470-00 K ↔
95x113
A SL LD



81-10543-00 N 2x
90311-38065
38x85
A SL RD FPM



LEXUS

Ltr.  5,0 2UR-FSE 327 kW (445 PS)  LS 600h  09/07



61-11071-00 R
96 0
0,7 mm
MLS



61-11083-00 L
96 0
0,7 mm
MLS




14-32333-03
90910-02162 (10x)



2x

12-54024-01
90913-02101 (8x)
+90913-02112 (8x)



2x

70-54024-00 ES
90913-02101



16x

70-54026-00 AS
90913-02112



16x

70-31414-10


81-53274-00 K

90311-42045
42x60
A SL RD NBR



81-10470-00 K

95x113
A SL LD



5,7 3UR-FE 266-286 kW (362-389 PS) LX 570

[NEW]

61-11071-00 R
96 0
0,7 mm
MLS



61-11083-00 L
96 0
0,7 mm
MLS

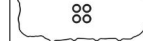


14-32333-03
90910-02162 (10x)



2x

15-18288-02 L



15-20151-02 R




71-18288-00 L



71-20151-00 R

12-54024-01
90913-02101 (8x)
+90913-02112 (8x)



2x

71-18291-00



11-15715-02



70-54024-00 ES
90913-02101



16x

70-54026-00 AS
90913-02112



16x

70-31414-10


81-53274-00 K

90311-42045
42x60
A SL RD NBR



81-10470-00 K

95x113
A SL LD



Haftungsausschluss

(für Katalog)

Alle Angaben in unserem Katalog wurden von uns sorgfältig geprüft, sind jedoch unverbindlich. Ersatzansprüche wegen Katalogangaben werden von uns nicht anerkannt. Der Käufer ist selbst verpflichtet, zu prüfen, ob unsere Teile für seine Zwecke geeignet sind. In allen Zweifelsfällen sollte Rücksprache mit unserem technischen Kundendienst erfolgen **Tel. +49 731 7046 999**.

Technische Weiterentwicklungen oder Änderungen bleiben vorbehalten, soweit damit keine Nachteile für den Kunden verbunden sind.

Angaben, Namens- und Markenzeichen, Beschreibungen, Nummern von Fahrzeugnummern und Herstellerzeichen, Original-Ersatzteilnummern der Fahrzeug- und Motorenhersteller u. a. sind ausschließlich für interne Zwecke gedacht. Solche Kennzeichnungen dürfen Fahrzeugbesitzern gegenüber nicht verwendet werden.

Wir weisen ausdrücklich darauf hin, dass alle von uns gelieferten Teile von geschultem Fachpersonal einzubauen sind. Reinz haftet für Fehler in diesem Katalog nur, wenn diese für den Kunden nicht offenbar erkennbar sind sowie nur bei Vorsatz und grober Fahrlässigkeit von Reinz, eines Vertreters oder eines Erfüllungsgehilfen. Dieser Haftungsausschluss gilt nicht im Rahmen

des Anwendungsbereichs des Produkthaftungsgesetzes und nicht bei Verletzung von Körper, Leben und Gesundheit, sowie bei der Verletzung von sog. Kardinalpflichten. Darüber hinaus ist unsere Haftung für Schäden, insbesondere für Personen-, Sach- oder Vermögensschäden, die unmittelbar oder mittelbar im Zusammenhang mit der Nutzung dieses Kataloges auftreten, sowie für nicht voraussehbare Schäden ausgeschlossen.

Reinz ist Inhaber aller Schutzrechte an den in diesem Katalog gespeicherten Daten. Kopie, Nachdruck, ganze oder teilweise Übernahme der Inhalte und Vervielfältigung, auch auszugsweise, ist nur mit unserer vorheriger schriftlicher Zustimmung sowie mit unserem Urheberrechtsvermerk zulässig.

Für Bestellungen, welche ab dem Erscheinungsdatum eines neuen Katalogs getätigt werden, sind alleine die Angaben des neuen Katalogs maßgeblich. Auf Angaben im Vorkatalog kann bei Neubestellungen nicht mehr zurückgegriffen werden.

Sofern Sie noch Fragen haben, bitten wir Sie, sich mit uns in Verbindung zu setzen.

VictorReinz.com/AGB

Exclusion of Liability

(for catalog)

All details in our catalog have been thoroughly checked by us but are however not binding. Right to damages on account of catalog details will not be recognized. The purchaser is obliged to check if our parts are suitable for their use. In all doubtful cases, the purchaser should consult our technical customer service under **+49 731 7046 999**.

We reserve the right to further technical developments or changes as long as no disadvantage for the customer results.

Details, name and trademarks, descriptions, numbers from vehicle numbers and manufacturer symbols, original vehicle replacement part numbers and engine manufacturer etc. are solely for internal use. Such labels must not be used with vehicle owners.

We specifically point out that all parts supplied by us must be assembled by trained specialists.

Reinz is liable for mistakes in this catalog only when they are not clearly recognizable for the customer, as well as by intent or gross negligence on the part of Reinz, its representative or vicarious agent. This exclusion of liability does not apply within the framework of the field of

application of the product liability laws and not by bodily harm, life and health, as well as by violation of cardinal duties. In addition, our liability for damages, especially personal, property or financial damages that occur directly or indirectly as a result of the use of this catalog, as well as non-foreseeable damages are excluded.

Reinz is the owner of all patent rights on the data stored in this catalog. Copies, reprints, whole or partial takeover of the contents and duplication even in excerpts are only permissible with our prior written approval, as well as with our copyright note.

For orders placed after the publication date of a new catalog, only the details in the new catalog are binding and no fall back to details in the previous catalog is possible.

In case you have further questions, do not hesitate to contact us.

VictorReinz.com/AGB

VictorReinz.com

reinz.info@dana.com

Technical Hotline +49 (0)731 7046-9 99

REINZ-Dichtungs-GmbH

Reinzstrasse 3-7
89233 Neu-Ulm
Germany
+49 (0)731 7046-0

VICTOR REINZ[®]

