


VICTOR REINZ®



MERCEDES-BENZ
Q3 / 2023



VictorReinz.com/online-catalog

Victor Reinz®

at a Glance



Online Catalog

VictorReinz.com/online-catalog



Newsletter

VictorReinz.com/EN/News/Newsletter.aspx?region



Youtube

www.youtube.com/user/VictorReinzSealingEN



Catalog News

VictorReinz.com/news



Technical Service Information

VictorReinz.com/tsi



Facebook

www.facebook.com/VictorReinzParts



Just seal it!

VictorReinz.com/jsi



Technical Datasheet

VictorReinz.com/jsi-datasheet



LinkedIn

www.linkedin.com/showcase/victor-reinz-emea




Safety Datasheet

VictorReinz.com/jsi-datasheet




Homepage

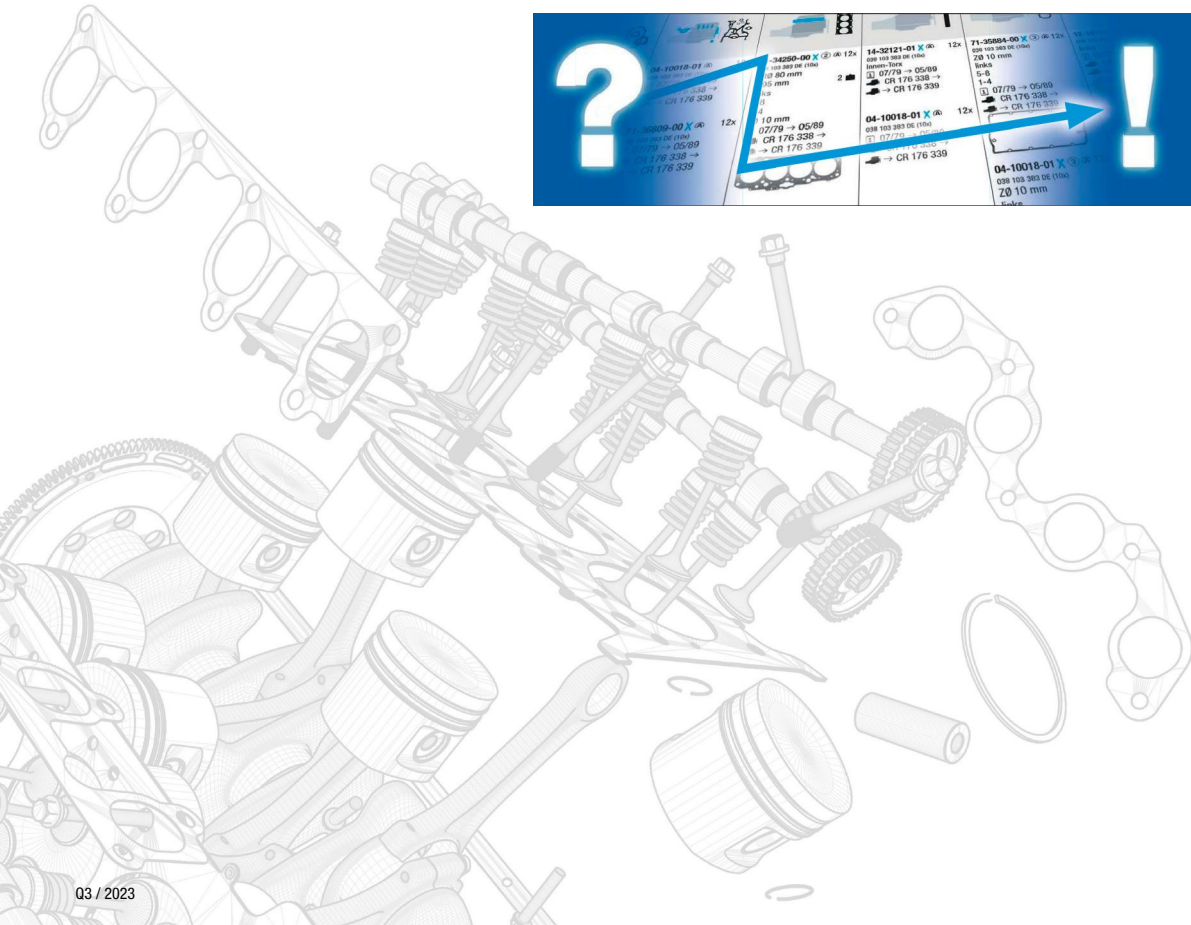
VictorReinz.com



[VictorReinz.com/catalog-info](https://www.victorreinz.com/catalog-info)



[VictorReinz.com/catalog-how-to-use](https://www.victorreinz.com/catalog-how-to-use)



MERCEDES-BENZ

Code		Code		Code		Code		Code		Code			
0-9		M 103.942	86	M 110.992	86	M 112.922	103	M 113.986	165	M 116.981	129	M 130.920	98
112.946	128	M 103.943	86	M 110.993	86	M 112.923	103	M 113.987	165	M 116.982	129	M 130.921	104
139.580	40	M 103.980	111	M 110.994	97-98	M 112.925	103	M 113.988	165	M 116.983	129	M 130.922	104
200.731	8	M 103.981	111	M 111.920	15	M 112.940	128	M 113.989	164-165	M 116.984	129	M 130.923	99
256.830	125	M 103.982	105	M 111.921	16	M 112.941	128	M 113.990	165	M 116.985	129	M 130.924	104
260.920	29	M 103.983	111	M 111.940	26	M 112.942	128	M 113.991	165	M 116.990	129	M 130.925	99
282.814	8-9	M 103.984	111	M 111.941	26	M 112.943	128	M 113.992	164-165	M 116.992	129	M 130.933	105
		M 103.985	111	M 111.942	26	M 112.944	128	M 113.993	164-165	M 117.960	154	M 130.980	99
M		M 103.987	111	M 111.943	26	M 112.945	128	M 113.994	165	M 117.961	155	M 130.981	100
M 102.910	15	M 104.900	102	M 111.944	26	M 112.946	128	M 113.995	164	M 117.962	155	M 130.983	100
M 102.919	15	M 104.941	102	M 111.945	26	M 112.947	128	M 114.920	81	M 117.963	155	M 130.984	101
M 102.920	18	M 104.941 (AMG 3.6)	132	M 111.946	26	M 112.949	128	M 114.980	81	M 117.964	155	M 133.980	28
M 102.921	19	M 104.942	102	M 111.947	26	M 112.951	128	M 114.981	81	M 117.965	155-156	M 135.950	9
M 102.922	20	M 104.943	102	M 111.948	26	M 112.953	128	M 115.920	44	M 117.967	168	M 137.970	169
M 102.924	21	M 104.944	102	M 111.950	26	M 112.954	128	M 115.921	44	M 117.968	166	M 137.980	173
M 102.938	22	M 104.945	102	M 111.951	26	M 112.955	128	M 115.922	44	M 117.981	152	M 139.980	28
M 102.939	23-24	M 104.980	112	M 111.952	26	M 112.960	128	M 115.923	27	M 117.982	152	M 152.980	166
M 102.942	56, 58	M 104.981	113	M 111.955	26	M 112.961	128	M 115.924	44	M 117.983	152	M 155.980	165-166
M 102.943	60	M 104.990	126-127	M 111.956	26	M 112.970	133	M 115.926	27	M 117.984	152	M 156.980	172-173
M 102.945	61	M 104.991	127	M 111.957	26	M 112.972	133	M 115.927	44	M 117.985	153	M 156.981	172
M 102.946	61	M 104.992	127	M 111.958	26	M 112.973	133	M 115.928	44	M 117.986	153	M 156.982	172-173
M 102.955	61	M 104.992 (AMG 3.6)	133	M 111.960	44	M 112.975	133	M 115.929	44	M 117.992	152	M 156.983	172-173
M 102.958	61	M 104.994	127	M 111.961	44	M 112.976	133	M 115.932	44	M 117.993	152	M 156.984	172-173
M 102.959	62	M 104.995	127	M 111.970	69	M 113.940	148	M 115.933	44	M 119.960	157	M 156.985	172-173
M 102.961	24	M 104.996	127	M 111.973	70	M 113.941	148	M 115.934	44	M 119.970	158	M 157.980	167
M 102.962	25	M 108.920	80	M 111.974	70	M 113.942	148	M 115.935	44	M 119.971	142	M 157.981	167
M 102.963	25	M 108.924	80	M 111.975	70-71	M 113.943	148	M 115.938	27	M 119.972	159-160	M 157.982	167
M 102.964	26	M 110.921	86	M 111.977	70	M 113.944	148	M 115.939	27	M 119.972 (AMG 6.0)	170	M 157.983	167
M 102.965	25	M 110.922	87	M 111.978	71-72	M 113.948	148	M 115.951	75	M 119.974	161	M 157.984	167
M 102.979	62	M 110.923	88	M 111.979	73-74	M 113.960	155	M 115.952	75	M 119.974 (AMG 6.0)	170	M 157.985	167
M 102.980	63	M 110.924	88	M 111.980	74	M 113.961	155	M 115.954	75	M 119.975	143	M 159.980	173
M 102.981	64-65	M 110.926	89	M 111.981	74	M 113.962	155	M 115.955	75	M 119.980	162	M 160 E6AL B03	7
M 102.982	66	M 110.931	86	M 111.982	74	M 113.963	155	M 115.958	75	M 119.981	144	M 160 E6AL B04	7
M 102.983	67	M 110.932	90	M 111.983	74	M 113.964	155	M 115.970	75	M 119.982	163	M 160 E6AL B05	7
M 102.985	68	M 110.981	86	M 111.984	74	M 113.965	155	M 115.971	75	M 119.982 (AMG 6.0)	170	M 161.971	74
M 102.987	68	M 110.982	86	M 112.910	79	M 113.966	155	M 115.972	75	M 119.985	145, 164	M 166.940	9
M 102.989	69	M 110.983	86	M 112.911	79	M 113.967	155	M 115.973	75	M 120.980	171	M 166.960	11
M 102.990	80	M 110.984	91, 103	M 112.912	86	M 113.968	155	M 115.974	75	M 120.981	171	M 166.961	11
M 102.991	80	M 110.985	92	M 112.913	86	M 113.969	155	M 116.960	133	M 120.982	172	M 166.990	18
M 102.992	80	M 110.986	93	M 112.914	86	M 113.971	156	M 116.961	133	M 120.983	172	M 166.991	18
M 102.996	62	M 110.987	93	M 112.915	86	M 113.980	164-165	M 116.962	134	M 121.924	17	M 166.995	40
M 102.997	68	M 110.988	94	M 112.916	86	M 113.981	165	M 116.963	134	M 121.940	27	M 176.980	135-137
M 102.998	68	M 110.989	95	M 112.917	86	M 113.982	165	M 116.964	140	M 123.920	81	M 177.980	137-138
M 103.940	86	M 110.990	96	M 112.920	103	M 113.984	164-165	M 116.965	140-141	M 123.921	81	M 178.980	138
M 103.941	86	M 110.991	86	M 112.921	103	M 113.985	165	M 116.980	129	M 127.981	75	M 180.922	44

MERCEDES-BENZ

Code		Code		Code		Code		Code		Code			
M 180.926	44	M 271.954	16	M 272.988	130	M 278.912	138	OM 354.901	139	OM 602.938	82	OM 611.980	48
M 180.927	44	M 271.955	16	M 272.991	130	M 278.920	154	OM 354.902	139	OM 602.939	82	OM 611.981	48
M 180.928	44	M 271.956	16	M 273.922	153	M 278.922	153-154	OM 354.903	139	OM 602.940	105	OM 611.987	48
M 180.929	44	M 271.957	16	M 273.923	154	M 278.927	154	OM 354.923	139	OM 602.942	105	OM 611A	47
M 180.940	44	M 271.958	16	M 273.924	153	M 278.928	154	OM 354.924	139	OM 602.946	105	OM 611LA	47
M 180.941	44	M 272.911	82	M 273.960	167	M 278.929	154	OM 354.925	139	OM 602.947	105	OM 612.961	101
M 180.942	44	M 272.920	82	M 273.961	167	M 278.932	153-154	OM 364.901	139	OM 602.961	82	OM 612.962	101
M 180.943	44	M 272.921	82	M 273.962	167	M 279.980	172	OM 364.906	139	OM 602.962	82	OM 612.963	101
M 180.945	76	M 272.922	82	M 273.963	167	M 279.981	172	OM 364.911	139	OM 602.980	106	OM 612.965	101
M 180.947	76	M 272.923	82	M 273.965	167	M 279.982	172	OM 364.912	139	OM 602.982	107	OM 612.966	101
M 180.949	76	M 272.940	115	M 273.966	167	M 282.914	8-9	OM 364.913	139	OM 602.983	107	OM 612.967	101
M 180.950	76	M 272.941	115	M 273.967	167	M 285.950	168	OM 364.914	139	OM 602.984	108	OM 612.981	101
M 180.951	76	M 272.942	115	M 273.968	167			OM 364.916	139	OM 602.985	108	OM 612.990	117
M 180.954	76	M 272.943	115	M 273.969	167	O		OM 364.917	139	OM 602.986	108	OM 613.960	128
M 180.955	76	M 272.944	115	M 273.970	167	OM 314.900	134	OM 364.919	139	OM 602.991	105	OM 613.961	128
M 180.958	44	M 272.945	115	M 273.971	167	OM 314.914	135	OM 364.920	139	OM 602.993	82	OM 615.912	49
M 200.711	7	M 272.946	115	M 274.910	12	OM 314.915	135	OM 364.921	139	OM 603.912	116	OM 615.913	35
M 254.915	10	M 272.947	115	M 274.920	31	OM 314.918	135	OM 364.950	139	OM 603.913	116	OM 615.915	36
M 254.920	28	M 272.948	115	M 275.950	168	OM 314.919	135	OM 364.952	139	OM 603.931	116	OM 615.917	50
M 256.925	81	M 272.949	115	M 275.951	168	OM 314.920	135	OM 364.953	139	OM 603.960	116	OM 615.919	50
M 256.930	113-114	M 272.952	115	M 275.953	168	OM 314.921	135	OM 364.954	139	OM 603.961	116	OM 615.936	50
M 260.920	29	M 272.960	130	M 275.954	168	OM 314.922	135	OM 364.956	139	OM 603.962	116	OM 615.937	50
M 264.915	10	M 272.961	130	M 275.980	172	OM 314.940	135	OM 364.957	139	OM 603.963	116	OM 615.939	51
M 264.920	30	M 272.962	130	M 275.981	172	OM 314.941	135	OM 364.958	139	OM 603.970	129	OM 615.940	36
M 266.920	10	M 272.963	130	M 275.982	172	OM 314.942	135	OM 364.959	139	OM 603.971	129	OM 615.941	51
M 266.940	14	M 272.964	130	M 275.983	172	OM 314.943	135	OM 364.980	139	OM 603.972	129, 132	OM 615.942	36
M 266.960	30	M 272.965	130	M 276.820	115	OM 314.945	135	OM 364.981	139	OM 604.910	46	OM 615.943	36
M 266.980	30	M 272.966	130	M 276.821	115	OM 314.946	135	OM 364.983	139	OM 604.912	46	OM 615.944	36
M 270.910	12	M 272.967	130	M 276.822	115	OM 314.947	134	OM 364.984	139	OM 604.915	33	OM 615.960	36
M 270.920	31	M 272.968	130	M 276.823	115	OM 314.948	135	OM 364.986	139	OM 604.917	34	OM 615.961	36
M 271.820	16	M 272.969	130	M 276.824	115	OM 314.949	135	OM 364.987	139	OM 605.910	83	OM 615.963	37
M 271.860	16	M 272.970	130	M 276.825	115	OM 314.950	134	OM 364.989	139	OM 605.911	84	OM 615.964	36
M 271.861	16	M 272.971	130	M 276.826	115	OM 314.951	135	OM 601.911	32	OM 605.912	84	OM 615.965	36
M 271.910	12	M 272.972	130	M 276.850	131	OM 314.953	135	OM 601.912	33	OM 605.960	85	OM 615.966	36
M 271.911	12	M 272.973	130	M 276.853	131	OM 314.954	135	OM 601.913	33	OM 605.962	85	OM 615.967	36
M 271.921	16	M 272.974	130	M 276.950	131	OM 314.958	135	OM 601.921	45	OM 606.910	116	OM 615.968	36
M 271.940	16	M 272.975	130	M 276.952	131-132	OM 314.959	135	OM 601.940	77	OM 606.912	117	OM 615.969	36
M 271.941	16	M 272.977	130	M 276.954	131	OM 314.960	135	OM 601.941	77	OM 606.961	117	OM 615.970	37
M 271.942	17	M 272.978	130	M 276.955	131	OM 314.961	135	OM 601.942	77	OM 606.962	117	OM 616.910	79
M 271.944	16	M 272.979	130	M 276.956	131	OM 314.962	135	OM 601.943	77	OM 606.964	117	OM 616.912	79
M 271.946	16	M 272.980	130	M 276.957	131	OM 314.963	135	OM 601.970	78	OM 607.951 (K9K)	11	OM 616.913	79
M 271.948	16	M 272.982	131	M 276.958	131	OM 314.967	135	OM 602.911	82	OM 608.915 (K9K)	11	OM 616.914	79
M 271.950	16	M 272.983	131	M 276.960	131	OM 314.968	135	OM 602.912	82	OM 611.960	47	OM 616.916	79
M 271.951	16	M 272.984	131	M 277.980	172	OM 352.906	168	OM 602.930	82	OM 611.961	40, 47	OM 616.917	79
M 271.952	16	M 272.985	131	M 278.910	138	OM 352.911	168	OM 602.931	82	OM 611.962	41, 48	OM 616.933	79

MERCEDES-BENZ



OM 616.934	79
OM 616.936	79
OM 616.937	79
OM 616.938	79
OM 616.939	79
OM 616.940	79
OM 616.944	79
OM 616.963	80
OM 617.910	118
OM 617.912	108
OM 617.913	108
OM 617.919	118
OM 617.931	118
OM 617.932	118
OM 617.950	118
OM 617.951	118
OM 617.952	109, 118
OM 621.910	18
OM 621.912	37
OM 621.913	37
OM 621.914	37
OM 621.918	37
OM 621.919	37
OM 621.930	37
OM 622.851	14
OM 622.951	13
OM 626.951	13
OM 628.960	140
OM 628.961	140
OM 628.962	140
OM 628.963	140
OM 629.910	140
OM 629.911	140
OM 629.912	140
OM 636.915	14
OM 636.930	17
OM 636.931	17
OM 640.940	37
OM 640.941	37-38
OM 640.942	37
OM 642.820	119
OM 642.822	119
OM 642.824	119
OM 642.826	120
OM 642.830	119



OM 642.832	119
OM 642.834	120
OM 642.835	120
OM 642.836	119
OM 642.838	120
OM 642.850	119
OM 642.852	120
OM 642.853	120
OM 642.854	120
OM 642.855	120
OM 642.856	119
OM 642.858	120
OM 642.861	120
OM 642.862	120
OM 642.867	120
OM 642.868	120
OM 642.870	119
OM 642.872	120
OM 642.873	120
OM 642.884	119
OM 642.886	120
OM 642.887	119
OM 642.889	121
OM 642.890	121
OM 642.896	121
OM 642.898	121
OM 642.899	121
OM 642.910	122
OM 642.920	121-122
OM 642.921	122
OM 642.930	119, 123
OM 642.932	119, 123-124
OM 642.940	121-122
OM 642.950	121-122
OM 642.960	119
OM 642.961	119
OM 642.970	121
OM 642.975	123-124
OM 642.986	121
OM 642.990	121
OM 642.992	121
OM 642.993	121
OM 646.701	41, 51
OM 646.811	41
OM 646.812	41



OM 646.820	42
OM 646.821	42
OM 646.951	42
OM 646.961	42, 52
OM 646.962	42
OM 646.963	42
OM 646.966	42, 52
OM 646.980	42
OM 646.981	42
OM 646.982	38, 42
OM 646.983	42
OM 646.984	42, 52
OM 646.985	42
OM 646.986	43
OM 646.989	42
OM 646.990	42
OM 647.961	101
OM 648.960	128
OM 648.961	128
OM 651.901	17
OM 651.911	43, 52
OM 651.912	52
OM 651.913	52
OM 651.916	52
OM 651.921	53
OM 651.924	43, 52
OM 651.925	52
OM 651.930	53
OM 651.940	43, 53
OM 651.950	54
OM 651.955	43, 53
OM 651.956	43, 53
OM 651.957	53
OM 651.958	54
OM 651.960	54-55
OM 651.961	55
OM 651.980	55
OM 654.820	38
OM 654.916	13
OM 654.920	39
OM 656.929	109-110, 125
OM 660 DE 8LA	7
OM 661.911	77
OM 661.940	78
OM 668.914	14


















OM 668.940	15
OM 668.941	14
OM 668.942	14
OM 699.300	79
OM 699.301	79
OM 900.916	149
OM 900.917	146
OM 900.918	149
OM 900.919	146
OM 900.921	149
OM 900.922	150
OM 904.903	150
OM 904.904	150
OM 904.908	111, 147
OM 904.912	150
OM 904.914	150
OM 904.917	148
OM 904.918	150
OM 904.919	150
OM 904.920	150
OM 904.921	150
OM 904.923	150
OM 904.924	150
OM 904.925	150
OM 904.926	150
OM 904.929	150
OM 904.931	150
OM 904.932	150
OM 904.933	150
OM 904.934	150
OM 904.935	150
OM 904.936	150
OM 904.937	150
OM 904.938	150
OM 904.939	150
OM 904.940	150
OM 904.944	150
OM 904.946	150
OM 904.947	150
OM 904.948	150
OM 904.950	150
OM 904.951	150
OM 904.954	150
OM 904.955	150
OM 904.956	150







OM 904.959	150
OM 904.961	150
OM 904.964	147
OM 904.971	151
OM 904.974	151
OM 904.975	151
OM 904.977	152
OM 904.978	152
OM 904.979	152
OM 904.980	152
OM 904.981	152
OM 904.983	152
OM 907.910	150
OM 907.920	150
OM 907.930	150
OM 907.940	150
OM 907.941	150
OM 907.960	150
OM 907.970	150
OM 907.980	150
OM 907.990	150

MERCEDES-BENZ





Ltr.   
 0,6 M 160 EGAL B03 33-45 kW (45-61 PS) 07/98
 M 160 EGAL B04
 M 160 EGAL B05

										
	02-31400-01	08-35226-01	04-10009-01 	61-31400-00 000 3086 V003 64 Ø 0,45 mm	14-32043-01 000 4291 V000 (6x)	15-39821-01	12-31306-13 70-31306-00 000 053 11 00	11-35210-01  6x 71-31420-00 000 3169 V005	70-31414-10	81-35035-00  166 997 02 46 40x62 A RD PTFE ACM 81-35051-00  166 997 01 46 80x100 A LD PTFE ACM








































































0,8 OM 660 DE 8LA 30 kW (41 PS)

	02-33165-01	08-35224-01	04-10052-01 	61-33165-00 660 016 01 20 66,5 Ø MLS	14-32173-01	18-33173-50 000 1421 V003 71-36807-00 660 016 00 00	12-31306-13 70-31306-00 000 053 11 00	71-36503-00  3x 71-33226-00 000 4613 V002	70-31414-10	81-35035-00  166 997 02 46 40x62 A RD PTFE ACM 81-35051-00  166 997 01 46 80x100 A LD PTFE ACM
--	-------------	-------------	---	---	-------------	--	---	---	-------------	---




































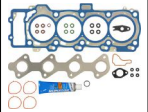
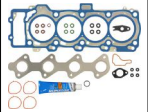




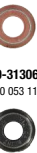








1,2 M 200.711 84 kW (114 PS) CITAN 112 CDI (415) 06/13-08/21

	02-10196-01 200 016 00 00	08-10026-01 200 015 00 00	04-10337-01 	61-10256-00 73,7 Ø 0,6 mm MLS	14-32378-01 200 016 05 00	71-10887-00 200 016 01 00	12-53036-01 200 053 04 00 (16x)	71-10894-00  200 098 01 00 71-40014-00 200 096 00 80	70-31414-10	81-53592-00  40x52 SL RD FPM 81-40874-00  200 014 01 00 84x117 A SL LD FPM
--	------------------------------	------------------------------	---	--	------------------------------	------------------------------	------------------------------------	--	-------------	--

MERCEDES-BENZ

<p>Ltr. </p>											
<p>1,4 M 166.940 60 kW (82 PS) A 140 (168) 07/97-08/04</p>		<p>02-31345-01</p> 	<p>08-35384-01</p> 		<p>61-31345-00 166 016 01 20 81 Ø 0,7 mm MLS</p> 	<p>14-32213-01 266 016 02 69 (10x)</p> 	<p>71-35007-00 166 018 00 80</p> 	<p>12-31306-09 000 053 51 58</p>  <p>70-29491-00 AS 4x 000 053 42 58</p>  <p>70-31306-00 ES 4x 000 053 11 00</p> 	<p>71-35377-00  4x 166 141 00 80</p>  <p>71-33412-00  166 140 02 34</p> 		<p>81-35035-00  166 997 02 46 40x62 A RD PTFE ACM</p>  <p>81-90009-00  166 010 01 14</p> 
<p>1,4 M 282.914 160 kW (218 PS) B 250 e (247) 06/20 [NEW]</p>		<p>02-11086-02</p>	<p>08-10186-01</p> 		<p>61-11086-00 282 016 04 00 73 Ø 0,6 mm MLS</p> 	<p>14-19487-01 282 990 01 05 (10x)</p> 		<p>12-20417-01 282 053 25 00 (4x)</p>  <p>70-20417-00 8x 70-20419-00 8x</p>	<p>71-19650-00  4x 282 098 04 00</p>  <p>71-19652-00  4x 282 098 03 00</p>  <p>71-19651-00  282 142 08 00</p> 	<p>70-31414-10</p> 	<p>81-10478-00  281 997 01 46 40x52 PTFE</p>  <p>81-10479-00  281 997 01 46 84x117 PTFE</p> 
<p>1,4 282.814 160 kW (218 PS) B 250 (247) 11/22 [NEW]</p>					<p>61-11086-00 282 016 04 00 73 Ø 0,6 mm MLS</p> 	<p>14-19487-01 282 990 01 05 (10x)</p> 	<p>70-31414-10</p> 	<p>71-19652-00  4x 282 098 03 00</p>  <p>71-19650-00   282 098 04 00</p>  <p>71-18739-00  282 142 06 00</p>	<p>70-31414-10</p> 	<p>81-10478-00  281 997 01 46 40x52 PTFE</p> 	
<p>1,5 M 135.950 80 kW (109 PS)</p>	<p>01-34240-01</p> 				<p>61-34240-00 135 016 01 20 76 Ø</p> 	<p>14-10276-01 135 016 00 69 (10x)</p> 	<p>71-39019-00</p> 	<p>12-34223-02 135 053 00 58 (16x)</p>  <p>70-34223-00 16x 135 053 00 58</p> 	<p>71-39022-00  4x 135 142 02 80</p>  <p>71-34911-00  135 142 02 80</p> 	<p>70-31414-10</p> 	<p>81-39028-00  29x48 A RD</p>  <p>81-10657-00  135 010 00 68 85 Ø LD PTFE</p> 






















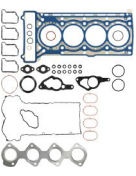



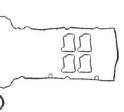
















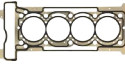













MERCEDES-BENZ

<p>Ltr.  1,5 M 254.915</p> <p>125-150 kW (170-204 PS)</p> <p>C 180 d (206) C 180 (206) C 200 (206)</p> <p>03/21  [NEW]</p>			 <p>08-10200-01</p>		 <p>61-10265-00 254 016 04 00 79 Ø MLS</p>	 <p>14-19774-01 000 016 04 00(14x)</p> 	 <p>70-31414-10</p> 	 <p>12-39356-02 254 053 48 00</p>	 <p>71-21910-00  4x 254 141 04 00</p> <p>71-21920-00  254 142 27 00</p>		 <p>81-10636-00  K 254 010 03 01 55 Ø FPM/ACM</p> <p>81-10595-00  K 016 997 20 46 96x114 ESS LD FPM</p> 
<p>1,5 M 264.915</p> <p>95-135 kW (129-184 PS)</p> <p>C 160 (205) C 180 (205) C 200 EQ Boost (205) CLS 260 EQ Boost (257) E 180 (213) E 260 EQ Boost (213) E 260 EQ Boost (238)</p> <p>04/18 [NEW]</p>		<p>02-10805-02</p>	<p>08-10170-01</p> <p>04-10382-01 </p> 	<p>61-10805-00 264 016 08 00 84 Ø 0,75 mm MLS</p> 	<p>14-10881-01 000 016 05 69 (10x)</p> 	<p>70-31414-10</p> 	<p>12-10009-01 000 053 07 00 (4x)</p> 	<p>71-42726-00  4x 270 096 01 80</p> <p>71-40213-00  274 142 01 80</p> 	<p>70-31414-10</p> 	<p>81-35035-00  K 166 997 02 46 40x62 A RD PTFE ACM</p>  <p>81-10394-00  K 270 010 00 68 99x115 FPM</p> 	
<p>1,5 M 266.920</p> <p>70 kW (95 PS)</p> <p>A 150 (169) A 160 (169) B 150 (245) B 160 (245)</p> <p>09/04-06/12</p>		<p>02-34815-01</p> 	<p>08-37244-01</p> 	<p>61-34815-00 266 016 06 20 0,25 mm MLS</p> 	<p>14-32213-01 266 016 02 69 (10x)</p> 	<p>70-31414-10</p> 	<p>70-29491-00 AS 4x 000 053 42 58</p> <p>70-31306-00 ES 4x 000 053 11 00</p> 	<p>71-36686-00  4x 266 141 00 80</p> <p>71-34942-00  266 142 00 80</p> 	<p>70-31414-10</p> 	<p>81-10401-00  K 000 997 19 08 40x62 A SL RD FPM</p>  <p>81-10656-00  K 266 011 01 32 90 Ø LD FPM</p> 	

MERCEDES-BENZ

Ltr.	OM 607.951 (K9K)	55-81 kW (75-110 PS)	A 160 CDI (176) A 180 CDI (176) B 160 CDI (246) B 180 CDI (246) CITAN 108 CDI (415) CITAN 109 CDI (415) CITAN 111 CDI (415) CLA 180 CDI (117) CLA 180 d (117) GLA 180 CDI (156)	06/12											
1,5	OM 607.951 (K9K)	55-81 kW (75-110 PS)	A 160 CDI (176) A 180 CDI (176) B 160 CDI (246) B 180 CDI (246) CITAN 108 CDI (415) CITAN 109 CDI (415) CITAN 111 CDI (415) CLA 180 CDI (117) CLA 180 d (117) GLA 180 CDI (156)	06/12		02-37930-01 	08-10019-01 	04-10328-01	61-37930-10 77,5 Ø 0,8 mm MLS 	14-32230-01 	71-40854-00 	12-33512-04 8x 70-33512-00 607 053 00 00 	71-37214-10	71-38517-00 	81-36957-00 607 997 05 46 35x47 A SL RD PTFE ACM 81-35051-00 166 997 01 46 80x100 A LD PTFE ACM 81-38506-00 28x42 A SL RD PTFE (Polytetrafluorethylen)/ACM (Polyacryl-Kautschuk)
1,5	OM 608.915 (K9K)	55-85 kW (75-116 PS)	A 160 d (177) A 180 d (176) A 180 d (177) B 160 d (247) B 180 d (247) CITAN 108 CDI (415) CITAN 108 CDI (420) CITAN 109 CDI (415) CITAN 110 CDI (420) CITAN 111 CDI (415) CITAN 112 CDI (420) CLA 180 d (118) T 160 (420) T 180 (420) 112 CDI (420)	03/18		02-10205-01 607 010 54 00 +608 016 09 00 	08-38517-01 		61-10205-00 608 016 09 00 77,2 Ø 0,75 mm MLS 	14-20350-01 608 016 06 00 	71-18217-00 608 018 02 00 	12-33512-04 8x 70-33512-00 607 053 00 00 	71-12500-00	71-38517-00 	81-36957-00 607 997 05 46 35x47 A SL RD PTFE ACM 81-35051-00 166 997 01 46 80x100 A LD PTFE ACM
1,6	M 166.960 M 166.961	60-75 kW (82-102 PS)	A 140 (168) A 160 (168) Vaneo 1.6 (417)	07/97-07/05		02-31345-01 	08-35384-01 		61-31345-00 166 016 01 20 81 Ø 0,7 mm MLS 	14-32213-01 266 016 02 69 (10x) 	71-35007-00 166 018 00 80 	12-31306-09 000 053 51 58 4x 70-29491-00 000 053 42 58 70-31306-00 000 053 11 00 4x	71-35377-00	71-35377-00	81-35035-00 166 997 02 46 40x62 A RD PTFE ACM 81-90009-00 166 010 01 14

MERCEDES-BENZ

<p>Ltr.  1,6 M 270.910</p> <p> 75-115 kW (102-156 PS)</p> <p> 11/11</p> <p>A 160 (176) A 180 (176) A 200 Flex (176) A 200 (176) B 160 (246) B 180 (246) B 200 Flexfuel (246) B 200 (246) CLA 180 (117) CLA 200 Flex (117) CLA 200 (117) GLA 180 (156) GLA 200 Flex (156) GLA 200 (156)</p>		<p>02-38270-01</p> 	<p>08-10017-01</p> 	<p>04-10349-01 </p> 	<p>61-38270-00</p> <p>270 016 00 20 84 Ø 0,67 mm</p> 	<p>14-10881-01</p> <p>000 016 05 69 (10x)</p> 	<p>70-31414-10</p> 	<p>12-31306-01</p> <p>000 053 46 58 (16x)</p> 	<p>71-42726-00  4x</p> <p>270 096 01 80</p>  <p>71-39764-00 </p> <p>270 142 04 80</p> 	<p>70-31414-10</p> 	<p>81-10401-00 </p> <p>000 997 19 08 40x62 A SL RD FPM</p>  <p>81-10394-00 </p> <p>270 010 00 68 99x115 FPM</p> 
<p>1,6 M 271.910 M 271.911</p> <p>95-115 kW (129-156 PS)</p> <p>C 180 Kompressor (204) C 180 (204) CLC 160 (203)</p> <p>01/08-08/14</p>		<p>02-36015-05</p> 	<p>08-37223-01</p> 		<p>61-36015-00</p> <p>271 016 11 20 83 Ø 0,6 mm MLS</p> 	<p>14-32214-01</p> <p>271 016 03 69 (10x)</p> 	<p>15-36411-01</p>  <p>71-36411-00</p> <p>271 016 09 21</p> 	<p>12-29491-01</p> <p>612 050 00 58 (4x)  30677490</p>  <p>12-31306-01</p> <p>000 053 46 58 (16x)  30677491 →</p> 	<p>71-36409-00  4x</p> <p>271 141 08 80</p>  <p>71-33733-00 </p> <p>271 142 03 80</p> 	<p>70-31414-10</p> 	<p>81-26248-10 </p> <p>014 997 70 46 45x67 A SL RD PTFE</p>  <p>81-90048-10 </p> <p>271 014 00 04 93 Ø LD FPM</p> 
<p>1,6 M 274.910</p> <p>95-115 kW (129-156 PS)</p> <p>C 160 (205) C 180 CGI (204) C 180 Flex (205) C 180 (204) C 180 (205) E 180 (212) E 180 (213) SLC 180 (172)</p> <p>01/08</p>		<p>02-38285-01</p> 	<p>08-10018-01</p> 		<p>61-38285-00</p> <p>274 016 00 20 84 Ø 0,6 mm MLS</p> 	<p>14-10881-01</p> <p>000 016 05 69 (10x)</p> 	<p>70-31414-10</p> 	<p>12-31306-01</p> <p>000 053 46 58 (16x)</p>  <p>70-31306-00</p> <p>000 053 11 00</p> 	<p>71-42726-00  4x</p> <p>270 096 01 80</p>  <p>71-40213-00 </p> <p>274 142 01 80</p> 	<p>70-31414-10</p> 	<p>81-10401-00 </p> <p>000 997 19 08 40x62 A SL RD FPM</p>  <p>81-10394-00 </p> <p>270 010 00 68 99x115 FPM</p> 

MERCEDES-BENZ

Ltr.	OM	Power	Model	Year	Image 1	Image 2	Image 3	Image 4	Image 5	Image 6	Image 7	Image 8	Image 9	Image 10	Image 11
1,6	OM 622.951	65-84 kW (88-114 PS)	MARCO POLO 160 CDI (447) MARCO POLO 180 CDI (447) VITO 109 BlueTEC / d (447) VITO 109 CDI (447) VITO 111 BlueTEC / d (447) VITO 111 CDI (447)	10/14											
						02-10136-02 	08-10136-02 		61-10136-00 626 016 00 00 81 Ø 1,6 mm MLS 	14-11002-01 622 016 00 00 	70-31414-10 	12-33512-02 607 053 00 00(16x) 	71-10776-00 I 626 141 00 80 71-10962-00 626 142 00 00 	70-31414-10 	81-38518-00 K 470 997 43 00 50x81 RD PTFE ACM 81-10484-00 K 96x108 LD FPM
1,6	OM 626.951	85-100 kW (116-136 PS)	C 180 BlueTEC / d (205) C 200 BlueTEC / d (205)	05/14-05/18		02-10136-03 626 010 42 00	08-10136-02 		61-10136-00 626 016 00 00 81 Ø 1,6 mm MLS 	14-11002-01 622 016 00 00 	70-31414-10 	12-33512-02 607 053 00 00(16x) 	71-10776-00 I 626 141 00 80 71-10962-00 626 142 00 00 	70-31414-10 	81-38518-00 K 470 997 43 00 50x81 RD PTFE ACM 81-10484-00 K 96x108 LD FPM
1,6	OM 654.916	90-118 kW (122-160 PS)	C 180 d (205) C 200 d (205) E 200 d (213)	05/18			08-10032-01			14-12813-01 000 016 02 00 (10x) 	15-10780-01 71-12665-00 I 654 016 07 00 71-12666-00 A 654 016 22 00 	12-31306-01 000 053 46 58 (16x) 	71-12695-00 I 654 141 04 00 71-42944-00 654 142 15 00 	70-31414-10 71-12668-00 654 014 52 00 71-12669-00 654 014 93 00 	81-10491-00 K 654 010 30 00 55 Ø FPM/ACM 80192772 81-10636-00 K 254 010 03 01 55 Ø FPM/ACM 80192773→ 81-10595-00 K 016 997 20 46 96x114 ESS LD FPM

MERCEDES-BENZ

Ltr. 1,7 OM 668.940 55-66 kW (75-90 PS) A 160 CDI (168) A 170 CDI (168) 07/98-08/04

	02-34085-01 	08-35386-01 	04-10075-01	61-34085-00 668 016 01 20 81 Ø MLS 	14-32108-01 668 990 01 22 (10x) 	15-35008-01 668 016 04 21 +668 016 02 21 	12-31306-09 000 053 51 58 70-29491-00 AS 000 053 42 58 70-31306-00 ES 000 053 11 00 	2x 71-35387-00 668 098 00 65 71-35009-00 668 142 03 80 	2x 70-31414-10 	81-35035-00 166 997 02 46 40x62 A RD PTFE ACM 81-90009-00 166 010 01 14 		
















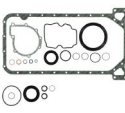


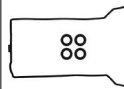


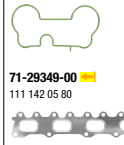







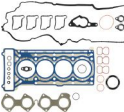



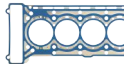





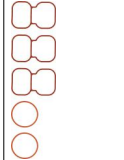









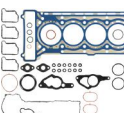

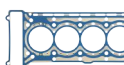

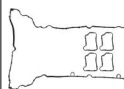





















1,8 M 102.910 77-80 kW (105-109 PS) 190 E (201) 04/90

	02-25230-16 102 010 61 41 	08-26543-09 102 010 33 05 08-26543-12 102 010 34 05 		61-25230-40 102 016 27 20 91 Ø 1,75 mm 	14-32026-01 615 990 02 12 (10x) 	71-25168-10 102 016 11 21 71-26396-10 102 016 12 21 	12-25227-03 102 050 01 58 70-25227-10 ES 102 053 16 58 70-25228-10 AS 102 053 03 58 	4x 71-25198-10 102 141 27 80 71-29087-00 102 141 24 80 71-25226-20 102 142 14 80 71-26564-10 102 142 15 80	3x 71-26543-10 102 014 07 22 	81-26248-00 120 997 03 46 45x67 A SL RD FPM 81-26249-00 017 997 74 47 93x114 A SL LD FPM 	

1,8 M 111.920 90 kW (122 PS) C 180 (202) 03/93-09/00

	02-31025-01 111 010 29 20 	08-29170-01 111 010 31 08 		61-31025-10 111 016 24 20 86,5 Ø 175 mm 	14-32028-02 102 990 08 10 (10x) 	15-31001-01 111 016 02 21 +111 016 07 21 (4x) 	12-29491-01 612 050 00 58 (4x) 70-29491-00 000 053 42 58 	16x 71-29176-00 111 141 07 80 71-29349-00 111 142 05 80 	71-29170-10 111 014 01 22 	81-26248-00 120 997 03 46 45x67 A SL RD FPM 81-26249-00 017 997 74 47 93x114 A SL LD FPM 	

MERCEDES-BENZ

<p>Ltr.   </p>											
<p>1,8 M 111.921 89-90 kW (121-122 PS) C 180 (202) 03/93-09/00</p>	<p>02-31025-02 111 010 49 20</p> 	<p>08-29170-01 111 010 31 08</p> 		<p>61-31025-10 111 016 24 20 86,5 Ø 175 mm</p> 	<p>14-32028-02 102 990 08 10 (10x)</p> 	<p>15-31001-01 111 016 02 21 +111 016 07 21 (4x)</p> 	<p>12-29491-01 612 050 00 58 (4x)</p> 	<p>71-31138-00  2x 111 141 12 80</p> <p>71-29349-00 111 142 05 80</p> 	<p>71-29170-10 111 014 01 22</p> 	<p>81-26248-00  </p> <p>120 997 03 46 45x67 A SL RD FPM</p>  <p>81-26249-00  </p> <p>017 997 74 47 93x114 A SL LD FPM</p> 	
<p>1,8 M 271.820 115-150 kW (156-204 PS) C 180 CGI (204) 01/07 M 271.860 C 180 (204) (NEW) M 271.861 C 200 CGI (204) C 200 (204) C 250 CGI (204) C 250 (204) E 200 CGI (207) E 200 CGI (212) E 250 CGI (207) E 250 CGI (212) SLK 200 (172) SLK 250 (172)</p>	<p>02-36015-06</p> 	<p>08-37223-03</p> 	<p>04-10376-01 </p> 	<p>61-36015-00 271 016 11 20 83 Ø 0,6 mm MLS</p> 	<p>14-32214-01 271 016 03 69 (10x)</p> 	<p>15-41043-01 271 016 12 21 +271 016 13 21 (4X)</p> 	<p>12-31306-01 000 053 46 58 (16x)</p> 	<p>11-41051-01  </p> <p>271 096 01 80 (3X) +271 096 02 80 (2X)</p>  <p>71-37967-00 </p> <p>271 142 06 80</p> 	<p>70-31414-10</p> 	<p>81-26248-10  </p> <p>014 997 70 46 45x67 A SL RD PTFE</p>  <p>81-90048-10  </p> <p>271 014 00 04 93 Ø LD FPM</p> 	
<p>1,8 M 271.921 90-141 kW (122-192 PS) C 160 Kompressor (203) 05/02 M 271.940 C 180 Kompressor (203) M 271.941 C 180 Kompressor (204) M 271.944 C 200 Kompressor (203) M 271.946 C 200 Kompressor (204) M 271.948 C 220 (203) M 271.950 C 230 Kompressor (203) M 271.951 CLC 180 Kompressor (203) M 271.952 CLC 200 Kompressor (203) M 271.954 CLK 200 Kompressor (209) M 271.955 CLK (209) M 271.956 E 200 Kompressor (211) M 271.957 E 200 NGT (212) M 271.958 E 200 (211) SLK 200 Kompressor (171) SPRINTER 216 CDI (906) SPRINTER 216 (906) SPRINTER 316 CDI (906) SPRINTER 316 LGT (906) SPRINTER 316 NGT (906) SPRINTER 516 CDI (906) SPRINTER 516 NGT (906) SPRINTER 516 (906)</p>	<p>02-36015-05</p> 	<p>08-37223-01</p> 		<p>61-36015-00 271 016 11 20 83 Ø 0,6 mm MLS</p> 	<p>14-32214-01 271 016 03 69 (10x)</p> 	<p>15-36411-01</p>  <p>71-36411-00 271 016 09 21</p> 	<p>12-29491-01 612 050 00 58 (4x)  30677490</p>  <p>12-31306-01 000 053 46 58 (16x)  30677491→</p>  <p>70-29491-00 16x 000 053 42 58  30677490</p>  <p>70-31306-00 16x 000 053 11 00  30677491→</p> 	<p>71-36409-00   4x 271 141 08 80</p>  <p>71-33733-00 </p> <p>271 142 03 80</p> 	<p>70-31414-10</p> 	<p>81-26248-10  </p> <p>014 997 70 46 45x67 A SL RD PTFE</p>  <p>81-90048-10  </p> <p>271 014 00 04 93 Ø LD FPM</p> 	

MERCEDES-BENZ

Ltr. 1

1,8 M 271.942 125 kW (170 PS) C 200 CGI Kompressor (203) CLK 200 CGI (209) CLK 200 CGI (209) 03/03-03/10

	02-36015-02	08-37223-01		61-36015-00 271 016 11 20 83 Ø 0,6 mm MLS	14-32214-01 271 016 03 69 (10x)	15-36411-01 271 016 09 21	12-29491-01 612 050 00 58 (4x)	71-36407-00 3x 271 141 09 80	70-31414-10 	81-26248-10 014 997 70 46 45x67 A SL RD PTFE		

1,8 OM 636.930 29-32 kW (39-44 PS) V 170 S-D (170) 180 D (120) 01/53-07/59

01-06858-08 636 010 09 21 +636 010 53 08 +636 053 00 60 (8x)	02-06858-07 636 010 09 21 +636 016 01 80		61-06858-30 636 016 12 20 76,5 Ø 1,3 mm		71-15688-00 636 016 01 80	40-77014-00 636 053 00 60	71-09920-00 2x 636 141 02 79	71-09918-40 2x 636 142 06 80	71-10474-10 16x 621 482 00 81	71-15275-10 636 997 00 40 69x79 Graphit

1,8 OM 651.901 80-100 kW (109-136 PS) A 180 CDI (176) A 200 CDI (176) B 180 CDI (246) B 200 CDI (246) CLA 200 CDI (117) 11/11-10/14

	02-10010-01	08-10023-01	61-36950-00 651 016 05 00 84 Ø 1,35 mm MLS	14-32322-01 651 016 05 69 (10x)	71-40438-00 651 016 00 21 30963977	12-31306-01 000 053 46 58 (16x)	71-40436-00 651 091 00 60	70-31414-10 	81-40458-00 014 997 26 46 60x75 A SL RD FPM
			61-36950-10 651 016 08 00 84 Ø 1,55 mm MLS		71-10774-00 651 016 03 21 30963978 →	70-31306-00 000 053 11 00	71-10775-00 651 142 18 80		81-40459-00 014 997 25 46 90x114 A SL LD FPM



1,9 M 121.924 59 kW (80 PS) 190 C (110) 04/61-08/65

					71-19869-00 121 016 01 80		71-17574-10 115 142 07 80	71-12801-10 121 014 09 22	81-7328-20 011 997 22 47 45x74,5/79,5 A SL RD FPM
							41-73067-30 915035 000023		




MERCEDES-BENZ

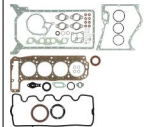
MERCEDES-BENZ														
Ltr.														
1,9 M 166.990 M 166.991	92-184 kW (125-250 PS)	A 190 (168) A 38 (W168) Vaneo 1.9 (414)	03/99-07/05		02-33065-01 	08-35384-01 		61-33065-00 166 016 02 20 85 Ø 0,7 mm MLS 	14-32213-01 266 016 02 69 (10x) 	71-35007-00 166 018 00 80 	12-31306-09 000 053 51 58 70-29491-00 AS 4x 000 053 42 58 70-31306-00 ES 4x 000 053 11 00 	71-35381-00 4x 166 141 03 80 71-33412-00 166 140 02 34 	70-31414-10 	81-35035-00 166 997 02 46 40x62 A RD PTFE ACM 81-90009-00 166 010 01 14
1,9 OM 621.910	37 kW (50 PS)	190 DB (120)	06/59-09/61					61-19567-30 621 016 16 20 90 Ø 		71-23043-00 615 016 00 80 		71-19721-10 621 142 11 80 		
2,0 M 102.920	80 kW (109 PS)	200 (123)	06/80-11/85	01-25230-03 102 010 63 41 +102 010 30 05 +102 050 01 58 +102 016 11 21 → 048177 	02-25230-17 102 010 63 41 +102 050 01 58 +102 016 12 21 048178 → 	08-26543-10 102 010 32 05 		61-25230-40 102 016 27 20 91 Ø 1,75 mm 	14-32026-01 615 990 02 12 (10x) 	71-25168-10 102 016 11 21 71-26396-10 102 016 12 21 	12-25227-03 102 050 01 58 70-25227-10 ES 4x 102 053 16 58 70-25228-10 AS 4x 102 053 03 58 	71-24749-10 102 141 36 80 → 032463 71-24749-10 102 141 36 80 → 109147 71-27304-10 102 141 34 80 → 032464 → 71-27304-10 102 141 34 80 → 109148 → 71-25226-20 4x 102 142 14 80 71-27003-10 123 492 03 80 	71-26543-10 102 014 07 22 	81-26248-00 120 997 03 46 45x67 A SL RD FPM 81-26249-00 017 997 74 47 93x114 A SL LD FPM




MERCEDES-BENZ

Ltr.  2,0 M 102.921 66 kW (90 PS) 190 (201)  10/82-10/84



01-25230-03  
 102 010 63 41
 +102 010 30 05
 +102 050 01 58
 +102 016 11 21
 005852



01-25230-03  
 102 010 63 41
 +102 010 30 05
 +102 050 01 58
 +102 016 11 21
 024143



02-25230-17 
 102 010 63 41
 +102 050 01 58
 +102 016 12 21
 005853→



02-25230-17 
 102 010 63 41
 +102 050 01 58
 +102 016 12 21
 024144→



02-25230-13
 102 010 63 41



08-26543-08
 102 010 30 05



61-25230-40
 102 016 27 20
 91 Ø
 1,75 mm



14-32026-01
 615 990 02 12 (10x)



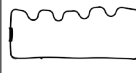
71-25168-10 
 102 016 11 21
 005852



71-25168-10 
 102 016 11 21
 024143



71-26396-10 
 102 016 12 21
 005853→



71-26396-10 
 102 016 12 21
 024144→



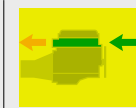
12-25227-03
 102 050 01 58




70-25227-10 ES 
 102 053 16 58




70-25228-10 AS 
 102 053 03 58




71-27304-10 
 102 141 34 80




71-25226-20  4x
 102 142 14 80



71-27003-10  
 123 492 03 80




71-26543-10
 102 014 07 22



81-21023-30 
 006 997 12 47
 45x67
 AB SL RD FPM



81-25242-00 
 008 997 26 47
 93x117
 A SL LD FPM



MERCEDES-BENZ

Ltr. 2,0 M 102.922 75-80 kW (102-109 PS) 200 E (124) 200 (124) 09/85-05/93 1

<p>01-25230-04 </p> <p>102 010 66 41 +102 010 33 05 +102 050 01 58 +102 016 12 21 011933</p> <p>01-25230-04 </p> <p>102 010 66 41 +102 010 33 05 +102 050 01 58 +102 016 12 21 029222</p>	<p>02-25230-15</p> <p>102 010 66 41</p>	<p>08-26543-09 </p> <p>102 010 33 05 011933</p> <p>08-26543-09 </p> <p>102 010 33 05 029222</p> <p>08-26543-12 </p> <p>102 010 34 05 011934→</p> <p>08-26543-12 </p> <p>102 010 34 05 029223→</p>		<p>61-25230-40</p> <p>102 016 27 20 91 Ø 1,75 mm</p>	<p>14-32026-01</p> <p>615 990 02 12 (10x)</p>	<p>71-25168-10 </p> <p>102 016 11 21</p> <p>71-26396-10 </p> <p>102 016 12 21</p>	<p>12-25227-03</p> <p>102 050 01 58</p> <p>70-25227-10 ES 4x 102 053 16 58</p> <p>70-25228-10 AS 4x 102 053 03 58</p>	<p>71-27304-10 </p> <p>102 141 34 80</p> <p>71-25226-20 3x 102 142 14 80</p> <p>71-26564-10 102 142 15 80</p>	<p>71-26543-10</p> <p>102 014 07 22</p>	<p>81-21023-00 K </p> <p>006 997 12 47 45x67 AB SL RD FPM 011933</p> <p>81-21023-30 K </p> <p>006 997 12 47 45x67 AB SL RD FPM 029222</p> <p>81-26248-00 K </p> <p>120 997 03 46 45x67 A SL RD FPM 011934→</p> <p>81-26248-00 K </p> <p>120 997 03 46 45x67 A SL RD FPM 029223→</p> <p>81-26249-00 K </p> <p>017 997 74 47 93x114 A SL LD FPM</p>

MERCEDES-BENZ

Ltr. 2,0 M 102.924 75-77 kW (102-105 PS) 190 (201) 08/83-05/90



02-25230-15
102 010 66 41

08-26543-09 **006666**

08-26543-09 **026049**

08-26543-12 **026050**→

08-26543-12 **06667**→

61-25230-40
102 016 27 20
91 Ø
1,75 mm

14-32026-01
615 990 02 12 (10x)

71-25168-10 **02**
102 016 11 21

71-26396-10 **02**
102 016 12 21

12-25227-03
102 050 01 58

70-25227-10 **ES** **4x**
102 053 16 58

70-25228-10 **AS** **4x**
102 053 03 58

71-27304-10 **1**
102 141 34 80

71-25226-20 **3x**
102 142 14 80

71-26564-10 **1**
102 142 15 80

71-27003-10 **15** **15**
123 492 03 80

71-26543-10
102 014 07 22

81-21023-30 **15** **15**
006 997 12 47
45x67
AB SL RD FPM
 006666

81-21023-30 **17** **17**
006 997 12 47
45x67
AB SL RD FPM
 026049

81-26248-00 **15** **15**
120 997 03 46
45x67
A SL RD FPM
 006667→

81-26248-00 **17** **17**
120 997 03 46
45x67
A SL RD FPM
 026050→

81-26249-00 **15** **15**
017 997 74 47
93x114
A SL LD FPM

MERCEDES-BENZ













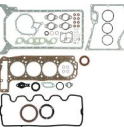














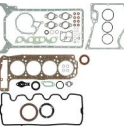



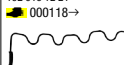












Ltr. 






1














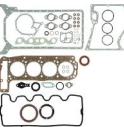


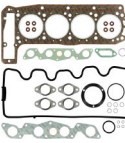




























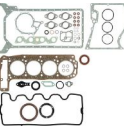









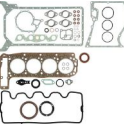

2,0 M 102.938

63 kW (86 PS)

										
<p>01-25230-03 </p> <p>102 010 63 41 +102 010 30 05 +102 050 01 58 +102 016 11 21 ➡ 000117</p> 	<p>02-25230-17 </p> <p>102 010 63 41 +102 050 01 58 +102 016 12 21 ➡ 000118➔</p> 	<p>08-26543-08</p> <p>102 010 30 05</p> 		<p>61-25230-40</p> <p>102 016 27 20 91 Ø 1,75 mm</p> 	<p>14-32026-01</p> <p>615 990 02 12 (10x)</p> 	<p>71-25168-10 </p> <p>102 016 11 21 ➡ 000117</p> 	<p>12-25227-03</p> <p>102 050 01 58</p> 	<p>71-27304-10 </p> <p>102 141 34 80</p> 	<p>71-26543-10</p> <p>102 014 07 22</p> 	<p>81-21023-30 </p> <p>006 997 12 47 45x67 AB SL RD FPM</p> 
<p>01-25230-03 </p> <p>102 010 63 41 +102 010 30 05 +102 050 01 58 +102 016 11 21 ➡ 000677</p> 	<p>02-25230-17 </p> <p>102 010 63 41 +102 050 01 58 +102 016 12 21 ➡ 000678➔</p> 					<p>71-25168-10 </p> <p>102 016 11 21 ➡ 000677</p> 	<p>70-25227-10 ES</p> <p>102 053 16 58</p> 	<p>71-25226-20</p> <p>102 142 14 80</p> 	<p>71-27003-10 </p> <p>123 492 03 80</p> 	<p>81-25242-00 </p> <p>008 997 26 47 93x117 A SL LD FPM</p> 
<p>01-25230-03 </p> <p>102 010 63 41 +102 010 30 05 +102 050 01 58 +102 016 11 21 ➡ 000677</p> 	<p>02-25230-13</p> <p>102 010 63 41</p> 					<p>71-26396-10 </p> <p>102 016 12 21 ➡ 000118➔</p> 	<p>70-25228-10 AS</p> <p>102 053 03 58</p> 			

MERCEDES-BENZ

Ltr.  2,0 M 102.939 74 kW (101 PS)  200 (123)  06/80-11/85

										
<p>01-25230-03 </p> <p>102 010 63 41 +102 010 30 05 +102 050 01 58 +102 016 11 21  001491</p> 	<p>02-25230-17 </p> <p>102 010 63 41 +102 050 01 58 +102 016 12 21  001033→</p> 	<p>08-26543-10</p> <p>102 010 32 05</p> 		<p>61-25230-40</p> <p>102 016 27 20 91 Ø 1,75 mm</p> 	<p>14-32026-01</p> <p>615 990 02 12 (10x)</p> 	<p>71-25168-10 </p> <p>102 016 11 21</p>  <p>71-26396-10 </p> <p>102 016 12 21</p> 	<p>12-25227-03</p> <p>102 050 01 58</p>  <p>70-25227-10 ES</p> <p>102 053 16 58</p> 	<p>71-24749-10 </p> <p>102 141 36 80  000666</p>  <p>71-24749-10 </p> <p>102 141 36 80  010943</p>  <p>71-27304-10 </p> <p>102 141 34 80  000667→</p>  <p>71-27304-10 </p> <p>102 141 34 80  010944→</p> 	<p>71-26543-10</p> <p>102 014 07 22</p> 	<p>81-26248-00 </p> <p>120 997 03 46 45x67 A SL RD FPM</p>  <p>81-26249-00 </p> <p>017 997 74 47 93x114 A SL LD FPM</p> 
<p>01-25230-03 </p> <p>102 010 63 41 +102 010 30 05 +102 050 01 58 +102 016 11 21  016080</p> 	<p>02-25230-17 </p> <p>102 010 63 41 +102 050 01 58 +102 016 12 21  013826→</p> 						<p>70-25228-10 AS</p> <p>102 053 03 58</p> 	<p>71-25226-20 </p> <p>102 142 14 80</p> 	<p>71-27003-10 </p> <p>123 492 03 80</p> 	
<p>01-25230-03 </p> <p>102 010 63 41 +102 010 30 05 +102 050 01 58 +102 016 11 21</p> 	<p>02-25230-13</p> <p>102 010 63 41</p> 									

MERCEDES-BENZ

Ltr. 2,0 M 102.939 74 kW (101 PS) 200 (123) 11/80-11/85



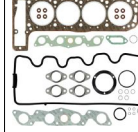
01-25230-03
102 010 63 41
+102 010 30 05
+102 050 01 58
+102 016 11 21
 001491




01-25230-03
102 010 63 41
+102 010 30 05
+102 050 01 58
+102 016 11 21
 016080




02-25230-17
102 010 63 41
+102 050 01 58
+102 016 12 21
 001033→



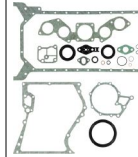
02-25230-17
102 010 63 41
+102 050 01 58
+102 016 12 21
 013826→



02-25230-13
102 010 63 41




08-26543-10
102 010 32 05



61-25230-40
102 016 27 20
91 Ø
1,75 mm



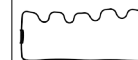
14-32026-01
615 990 02 12 (10x)



71-25168-10
102 016 11 21



71-26396-10
102 016 12 21




12-25227-03
102 050 01 58



70-25227-10 ES 4x
102 053 16 58



70-25228-10 AS 4x
102 053 03 58



71-24749-10
102 141 36 80
 000666



71-24749-10
102 141 36 80
 010943



71-27304-10
102 141 34 80
 000667→



71-27304-10
102 141 34 80
 010944→




71-25226-20 4x
102 142 14 80



71-27003-10
123 492 03 80



71-26543-10
102 014 07 22



81-26248-00
120 997 03 46
45x67
A SL RD FPM



81-26249-00
017 997 74 47
93x114
A SL LD FPM



2,0 M 102.961 83-93 kW (113-126 PS) 190 E (201) 10/82-06/93



02-25230-14
102 010 69 41




08-26543-08
102 010 30 05




61-25230-40
102 016 27 20
91 Ø
1,75 mm



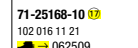
14-32026-01
615 990 02 12 (10x)



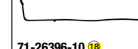
71-25168-10
102 016 11 21
 036797



71-25168-10
102 016 11 21
 062509



71-26396-10
102 016 12 21
 036798→



71-26396-10
102 016 12 21
 062510→



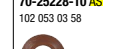
12-25227-03
102 050 01 58



70-25227-10 ES 4x
102 053 16 58



70-25228-10 AS 4x
102 053 03 58



71-25198-10
102 141 27 80



71-25226-20 4x
102 142 14 80



71-27003-10
123 492 03 80



71-26543-10
102 014 07 22



81-21023-30
006 997 12 47
45x67
AB SL RD FPM



81-25242-00
008 997 26 47
93x117
A SL LD FPM



MERCEDES-BENZ

Ltr. 2,0 M 102.962 83-90 kW (113-122 PS) 190 E (201) 10/82-08/93

	<p>02-25230-16 102 010 61 41</p>	<p>08-26543-09 ES 102 010 33 05 → 050255</p> <p>08-26543-09 ES 102 010 33 05 → 099813</p> <p>08-26543-12 ES 102 010 34 05 → 050256→</p> <p>08-26543-12 ES 102 010 34 05 → 099814→</p>		<p>61-25230-40 102 016 27 20 91 Ø 1,75 mm</p>	<p>14-32026-01 615 990 02 12 (10x)</p>	<p>71-25168-10 ES 102 016 11 21</p> <p>71-26396-10 ES 102 016 12 21</p>	<p>12-25227-03 102 050 01 58</p> <p>70-25227-10 ES 4x 102 053 16 58</p> <p>70-25228-10 AS 4x 102 053 03 58</p>	<p>71-25198-10 ES 102 141 27 80</p> <p>71-29087-00 ES 102 141 24 80</p> <p>71-25226-20 3x 102 142 14 80</p> <p>71-26564-10 102 142 15 80</p> <p>71-27003-10 ES ES 123 492 03 80</p>	<p>71-26543-10 102 014 07 22</p>	<p>81-21023-30 K 006 997 12 47 45x67 AB SL RD FPM → 08/86</p> <p>81-26248-00 K 120 997 03 46 45x67 A SL RD FPM → 09/86→</p> <p>81-26249-00 K 017 997 74 47 93x114 A SL LD FPM</p>		

2,0 M 102.963 80-90 kW (109-122 PS) G 200 (463) 09/88-08/93
M 102.965 200 CE (124) 200 E (124)




















































	<p>02-25230-16 102 010 61 41</p>	<p>08-26543-12 102 010 34 05</p>		<p>61-25230-40 102 016 27 20 91 Ø 1,75 mm</p>	<p>14-32026-01 615 990 02 12 (10x)</p>	<p>71-25168-10 ES 102 016 11 21</p> <p>71-26396-10 ES 102 016 12 21</p>	<p>12-25227-03 102 050 01 58</p> <p>70-25227-10 ES 4x 102 053 16 58</p> <p>70-25228-10 AS 4x 102 053 03 58</p>	<p>71-25198-10 ES 102 141 27 80</p> <p>71-29087-00 ES 102 141 24 80</p> <p>71-25226-20 3x 102 142 14 80</p> <p>71-26564-10 102 142 15 80</p> <p>71-27003-10 ES ES 123 492 03 80</p>	<p>71-26543-10 102 014 07 22</p>	<p>81-26248-00 K 120 997 03 46 45x67 A SL RD FPM</p> <p>81-26249-00 K 017 997 74 47 93x114 A SL LD FPM</p>
--	---	---	--	--	---	---	---	--	---	--

MERCEDES-BENZ															
2,0	M 102.964	80 kW (109 PS)			02-25225-12 102 010 64 41 	08-26543-10 102 010 32 05 		61-25225-40 102 016 28 20 97,5 Ø 1,75 mm 	14-32026-01 615 990 02 12 (10x) 	71-26396-10 102 016 12 21 	12-25227-03 102 050 01 58 	71-25529-10 102 141 35 80 	71-26543-10 102 014 07 22 	81-26248-00 120 997 03 46 45x67 A SL RD FPM 	
			1								70-25227-10 ES 102 053 16 58 4x	71-25226-20 102 142 14 80 4x		81-26249-00 017 997 74 47 93x114 A SL LD FPM 	
2,0	M 111.940 M 111.941 M 111.944 M 111.948 M 111.950	95-141 kW (129-192 PS)	C 200 Kompressor (202) C 200 (202) CLK 200 Kompressor (208) CLK 200 (208) E 200 (124) V 200 (638) VITO 113 (638) 200 CE (124) 200 E (124)	05/86-07/03	01-29105-01 111 010 28 20 +111 010 31 08 +111 010 04 30 +119 050 01 58 	02-29105-01 111 010 28 20 	08-29170-01 111 010 31 08 		61-29105-10 111 016 27 20 91 Ø 1,75 mm 	14-32028-02 102 990 08 10 (10x) 	15-31001-01 111 016 02 21 +111 016 07 21 (4x) 	12-29491-01 612 050 00 58 (4x) 	71-29176-00 111 141 07 80 	71-29170-10 111 014 01 22 	81-26248-00 120 997 03 46 45x67 A SL RD FPM
											70-29491-00 000 053 42 58 16x	71-29349-00 111 142 05 80 		81-26249-00 017 997 74 47 93x114 A SL LD FPM 	
2,0	M 111.942 M 111.943 M 111.945 M 111.946 M 111.947	100-141 kW (136-192 PS)	C 200 (202) CLK 200 (208) E 200 Kompressor (210) E 200 (210) SLK 200 Kompressor (170) SLK 200 (170)	01/94-03/03		02-29105-02 111 010 38 20 	08-29170-01 111 010 31 08 		61-29105-10 111 016 27 20 91 Ø 1,75 mm 	14-32028-02 102 990 08 10 (10x) 	15-31001-01 111 016 02 21 +111 016 07 21 (4x) 	12-29491-01 612 050 00 58 (4x) 	71-31138-00 111 141 12 80 	71-29170-10 111 014 01 22 	81-26248-00 120 997 03 46 45x67 A SL RD FPM
											70-29491-00 000 053 42 58 16x	71-29349-00 111 142 05 80 		81-26249-00 017 997 74 47 93x114 A SL LD FPM 	
2,0	M 111.951 M 111.952 M 111.955 M 111.956 M 111.957 M 111.958	95-120 kW (129-163 PS)	C 180 (202) C 180 (203) C 200 Kompressor (202) C 200 Kompressor (203) CLK 200 Kompressor (208) E 200 Kompressor (210) SLK 200 Kompressor (170)	03/00-04/04		02-29105-04 111 010 68 20 	08-34037-01 		61-29105-10 111 016 27 20 91 Ø 1,75 mm 	14-32028-02 102 990 08 10 (10x) 	15-31001-01 111 016 02 21 +111 016 07 21 (4x) 	12-29491-01 612 050 00 58 (4x) 	71-33599-00 111 141 13 80 	71-34037-00 646 014 03 22 	81-26248-00 120 997 03 46 45x67 A SL RD FPM
											70-29491-00 000 053 42 58 16x	71-29349-00 111 142 05 80 		81-26249-00 017 997 74 47 93x114 A SL LD FPM 	

MERCEDES-BENZ

Ltr.	Motor	Power	Capacity	Year	Image 1	Image 2	Image 3	Image 4	Image 5	Image 6	Image 7	Image 8	Image 9	Image 10	Image 11	Image 12
2,0	M 115.923 M 115.926	63-70 kW (86-95 PS)	200 (110) 200 (115)	07/65-01/77												
						02-24170-04 115 010 40 21 +115 050 00 67 +115 016 01 80 	08-21407-12 115 010 20 05 		61-24170-30 115 016 40 20 90 Ø 1,75 mm 		71-23061-00 115 016 01 80 	12-21918-05 115 050 00 67 70-20423-00 ES 4x 000 053 19 58 70-21918-10 AS 4x 000 053 31 58 	71-17574-10 115 142 07 80 71-20731-30 110 492 04 80 	71-21407-10 616 014 01 22 	81-17328-20 K 011 997 22 47 45x74,5/79,5 A SL RD FPM 71-19722-00 K 001 997 12 41 78x84 Graphit 	
2,0	M 115.938 M 115.939	62-69 kW (84-94 PS)	200 (123)	02/76-08/80												
						01-24170-04 115 010 40 21 +115 010 21 05 +115 050 00 67 	02-24170-04 115 010 40 21 +115 050 00 67 +115 016 01 80 	08-21407-13 115 010 21 05 	61-24170-30 115 016 40 20 90 Ø 1,75 mm 		71-23061-00 115 016 01 80 	12-21918-05 115 050 00 67 70-20423-00 ES 4x 000 053 19 58 70-21918-10 AS 4x 000 053 31 58 	71-17574-10 115 142 07 80 71-20731-30 110 492 04 80 	71-21407-10 616 014 01 22 	81-17328-20 K 011 997 22 47 45x74,5/79,5 A SL RD FPM 71-19722-00 K 001 997 12 41 78x84 Graphit 	
2,0	M 121.940	61 kW (83 PS)	200 (110)	07/65-02/68												
											71-19869-00 121 016 01 80 	12-21918-05 115 050 00 67 70-20423-00 ES 4x 000 053 19 58 70-21918-10 AS 4x 000 053 31 58 	71-17574-10 115 142 07 80 71-20731-30 110 492 04 80 	81-17328-20 K 011 997 22 47 45x74,5/79,5 A SL RD FPM 71-19722-00 K 001 997 12 41 78x84 Graphit 		






































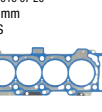
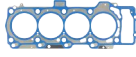






























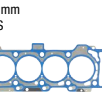























MERCEDES-BENZ

Ltr. 											
2,0 M 133.980 250-280 kW (340-381 PS) A 45 AMG (176) CLA 45 AMG (117) GLA 45 AMG (156)					61-37950-00 133 016 04 00 83,6 Ø 0,86 mm MLS 	14-10970-01 000 016 00 00 (10x) 	70-31414-10 	12-10009-01 000 053 07 00 (4x)  70-11003-00 8x  70-31306-10 8x 	71-10957-00  4x 133 141 00 80  71-40852-00  133 142 04 80 	70-31414-10 	81-10401-00  000 997 19 08 40x62 A SL RD FPM  81-10432-00  133 010 07 00 93 Ø PTFE 
2,0 M 139.980 285-310 kW (387-421 PS) A 45 AMG (177) A 45 S AMG (177) CLA 45 AMG (118) GLA 45 AMG (247) GLA 45 S AMG (247)		02-11096-02	08-10171-01		61-11096-00 139 016 02 00 84 Ø MLS 	14-20023-01 139 016 03 00(10x) 	70-31414-10 	12-19306-01 4x 264 053 11 00  71-13175-00  139 141 00 00 	71-20033-00  4x 139 141 06 00  70-31414-10 	81-10647-00  139 011 01 00 55 Ø LD FPM  81-10596-00  000 017 01 00 94x114 ESS LD FPM 	
2,0 M 254.920 150-280 kW (204-381 PS) C 200 (206) C 300 (206) C 400 (206) GLC 200 (254) GLC 300 (254) 300e (254) 400e (254)			08-10200-01		61-10265-00 254 016 04 00 79 Ø MLS 	14-19774-01 000 016 04 00(14x) 	70-31414-10 	12-39356-02 254 053 48 00  71-21910-00  4x 254 141 04 00 71-21920-00  254 142 27 00 		81-10636-00  254 010 03 01 55 Ø FPM/ACM  81-10595-00  016 997 20 46 96x114 ESS LD FPM 	




[NEW]

MERCEDES-BENZ																		
2,0	M 260.920	140-165 kW (190-224 PS)	A 220 (177) A 250 (177) B 220 (247) B 250 (247) CLA 220 (118) CLA 250 (118) GLA 250 (247) GLB 220 (247) GLB 250 (247)	03/18			02-10804-02	08-10184-01		61-10804-00 84 Ø 0,75 mm MLS	14-10881-01 000 016 05 69 (10x)	70-31414-10	12-19306-01 264 053 11 00	4x	71-42726-00 270 096 01 80	4x	70-31414-10	81-10401-00 K 000 997 19 08 40x62 A SL RD FPM
2,0	M 260.920 260.920	140-225 kW (190-306 PS)	A 220 (177) A 250 (177) A 35 (177) B 220 (247) B 250 (247) GLA 220 (247)	08/20			02-10804-02	08-10184-01		61-10804-00 84 Ø 0,75 mm MLS	14-10881-01 000 016 05 69 (10x)	70-31414-10	12-19306-01 264 053 11 00	4x	71-42726-00 270 096 01 80	4x	70-31414-10	81-10401-00 K 000 997 19 08 40x62 A SL RD FPM
2,0	M 260.920	225 kW (306 PS)	A 35 AMG (177) CLA 35 AMG (118) GLA 45 AMG (247) GLB 35 AMG (247)	09/18			02-10804-02	08-10184-01		61-10804-00 84 Ø 0,75 mm MLS	14-10881-01 000 016 05 69 (10x)	70-31414-10	12-19306-01 264 053 11 00	4x	71-42726-00 270 096 01 80	4x	70-31414-10	81-10401-00 K 000 997 19 08 40x62 A SL RD FPM
															71-12339-00 260 142 00 00			81-10394-00 K 270 010 00 68 99x115 FPM
															71-12912-00 260 142 05 00			81-10394-00 K 270 010 00 68 99x115 FPM
															71-17807-00 260 142 35 00			81-10394-00 K 270 010 00 68 99x115 FPM

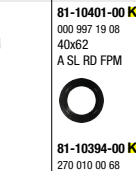
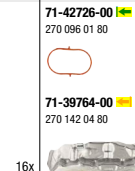
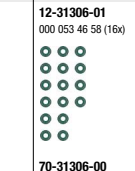



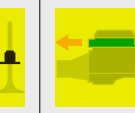

MERCEDES-BENZ

<p>Ltr.  2,0 M 264.920 145-220 kW (197-299 PS)  10/17  [NEW]</p> <p>C 200 (205) C 300 EQ Boost (205) C 300 (205) CLS 260 (257) CLS 300 (257) CLS 350 EQ Boost (257) E 200 EQ Boost (213) E 200 EQ Boost (238) E 200 (213) E 260 (238) E 300 EQ Boost (238) E 300 (213) E 300 (238) E 350 EQ Boost (213) E 350 EQ Boost (238) E 350 (213) G 350 (463) GLC 200 EQ Boost (253) GLC 260 (253) GLC 300 EQ Boost (253) GLC 300 (253) GLE 350 (167) S 320 EQ Boost (222) 300 EQ (253)</p>		 <p>02-10805-02</p>	 <p>08-10170-01</p>	 <p>04-10382-01 </p> 	 <p>61-10805-00 264 016 08 00 84 Ø 0,75 mm MLS</p> 	 <p>14-10881-01 000 016 05 69 (10x)</p> 	 <p>70-31414-10</p> 	 <p>12-10009-01 000 053 07 00 (4x)</p> 	 <p>71-42726-00  4x 270 096 01 80</p>  <p>71-40213-00  274 142 01 80</p> 	 <p>70-31414-10</p> 	 <p>81-35035-00  166 997 02 46 40x62 A RD PTFE ACM</p>  <p>81-10394-00  270 010 00 68 99x115 FPM</p> 
<p>2,0 M 266.960 85-100 kW (116-136 PS)  09/04-06/12</p> <p>A 200 (169) B 170 NGT (245) B 180 NGT (245) B 200 (245)</p>		 <p>02-36010-01</p>	 <p>08-37244-01</p> 	 <p>04-10382-01 </p> 	 <p>61-36010-00 266 016 07 20 0,5 mm MLS</p> 	 <p>14-32213-01 266 016 02 69 (10x)</p> 	 <p>70-31414-10</p> 	 <p>12-31306-09 000 053 51 58</p>  <p>70-29491-00  AS 4x 000 053 42 58</p>  <p>70-31306-00  ES 4x 000 053 11 00</p> 	 <p>71-36686-00  4x 266 141 00 80</p>  <p>71-34942-00  266 142 00 80</p> 	 <p>70-31414-10</p> 	 <p>81-35035-00  166 997 02 46 40x62 A RD PTFE ACM</p>  <p>81-10656-00  266 011 01 32 90 Ø LD FPM</p> 
<p>2,0 M 266.980 142 kW (193 PS)  03/05-06/12</p> <p>A 200 TURBO (169) B 200 TURBO (245)</p>		 <p>02-36010-02</p>	 <p>08-37244-01</p> 	 <p>04-10203-01 </p> 	 <p>61-36010-00 266 016 07 20 0,5 mm MLS</p> 	 <p>14-32213-01 266 016 02 69 (10x)</p> 	 <p>70-31414-10</p> 	 <p>12-31306-09 000 053 51 58</p>  <p>70-29491-00  AS 4x 000 053 42 58</p>  <p>70-31306-00  ES 4x 000 053 11 00</p> 	 <p>71-36686-00  4x 266 141 00 80</p>  <p>71-35918-00  266 142 03 80</p> 	 <p>70-31414-10</p> 	 <p>81-35035-00  166 997 02 46 40x62 A RD PTFE ACM</p>  <p>81-10656-00  266 011 01 32 90 Ø LD FPM</p> 

MERCEDES-BENZ

Ltr.    1

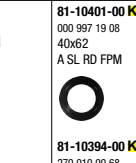
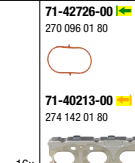
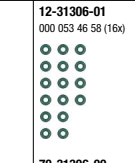
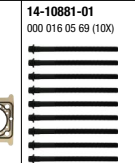
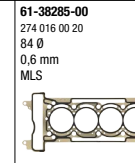


2,0 M 270.920 115-160 kW (156-218 PS) 05/12
 A 220 (176)
 A 250 (176)
 B 200 NGT (246)
 B 220 (246)
 B 250 (246)
 CLA 200 (117)
 CLA 220 (117)
 CLA 250 CDI (117)
 CLA 250 (117)
 GLA 200 (156)
 GLA 220 (156)
 GLA 250 Flex (156)
 GLA 250 (156)



2,0 M 274.920 115-245 kW (156-333 PS) 11/12

[NEW]

C 200 (204)
 C 200 (205)
 C 250 CGI (205)
 C 250 (205)
 C 300 d (205)
 C 300 e (205)
 C 300 (205)
 C 350 e (205)
 CLS 260 (218)
 E 200 NGT (212)
 E 200 (207)
 E 200 (212)
 E 200 (213)
 E 200 (238)
 E 250 (207)
 E 250 (212)
 E 250 (213)
 E 300 d (213)
 E 300 e (213)
 E 300 (213)
 E 300 (238)
 E 350 e (213)
 GLC 200 (253)
 GLC 250 CNG (253)
 GLC 250 d (253)
 GLC 250 Flexfuel (253)
 GLC 250 (253)
 GLC 300 (253)
 GLC 350 e (253)
 GLE 350 e (167)
 GLK 200 (204)
 GLK 250 (204)
 SLC 200 (172)
 SLC 260 (172)
 SLC 300 (172)
 SLK 200 (171)
 SLK 300 (172)
 SPRINTER 1500 CDI (907)
 SPRINTER 2500 CDI (907)
 V 250 (447)
 VITO 119 Flex (447)
 VITO 2.0 (447)
 300 e (253)















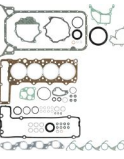
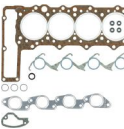
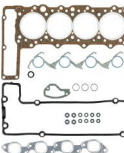






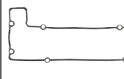







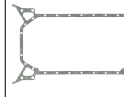
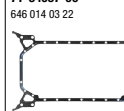





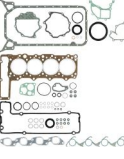

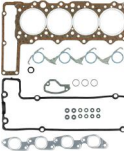






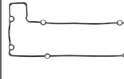









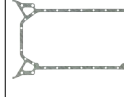
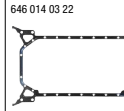




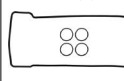
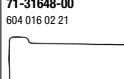











MERCEDES-BENZ


Ltr. 2,0 OM 601.911 53-55 kW (72-75 PS) 190 E (201) 08/83-08/93

















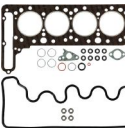








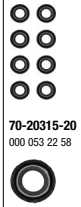










<p>01-26515-01 </p> <p>601 010 47 20 +601 010 48 05 +102 050 00 58 +601 016 06 21 003361 →</p>	<p>02-26220-04 </p> <p>601 010 46 20 003360</p>	<p>08-26204-02</p> <p>601 010 48 05</p>	<p>61-26220-10 </p> <p>601 016 37 20 88 Ø 1,8 mm 003360</p> <p>61-26220-10 </p> <p>601 016 37 20 88 Ø 1,8 mm 028239</p>	<p>14-32031-01</p> <p>603 990 01 10 (4x) +603 990 02 10 (9x) +603 990 03 10 (5x)</p>	<p>71-26222-10 </p> <p>601 016 06 21</p> <p>71-26492-10 </p> <p>601 016 07 21</p>	<p>12-27214-03</p> <p>102 050 00 58</p> <p>70-27214-00 AS 4x</p> <p>000 053 35 58</p> <p>70-28424-10 ES 4x</p> <p>102 053 02 58</p>	<p>71-26206-20 </p> <p>601 141 11 80</p> <p>71-37131-00 4x</p> <p>601 141 00 60</p> <p>71-26219-00 </p> <p>601 142 02 80</p>	<p>71-26204-10</p> <p>604 014 01 22</p> <p>71-34037-00</p> <p>646 014 03 22</p>	<p>81-26248-10 </p> <p>014 997 70 46 45x67 A SL RD PTFE</p> <p>81-25242-00 </p> <p>008 997 26 47 93x117 A SL LD FPM 003360</p> <p>81-25242-00 </p> <p>008 997 26 47 93x117 A SL LD FPM 028239</p> <p>81-26249-00 </p> <p>017 997 74 47 93x114 A SL LD FPM 003361 →</p> <p>81-26249-00 </p> <p>017 997 74 47 93x114 A SL LD FPM 028240 →</p>	
<p>01-26515-01 </p> <p>601 010 47 20 +601 010 48 05 +102 050 00 58 +601 016 06 21 028240 →</p>	<p>02-26220-04 </p> <p>601 010 46 20 028239</p>	<p>02-26515-04 </p> <p>601 010 47 20 003361 →</p>	<p>61-26515-50 </p> <p>601 016 29 20 88 Ø 1,75 mm 003361 →</p> <p>61-26515-50 </p> <p>601 016 29 20 88 Ø 1,75 mm 028240 →</p>							
<p>02-26515-05 </p> <p>601 010 47 20 +102 050 00 58 +601 016 06 21 003361 →</p>	<p>02-26515-04 </p> <p>601 010 47 20 028240 →</p>	<p>02-26515-04 </p> <p>601 010 47 20 028240 →</p>								
<p>02-26515-05 </p> <p>601 010 47 20 +102 050 00 58 +601 016 06 21 028240 →</p>										
<p>02-26515-05 </p> <p>601 010 47 20 +102 050 00 58 +601 016 06 21 028240 →</p>										

MERCEDES-BENZ

<p>Ltr. </p>											
<p>2,0 OM 601.912 53-55 kW (72-75 PS) E 200 D (124) 200 D (124) 12/84-06/95 </p>	<p>01-26515-01  601 010 47 20 +601 010 48 05 +102 050 00 58 +601 016 06 21</p> 	<p>02-26515-04 601 010 47 20</p>  <p>02-26515-05 601 010 47 20 +102 050 00 58 +601 016 06 21</p> 	<p>08-26204-02 601 010 48 05</p> 		<p>61-26515-50 601 016 29 20 88 Ø 1,75 mm</p> 	<p>14-32031-01 603 990 01 10 (4x) +603 990 02 10 (9x) +603 990 03 10 (5x)</p> 	<p>71-26222-10  601 016 06 21</p>  <p>71-26492-10  601 016 07 21</p> 	<p>12-27214-03 102 050 00 58</p>  <p>70-27214-00 AS 4x 000 053 35 58</p>  <p>70-28424-10 ES 4x 102 053 02 58</p> 	<p>71-26206-20  601 141 11 80</p>  <p>71-26219-00  601 142 02 80</p> 	<p>71-26204-10 604 014 01 22</p>  <p>71-34037-00 646 014 03 22</p> 	<p>81-26248-10  014 997 70 46 45x67 A SL RD PTFE</p>  <p>81-26249-00  017 997 74 47 93x114 A SL LD FPM</p> 
<p>2,0 OM 601.913 55 kW (75 PS) C 200 D (202) 03/93-05/00</p>	<p>01-26515-01  601 010 47 20 +601 010 48 05 +102 050 00 58 +601 016 06 21</p> 	<p>02-26515-04 601 010 47 20</p>  <p>02-26515-05 601 010 47 20 +102 050 00 58 +601 016 06 21</p> 	<p>08-26204-02 601 010 48 05</p> 		<p>61-26515-50 601 016 29 20 88 Ø 1,75 mm</p> 	<p>14-32031-01 603 990 01 10 (4x) +603 990 02 10 (9x) +603 990 03 10 (5x)</p> 	<p>71-26222-10  601 016 06 21</p>  <p>71-26492-10  601 016 07 21</p> 	<p>12-27214-03 102 050 00 58</p>  <p>70-27214-00 AS 4x 000 053 35 58</p>  <p>70-28424-10 ES 4x 102 053 02 58</p> 	<p>71-26206-20  601 141 11 80</p>  <p>71-37131-00  601 141 00 60</p>  <p>71-26219-00  601 142 02 80</p> 	<p>71-26204-10 604 014 01 22</p>  <p>71-34037-00 646 014 03 22</p> 	<p>81-26248-10  014 997 70 46 45x67 A SL RD PTFE</p>  <p>81-26249-00  017 997 74 47 93x114 A SL LD FPM</p> 
<p>2,0 OM 604.915 65 kW (88 PS) C 200 D (202) 10/96-03/01</p>							<p>15-31648-01 604 016 02 21 +606 016 02 21 (4x)</p>  <p>71-31648-00 604 016 02 21</p>  <p>71-31649-00 4x 606 016 02 21</p> 	<p>12-31306-02 604 050 01 58</p>  <p>70-29491-00 8x 000 053 42 58</p>  <p>70-31306-00 8x 000 053 11 00</p> 	<p>71-31647-00  604 141 01 60</p>  <p>71-31659-00  604 142 02 80</p> 	<p>71-26204-10 604 014 01 22</p> 	

MERCEDES-BENZ

Ltr.  2,0 OM 604.917 65 kW (88 PS) E 200 D (210)  01/96-03/02

										
<p>01-24050-04 615 010 98 21 +615 010 99 07 +615 050 00 67  088976</p>  <p>01-24060-03 615 010 97 21 +615 010 99 07 +615 050 00 67  088977→</p> 	<p>02-24050-06 615 010 98 21 +615 050 00 67 +615 016 00 80  088976</p>  <p>02-24060-05 615 010 97 21 +615 016 00 80 +615 050 00 67  088977→</p> 			<p>61-24050-30 615 016 21 20 89 Ø 1,75 mm  088976</p>  <p>61-24060-40 615 016 20 20 89 Ø 1,75 mm  088977→</p> 	<p>14-32032-01 615 990 01 12 (4x) +615 990 02 12 (8x) +615 990 03 12 (6x)</p> 	<p>71-23043-00 615 016 00 80</p> 	<p>12-20315-03 615 050 00 67</p>  <p>70-20315-20 000 053 22 58</p> 	<p>71-25883-20   </p> <p>615 142 04 80</p> 	<p>71-21407-10 616 014 01 22</p> 	<p>81-17328-20 </p> <p>011 997 22 47 45x74,5/79,5 A SL RD FPM</p>  <p>71-19722-00 </p> <p>001 997 12 41 78x84 Graphit</p> 

MERCEDES-BENZ



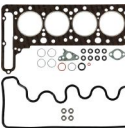


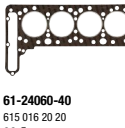
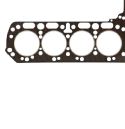










Ltr. 2,0 OM 615.913 40 kW (55 PS) 200 D (115) 01/68-01/77

<p>01-24050-04 </p> <p>615 010 98 21 +615 010 99 07 +615 050 00 67 008608</p>	<p>02-24050-06 </p> <p>615 010 98 21 +615 050 00 67 +615 016 00 80 008608</p>	<p>08-21407-11 </p> <p>615 010 99 07 008609 →</p>		<p>61-24050-30 </p> <p>615 016 21 20 89 Ø 1,75 mm 008608</p>		<p>71-23043-00 </p> <p>615 016 00 80</p>	<p>12-20315-03 </p> <p>615 050 00 67</p>	<p>71-25883-20 </p> <p>615 142 04 80</p>	<p>71-21407-10 </p> <p>616 014 01 22</p>	<p>81-17328-20 </p> <p>011 997 22 47 45x74,5/79,5 A SL RD FPM</p>
<p></p>	<p></p>	<p></p>		<p></p>		<p></p>	<p></p>	<p></p>	<p></p>	<p></p>
<p>01-24050-04 </p> <p>615 010 98 21 +615 010 99 07 +615 050 00 67 308432</p>	<p>02-24050-06 </p> <p>615 010 98 21 +615 050 00 67 +615 016 00 80 308432</p>	<p>08-21407-11 </p> <p>615 010 99 07 308433 →</p>		<p>61-24050-30 </p> <p>615 016 21 20 89 Ø 1,75 mm 308432</p>			<p>70-20315-20 </p> <p>000 053 22 58</p>	<p>71-20731-30 </p> <p>110 492 04 80</p>		<p>71-19722-00 </p> <p>001 997 12 41 78x84 Graphit</p>
<p></p>	<p></p>	<p></p>		<p></p>			<p></p>	<p></p>		<p></p>
<p>01-24060-03 </p> <p>615 010 97 21 +615 010 99 07 +615 050 00 67 008609 →</p>	<p>02-24060-05 </p> <p>615 010 97 21 +615 016 00 80 +615 050 00 67 008609 →</p>			<p>61-24060-40 </p> <p>615 016 20 20 89 Ø 1,75 mm 008609 →</p>				<p>8x</p>		
<p></p>	<p></p>			<p></p>				<p></p>		
<p>01-24060-03 </p> <p>615 010 97 21 +615 010 99 07 +615 050 00 67 308433 →</p>	<p>02-24060-05 </p> <p>615 010 97 21 +615 016 00 80 +615 050 00 67 308433 →</p>			<p>61-24060-40 </p> <p>615 016 20 20 89 Ø 1,75 mm 308433 →</p>						
<p></p>	<p></p>			<p></p>						



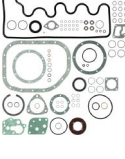
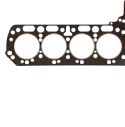













MERCEDES-BENZ

Ltr.   

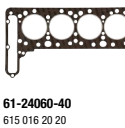
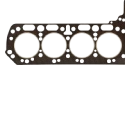

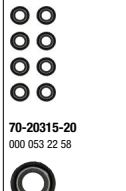










2,0 OM 615.915 40-44 kW (54-60 PS)

<p>01-24050-04 615 010 98 21 +615 010 99 07 +615 050 00 67 → 088976</p>  <p>01-24060-03 615 010 97 21 +615 010 99 07 +615 050 00 67 → 088977</p> 	<p>02-24050-06 615 010 98 21 +615 050 00 67 +615 016 00 80 → 088976</p>  <p>02-24060-05 615 010 97 21 +615 016 00 80 +615 050 00 67 → 088977</p> 	<p>08-21407-11 615 010 99 07 → 088977</p> 		<p>61-24050-30 615 016 21 20 89 Ø 1,75 mm → 088976</p>  <p>61-24060-40 615 016 20 20 89 Ø 1,75 mm → 088977</p> 	<p>14-32032-01 615 990 01 12 (4x) +615 990 02 12 (8x) +615 990 03 12 (6x)</p> 	<p>71-23043-00 615 016 00 80</p> 	<p>12-20315-03 615 050 00 67</p>  <p>70-20315-20 000 053 22 58</p> 	<p>71-25883-20 →   615 142 04 80</p> 	<p>71-21407-10 616 014 01 22</p> 	<p>81-17328-20 K → 011 997 22 47 45x74,5/79,5 A SL RD FPM</p>  <p>71-19722-00 K → 001 997 12 41 78x84 Graphit</p> 






































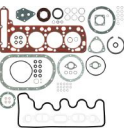


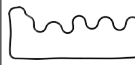






























































2,0 OM 615.940 40-44 kW (54-60 PS) 200 D (123) 07/76

<p>01-24060-03 615 010 97 21 +615 010 99 07 +615 050 00 67</p> 	<p>02-24060-05 615 010 97 21 +615 016 00 80 +615 050 00 67</p> 	<p>08-21407-11 615 010 99 07</p> 		<p>61-24060-40 615 016 20 20 89 Ø 1,75 mm</p> 	<p>14-32032-01 615 990 01 12 (4x) +615 990 02 12 (8x) +615 990 03 12 (6x)</p> 	<p>71-23043-00 615 016 00 80</p> 	<p>12-20315-03 615 050 00 67</p>  <p>70-20315-20 000 053 22 58</p> 	<p>71-25883-20 →   615 142 04 80</p>  <p>71-20731-30 →   110 492 04 80</p> 	<p>71-21407-10 616 014 01 22</p> 	<p>81-17328-20 K → 011 997 22 47 45x74,5/79,5 A SL RD FPM</p>  <p>71-19722-00 K → 001 997 12 41 78x84 Graphit</p> 
---	---	--	--	--	--	---	---	---	---	--










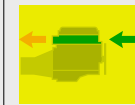



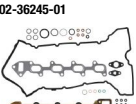
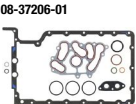
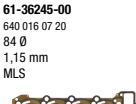

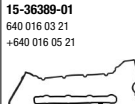

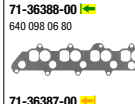
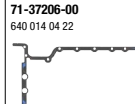




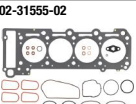



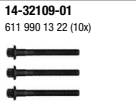























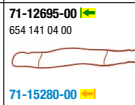
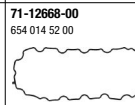

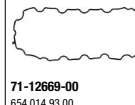

2,0 OM 615.960 40-44 kW (54-60 PS)
OM 615.961
OM 615.964
OM 615.965
OM 615.966
OM 615.967
OM 615.968
OM 615.969

				<p>61-24050-30 615 016 21 20 89 Ø 1,75 mm → 027973</p>  <p>61-24060-40 615 016 20 20 89 Ø 1,75 mm → 027974</p> 		<p>71-23043-00 615 016 00 80</p> 	<p>12-20315-03 615 050 00 67</p>  <p>70-20315-20 000 053 22 58</p> 	<p>71-25883-20 →   615 142 04 80</p>  <p>71-20731-30 →   110 492 04 80</p> 	<p>71-21407-10 616 014 01 22</p> 	<p>81-17328-20 K → 011 997 22 47 45x74,5/79,5 A SL RD FPM</p>  <p>71-19722-00 K → 001 997 12 41 78x84 Graphit</p> 
--	--	--	--	---	--	---	---	---	---	--




MERCEDES-BENZ

Ltr.  											
2,0 OM 615.963 OM 615.970 44-45 kW (60-61 PS) 2.0 D (631) 04/88-04/96					61-24060-40 615 016 20 20 89 Ø 1,75 mm  027974→ 		71-23043-00 615 016 00 80 	12-20315-03 615 050 00 67          8x 70-20315-20 000 053 22 58 	71-25883-20   615 142 04 80  71-20731-30   110 492 04 80 	71-21407-10 616 014 01 22 	81-17328-20  011 997 22 47 45x74,5/79,5 A SL RD FPM  71-19722-00  001 997 12 41 78x84 Graphit 
2,0 OM 621.912 OM 621.913 OM 621.914 OM 621.918 OM 621.919 OM 621.930 35-40 kW (48-55 PS) 190 DC (110) 200 D (110) 06/61	01-19567-07 	02-19567-04 621 010 03 21 			61-19567-30 621 016 16 20 90 Ø 		71-23043-00 615 016 00 80 	12-20315-03 615 050 00 67          8x 70-20315-20 000 053 22 58 	71-19721-10   621 142 11 80 	71-12801-10 121 014 09 22 	81-17328-20  011 997 22 47 45x74,5/79,5 A SL RD FPM  71-19722-00  001 997 12 41 78x84 Graphit 
2,0 OM 640.940 OM 640.941 OM 640.942 60-103 kW (82-140 PS) A 160 CDI (169) A 180 CDI (169) A 200 CDI (169) B 180 CDI (245) B 200 CDI (245) 09/04-06/12		02-36245-01 	08-37206-01 	04-10228-01  	61-36245-00 640 016 07 20 84 Ø 1,15 mm MLS 	14-32212-01 000 016 00 69 (10x)              	15-36389-01 640 016 03 21 +640 016 05 21 	12-31306-01 000 053 46 58 (16x)               16x 70-31306-00 000 053 11 00 	71-36388-00  640 098 06 80  71-36387-00  640 142 05 80 	71-37206-00 640 014 04 22 	81-35035-00  166 997 02 46 40x62 A RD PTFE ACM  81-10435-00  640 010 15 68 90 Ø LD PTFE 

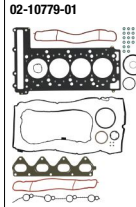
MERCEDES-BENZ

<p>Ltr. </p>	<p>2,0 OM 640.941 100 kW (136 PS)</p>	<p>A 200 CDI (169) B 200 CDI (245)</p>	<p>09/04-06/12</p>											
<p>2,0 OM 640.941</p>	<p>100 kW (136 PS)</p>	<p>A 200 CDI (169) B 200 CDI (245)</p>	<p>09/04-06/12</p>		<p>02-36245-01</p> 	<p>08-37206-01</p> 	<p>61-36245-00</p> <p>640 016 07 20 84 Ø 1,15 mm MLS</p> 	<p>14-32212-01</p> <p>000 016 00 69 (10x)</p> 	<p>15-36389-01</p> <p>640 016 03 21 +640 016 05 21</p> 	<p>12-31306-01</p> <p>000 053 46 58 (16x)</p> 	<p>71-36388-00 I</p> <p>640 098 06 80</p> 	<p>71-36387-00</p> <p>640 142 05 80</p> 	<p>71-37206-00</p> <p>640 014 04 22</p> 	<p>81-35035-00 K</p> <p>166 997 02 46 40x62 A RD PTFE ACM</p>  <p>81-10435-00 K</p> <p>640 010 15 68 90 Ø LD PTFE</p> 
<p>2,0 OM 646.982</p>	<p>85 kW (116 PS)</p>	<p>VIANO 2.0 CDI (639)</p>	<p>03/06</p>		<p>02-31555-02</p> 	<p>08-34037-02</p> <p>611 010 06 05</p> 	<p>04-10044-01</p> 	<p>61-34300-00</p> <p>646 016 05 20 89 Ø 1,2 mm MLS</p> 	<p>14-32109-01</p> <p>611 990 13 22 (10x)</p> 	<p>15-38448-02</p> <p>646 016 12 21 +611 016 02 21 (4x)</p> 	<p>12-29491-01</p> <p>612 050 00 58 (4x)</p> 	<p>71-34474-00 I</p> <p>611 098 03 80</p> 	<p>71-34037-00</p> <p>646 014 03 22</p> 	<p>81-26248-10 K</p> <p>014 997 70 46 45x67 A SL RD PTFE</p>  <p>81-90002-00 K</p> <p>611 010 01 14</p> 
<p>2,0 OM 654.820</p>	<p>120-245 kW (163-333 PS)</p>	<p>C 200 d (206) C 220 d (206) C 220 (206) C 300 d (206) CLS 300 d (257) E 300 d (213) E 300 d (238) GLC 220 (254) GLE 300 d (167) 300d e(254) 300d (254)</p>	<p>01/21</p>	<p>[NEW]</p>					<p>14-21984-01</p> <p>000 016 09 00 (10x)</p> 	<p>15-21810-02</p> <p>71-21810-00 A</p> <p>654 016 38 00</p> <p>71-21815-00 I</p> <p>654 016 83 00</p> 	<p>12-19304-01</p> <p>656 051 17 00 (24x)</p> 	<p>71-12695-00 I</p> <p>654 141 04 00</p> 	<p>71-15280-00</p> <p>654 142 17 01</p> 	<p>81-10595-00 K</p> <p>016 997 20 46 96x114 ESS LD FPM</p> 
<p>2,0 OM 654.820</p>	<p>147 kW (200 PS)</p>	<p>E 220 d (213)</p>	<p>02/22</p>	<p>[NEW]</p>					<p>14-21984-01</p> <p>000 016 09 00 (10x)</p> 	<p>15-21810-02</p> <p>71-21810-00 A</p> <p>654 016 38 00</p> <p>71-21815-00 I</p> <p>654 016 83 00</p> 	<p>12-19304-01</p> <p>656 051 17 00 (24x)</p> 	<p>71-12695-00 I</p> <p>654 141 04 00</p> 	<p>71-15280-00</p> <p>654 142 17 01</p> 	<p>81-10595-00 K</p> <p>016 997 20 46 96x114 ESS LD FPM</p>  <p>71-12668-00</p> <p>654 014 52 00</p>  <p>71-12669-00</p> <p>654 014 93 00</p> 

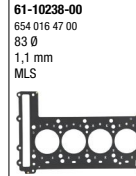
MERCEDES-BENZ

Ltr.  2,0 OM 654.920  75-235 kW (102-320 PS)  01/16


- A 180 d (177)
- A 200 d (177)
- B 180 d (247)
- B 200 d (247)
- C 200 d (205)
- C 220 d (205)
- C 300 d (205)
- C 300 de (205)
- CLA 180 d (118)
- CLA 200 d (118)
- CLA 220 d (118)
- CLS 220 d (257)
- CLS 300 d (257)
- E 200 d (213)
- E 220 d (213)
- E 220 d (238)
- E 300 d (213)
- E 300 d (238)
- E 300 de (213)
- GLA 180 d (247)
- GLA 200 d (247)
- GLA 220 d (247)
- GLB 180 d (247)
- GLB 200 d (247)
- GLB 220 d (247)
- GLC 200 d (253)
- GLC 220 d (253)
- GLC 300 d (253)
- GLC 300 de (253)
- GLE 300 d (167)
- GLE 350 d (167)
- GLE 350 de (167)
- GLE 350 de 4-matic (167)
- MARCO POLO 200 CDI (447)
- MARCO POLO 220 CDI (447)
- MARCO POLO 250 CDI (447)
- MARCO POLO 300 CDI (447)
- SPRINTER 211 CDI (907)
- SPRINTER 215 CDI (907)
- SPRINTER 217 CDI (907)
- SPRINTER 311 CDI (907)
- SPRINTER 315 CDI (907)
- SPRINTER 315 CDI (910)
- SPRINTER 317 CDI (907)
- SPRINTER 317 CDI (910)
- SPRINTER 415 CDI (910)
- SPRINTER 417 CDI (907)
- SPRINTER 417 CDI (910)
- V 220 CDI (447)
- V 250 CDI (447)
- V 300 CDI / d (447)
- V 300 CDI (447)
- VITO 114 CDI (447)
- VITO 116 CDI (447)
- VITO 119 CDI (447)
- VITO 124 CDI (447)
- 110 CDI (447)
- 114 CDI (447)
- 116 CDI (447)
- 119 CDI (447)
- 211 CDI (907)
- 211 CDI (910)
- 215 CDI (907)
- 215 CDI (910)
- 217 CDI (907)
- 311 CDI (907)
- 311 CDI (910)
- 315 CDI (907)
- 315 CDI (910)
- 317 CDI (907)
- 317 CDI (910)
- 319 CDI (907)
- 411 CDI (907)
- 415 CDI (907)
- 415 CDI (910)
- 417 CDI (907)
- 419 CDI (907)
- 515 CDI (907)
- 515 CDI (910)
- 517 CDI (907)
- 519 CDI (907)



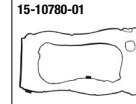
08-10032-01



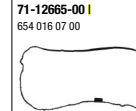
61-10238-00
654 016 47 00
83 Ø
1,1 mm
MLS



14-12813-01
000 016 02 00 (10x)

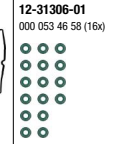


15-10780-01



71-12665-00 I
654 016 07 00

71-12666-00 A
654 016 22 00



12-31306-01
000 053 46 58 (16x)

71-12695-00 I
654 141 04 00

71-42944-00
654 142 15 00



70-31414-10
654 014 52 00

71-12668-00
654 014 93 00

71-12669-00
654 014 93 00

81-10491-00 K
654 010 30 00
55 Ø
FPM/ACM
80192772


























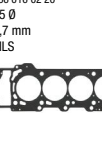

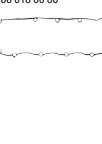














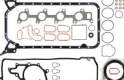





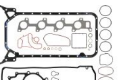
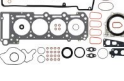






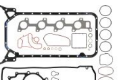
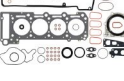
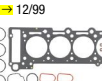
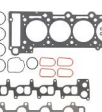
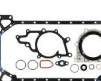




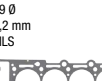
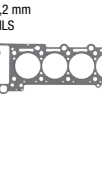


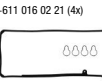






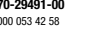











81-10636-00 K
254 010 03 01
55 Ø
FPM/ACM
80192772

81-10595-00 K
016 997 20 46
96x114
ESS LD FPM



MERCEDES-BENZ

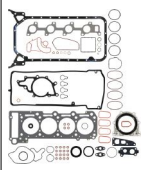
<p>Ltr.  2,0 139.580</p> <p>280-500 kW (381-680 PS)</p> <p>C 43 (206) C 63 (206) 43 AMG (232)</p> <p>04/22 [NEW]</p>					 61-11096-00 139 016 02 00 84 Ø MLS 	 14-10023-01 	 70-31414-10 	 12-39356-02 254 053 48 00 4x	 71-20033-00  4x 139 141 06 00  71-13175-00  139 141 00 00	 70-31414-10 	 81-10596-00  000 017 01 00 94x114 ESS LD FPM  81-10647-00  139 011 01 00 55 Ø LD FPM 
<p>2,1 M 166.995</p> <p>103 kW (140 PS)</p> <p>A 210 (168)</p> <p>12/01-08/04</p>		 02-33065-01	 08-35384-01		 61-33065-00 166 016 02 20 85 Ø 0,7 mm MLS	 14-32213-01 286 016 02 69 (10x)	 71-35007-00 166 018 00 80	 12-31306-09 000 053 51 58 4x 70-29491-00 000 053 42 58 4x 70-31306-00 000 053 11 00	 71-35381-00  4x 166 141 03 80  71-33412-00  166 140 02 34 	 70-31414-10 	 81-35035-00  166 997 02 46 40x62 A RD PTFE ACM  81-90009-00  166 010 01 14 
<p>2,1 OM 611.961</p> <p>100 kW (136 PS)</p> <p>E 220 CDI (210)</p> <p>05/99-03/03</p> <p>01-31555-01 611 010 45 20 +611 010 06 05 +611 016 01 21 +611 016 02 21 (4x) +612 050 00 58 (4x)  12/99  02-31555-01 611 010 45 20  12/99  02-31555-02  01/00→  01-31555-02  01/00→  </p>	 02-31555-01 611 010 45 20  12/99  02-31555-02  01/00→  01-31555-02  01/00→  	 08-34037-02 611 010 06 05 	 04-10044-01  	 61-34300-00 646 016 05 20 89 Ø 1,2 mm MLS 	 14-32109-01 611 990 13 22 (10x) 	 15-38449-02 646 016 12 21 +611 016 02 21 (4x) 	 12-29491-01 612 050 00 58 (4x) 16x 70-29491-00 000 053 42 58	 71-34249-00  611 141 01 80  12/99  71-34473-00  4x 611 094 00 80  01/00→  71-34251-00  611 142 07 80 	 71-34037-00 646 014 03 22 	 81-26248-10  014 997 70 46 45x67 A SL RD PTFE  81-90002-00  611 010 01 14 	

MERCEDES-BENZ

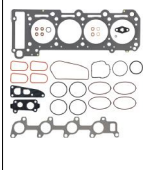
Ltr. 2,1 OM 611.962 75 kW (102 PS) C 200 CDI (203) 02/01-08/07



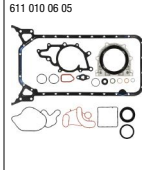
01-31555-02




02-31555-02



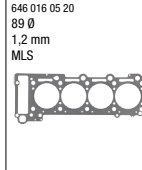
08-34037-02
611 010 06 05



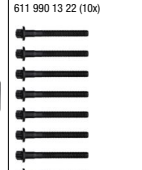
04-10044-01



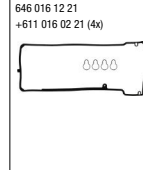
61-34300-00
646 016 05 20
89 Ø
1,2 mm
MLS



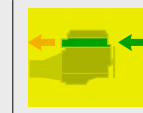
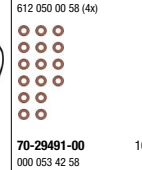
14-32109-01
611 990 13 22 (10x)



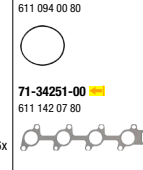
15-38449-02
646 016 12 21
+611 016 02 21 (4x)



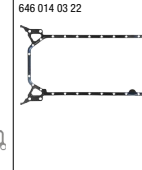
12-29491-01
612 050 00 58 (4x)



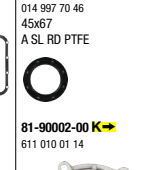
71-34473-00 4x
611 094 00 80



71-34037-00
646 014 03 22



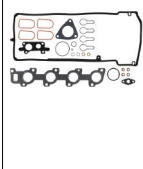
81-26248-10
014 997 70 46
45x67
A SL RD PTFE



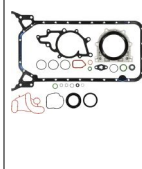
2,1 OM 646.701 80 kW (109 PS) SPRINTER 411 CDI (909) 09/13




02-38449-01



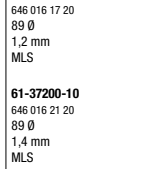
08-34037-04




04-10044-01




61-37200-00
646 016 17 20
89 Ø
1,2 mm
MLS



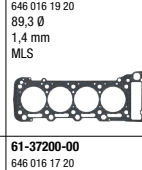
61-37200-10
646 016 21 20
89 Ø
1,4 mm
MLS



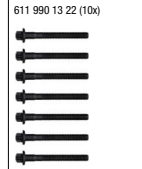
61-37200-20
646 016 20 20
89,3 Ø
1,2 mm
MLS



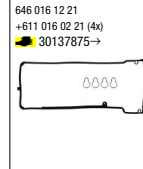
61-37200-30
646 016 19 20
89,3 Ø
1,4 mm
MLS



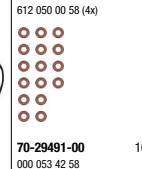
14-32109-01
611 990 13 22 (10x)



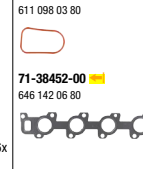
15-38449-02
646 016 12 21
+611 016 02 21 (4x)
 30137875→



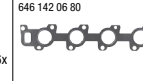
12-29491-01
612 050 00 58 (4x)



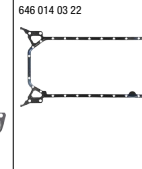
71-34474-00 4x
611 098 03 80



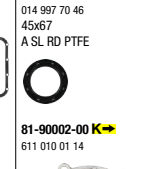
71-38452-00
646 142 06 80



71-34037-00
646 014 03 22



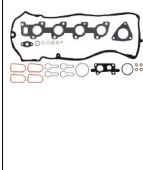
81-26248-10
014 997 70 46
45x67
A SL RD PTFE



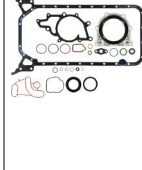
2,1 OM 646.811 100-125 kW (136-170 PS) C 200 CDI (204) 01/07-12/09
OM 646.812 C 220 CDI (204)



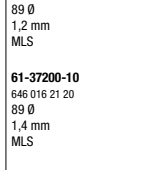
02-41128-01
 30137884




08-34037-04




61-37200-00
646 016 17 20
89 Ø
1,2 mm
MLS



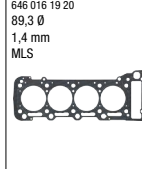
61-37200-10
646 016 21 20
89 Ø
1,4 mm
MLS



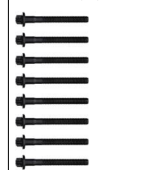
61-37200-20
646 016 20 20
89,3 Ø
1,2 mm
MLS



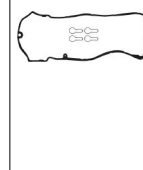
61-37200-30
646 016 19 20
89,3 Ø
1,4 mm
MLS



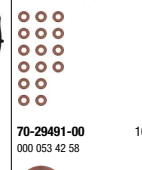
14-32109-01
611 990 13 22 (10x)



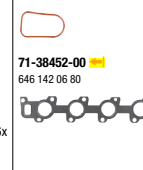
15-41128-01
 30137884



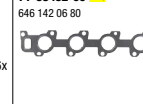
12-29491-01
612 050 00 58 (4x)



71-34474-00 4x
611 098 03 80



71-38452-00
646 142 06 80



71-34037-00
646 014 03 22



81-26248-10
014 997 70 46
45x67
A SL RD PTFE



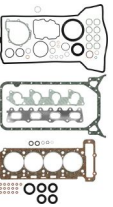

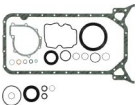

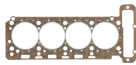

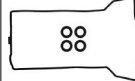


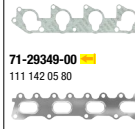







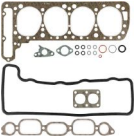
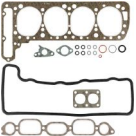







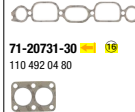









MERCEDES-BENZ

Ltr.															
2,1	OM 646.820 OM 646.821	100-125 kW (136-170 PS)	E 200 CDI (211) E 220 CDI (211)	03/03-07/09		<p>02-41128-01 → 30137874</p> <p>02-38449-01 → 30137875→</p>	<p>08-34037-04</p>		<p>61-37200-00 646 016 17 20 89 Ø 1,2 mm MLS</p> <p>61-37200-10 646 016 21 20 89 Ø 1,4 mm MLS</p> <p>61-37200-20 646 016 20 20 89,3 Ø 1,2 mm MLS</p> <p>61-37200-30 646 016 19 20 89,3 Ø 1,4 mm MLS</p>	<p>14-32109-01 611 990 13 22 (10x)</p>	<p>15-41128-01 → 30137874</p> <p>15-38449-01 646 016 12 21 +646 016 08 21 (4x) → 30137875→</p>	<p>12-29491-01 612 050 00 58 (4x)</p> <p>70-29491-00 000 053 42 58</p>	<p>71-34474-00 4x 611 098 03 80</p> <p>71-38452-00 646 142 06 80</p>	<p>71-34037-00 646 014 03 22</p>	<p>81-26248-10 </p> <p>014 997 70 46 45x67 A SL RD PTFE</p> <p>81-90002-00 </p> <p>611 010 01 14</p>
2,1	OM 646.951 OM 646.961 OM 646.962 OM 646.963 OM 646.966	75-110 kW (102-150 PS)	C 200 CDI (203) C 220 CDI (203) CLC 200 CDI (203) CLC 220 CDI (209) E 200 CDI (211) E 220 CDI (211)	03/02-06/11		<p>02-31555-02</p>	<p>08-34037-02 611 010 06 05</p>	<p>04-10044-01 </p>	<p>61-34300-00 646 016 05 20 89 Ø 1,2 mm MLS</p>	<p>14-32109-01 611 990 13 22 (10x)</p>	<p>15-38449-02 646 016 12 21 +611 016 02 21 (4x)</p>	<p>12-29491-01 612 050 00 58 (4x)</p> <p>70-29491-00 000 053 42 58</p>	<p>71-34473-00 4x 611 094 00 80</p> <p>71-34251-00 611 142 07 80</p>	<p>71-34037-00 646 014 03 22</p>	<p>81-26248-10 </p> <p>014 997 70 46 45x67 A SL RD PTFE</p> <p>81-90002-00 </p> <p>611 010 01 14</p>
2,1	OM 646.980 OM 646.981 OM 646.982 OM 646.983 OM 646.984 OM 646.985 OM 646.989 OM 646.990	65-110 kW (88-150 PS)	SPRINTER 209 CDI (906) SPRINTER 211 CDI (906) SPRINTER 215 CDI (906) SPRINTER 309 CDI (906) SPRINTER 311 CDI (906) SPRINTER 315 CDI (906) SPRINTER 411 CDI (906) SPRINTER 415 CDI (906) SPRINTER 509 CDI (906) SPRINTER 511 CDI (906) SPRINTER 515 CDI (906) VIANO 2.0 CDI (639) VIANO 2.2 CDI (639) VITO 109 CDI (639) VITO 111 CDI (639) VITO 115 CDI (639)	09/03		<p>02-31555-02</p>	<p>08-34037-02 611 010 06 05</p>	<p>04-10044-01 </p>	<p>61-34300-00 646 016 05 20 89 Ø 1,2 mm MLS</p>	<p>14-32109-01 611 990 13 22 (10x)</p>	<p>15-38449-02 646 016 12 21 +611 016 02 21 (4x)</p>	<p>12-29491-01 612 050 00 58 (4x)</p> <p>70-29491-00 000 053 42 58</p>	<p>71-34474-00 4x 611 098 03 80</p> <p>71-34251-00 611 142 07 80</p>	<p>71-34037-00 646 014 03 22</p>	<p>81-26248-10 </p> <p>014 997 70 46 45x67 A SL RD PTFE</p> <p>81-90002-00 </p> <p>611 010 01 14</p>

MERCEDES-BENZ

Ltr.	OM	Power	Model	Year	Image 1	Image 2	Image 3	Image 4	Image 5	Image 6	Image 7	Image 8	Image 9	Image 10	Image 11	Image 12
2,1	OM 646.986	95-110 kW (129-150 PS)	SPRINTER 213 CDI (906) SPRINTER 215 CDI (906) SPRINTER 313 CDI (906) SPRINTER 315 CDI (906) SPRINTER 415 CDI (906) SPRINTER 513 CDI (906) SPRINTER 515 CDI (906)	06/06												
						02-31555-02	08-34037-02 611 010 06 05	04-10196-01	61-34300-00 646 016 05 20 89 Ø 1,2 mm MLS	14-32109-01 611 990 13 22 (10x)	15-38448-02 646 016 12 21 +611 016 02 21 (4x)	12-29491-01 612 050 00 58 (4x)	71-34474-00 611 098 03 80 4x 71-34251-00 611 142 07 80	71-34037-00 646 014 03 22	81-26248-10 014 997 20 46 45x67 A SL RD PTFE 81-90002-00 611 010 01 14	
2,1	OM 651.911 OM 651.924	125-150 kW (170-204 PS)	CLS 250 BlueTEC / d (218) E 220 BlueTEC / d (207) E 220 CDI (207) E 250 BlueTEC / d (207)	01/09-12/17		02-36950-01 30963977	08-40437-01 30599999	04-10367-01	61-36950-00 651 016 05 00 84 Ø 1,35 mm MLS	14-32322-01 651 016 05 69 (10x)	71-40438-00 651 016 00 21 30963977	12-31306-12 	71-40436-00 651 091 00 60 71-40451-00 651 142 29 80	71-40437-00 651 014 00 80 30599999	81-40458-00 014 997 26 46 60x75 A SL RD FPM 81-40459-00 014 997 25 46 96x114 A SL LD FPM	
						02-36950-02 30963978 →	08-10068-01 30600000 →				71-10774-00 651 016 03 21 30963978 →	70-31306-00 000 053 11 00	71-40447-00 651 096 04 80	71-10068-00 651 014 02 80 30600000 →		
2,1	OM 651.940 OM 651.955 OM 651.956	70-120 kW (95-163 PS)	SPRINTER 210 CDI (906) SPRINTER 310 CDI (906) SPRINTER 510 CDI (906) VIANO 2.0 CDI (639) VIANO 2.2 CDI (639) VITO 113 CDI (639) VITO 116 CDI (639)	03/09		02-36950-01 30963977	08-40443-02	04-10367-01	61-36950-00 651 016 05 00 84 Ø 1,35 mm MLS	14-32322-01 651 016 05 69 (10x)	71-40438-00 651 016 00 21 30963977	12-31306-12 	71-40436-00 651 091 00 60 71-40451-00 651 142 29 80	71-10262-00 651 014 00 28	81-40458-00 014 997 26 46 60x75 A SL RD FPM 81-40459-00 014 997 25 46 96x114 A SL LD FPM	
						02-36950-02 30963978 →					71-10774-00 651 016 03 21 30963978 →	70-31306-00 000 053 11 00	71-40447-00 651 096 04 80			

MERCEDES-BENZ

Ltr.	Motor	Power	Model	Year	Part 1	Part 2	Part 3	Part 4	Part 5	Part 6	Part 7	Part 8	Part 9	Part 10	Part 11		
2.2	M 111.960 M 111.961	110 kW (150 PS)	C 220 (202) E 220 (124) 220 CE (124) 220 E (124)	10/92-05/00	01-29105-01 111 010 28 20 +111 010 31 08 +111 010 04 30 +119 050 01 58 	02-29105-01 111 010 28 20 	08-29170-01 111 010 31 08 		61-29105-10 111 016 27 20 91 Ø 1,75 mm 	14-32028-02 102 990 08 10 (10x) 	15-31001-01 111 016 02 21 +111 016 07 21 (4x) 	12-29491-01 612 050 00 58 (4x) 	71-29176-00  111 141 07 80 	71-29349-00  111 142 05 80 	71-29170-10 111 014 01 22 	81-26248-00  120 997 03 46 45x67 A SL RD FPM 	81-26249-00  017 997 74 47 93x114 A SL LD FPM 
2.2	M 115.920 M 115.921 M 115.922 M 115.924 M 115.927 M 115.928 M 115.929 M 115.932 M 115.933 M 115.934 M 115.935	48-77 kW (65-105 PS)	T2/L L 408 G T2/L LF 408 G T2/L LK 408 G 220 (115)	01/68	02-24170-04 115 010 40 21 +115 050 00 67 +115 016 01 80 	08-21407-12 115 010 20 05 	61-24170-30 115 016 40 20 90 Ø 1,75 mm 		71-23061-00 115 016 01 80 	12-21918-05 115 050 00 67 	70-20423-00 ES 000 053 19 58 4x 	71-21918-10 AS 000 053 31 58 4x 	71-17574-10  115 142 07 80 	71-20731-30  110 492 04 80 	71-21407-10 616 014 01 22 	81-17328-20  011 997 22 47 45x74,5/79,5 A SL RD FPM 	71-19722-00  001 997 12 41 78x84 Graphit 
2.2	M 180.922 M 180.926 M 180.927 M 180.928 M 180.929 M 180.940 M 180.941 M 180.942 M 180.943 M 180.958	60-81 kW (82-110 PS)	220 B (111) 220 SB (111)	08/59					71-24069-00 123 016 00 21 				71-21267-10 617 014 01 80 				

MERCEDES-BENZ

Ltr. 2.2 OM 601.921 54 kW (72 PS) 190 D (201) 09/84-12/85

<p>01-26515-01 </p> <p>601 010 47 20 +601 010 48 05 +102 050 00 58 +601 016 06 21 003361 →</p>	<p>02-26220-04 </p> <p>601 010 46 20 003360</p>	<p>08-26204-02</p> <p>601 010 48 05</p>	<p>61-26220-10 </p> <p>601 016 37 20 88 Ø 1,8 mm 003360</p> <p>61-26220-10 </p> <p>601 016 37 20 88 Ø 1,8 mm 028239</p>	<p>14-32031-01</p> <p>603 990 01 10 (4x) +603 990 02 10 (9x) +603 990 03 10 (5x)</p>	<p>71-26222-10 </p> <p>601 016 06 21</p> <p>71-26492-10 </p> <p>601 016 07 21</p>	<p>12-27214-03</p> <p>102 050 00 58</p> <p>70-27214-00 AS 4x</p> <p>000 053 35 58</p> <p>70-28424-10 ES 4x</p> <p>102 053 02 58</p>	<p>71-26206-20 </p> <p>601 141 11 80</p> <p>71-26219-00 </p> <p>601 142 02 80</p>	<p>71-26204-10</p> <p>604 014 01 22</p> <p>71-34037-00</p> <p>646 014 03 22</p>	<p>81-26248-10 </p> <p>014 997 70 46 45x67 A SL RD PTFE</p> <p>81-25242-00 </p> <p>008 997 26 47 93x117 A SL LD FPM 003360</p> <p>81-25242-00 </p> <p>008 997 26 47 93x117 A SL LD FPM 028239</p>	
<p>01-26515-01 </p> <p>601 010 47 20 +601 010 48 05 +102 050 00 58 +601 016 06 21 028240 →</p>	<p>02-26220-04 </p> <p>601 010 46 20 028239</p>	<p>02-26515-04 </p> <p>601 010 47 20 003361 →</p>	<p>61-26515-50 </p> <p>601 016 29 20 88 Ø 1,75 mm 003361 →</p> <p>61-26515-50 </p> <p>601 016 29 20 88 Ø 1,75 mm 028240 →</p>						<p>81-26249-00 </p> <p>017 997 74 47 93x114 A SL LD FPM 003361 →</p> <p>81-26249-00 </p> <p>017 997 74 47 93x114 A SL LD FPM 028240 →</p>	
<p>02-26515-04 </p> <p>601 010 47 20 028240 →</p>	<p>02-26515-04 </p> <p>601 010 47 20 028240 →</p>	<p>02-26515-05 </p> <p>601 010 47 20 +102 050 00 58 +601 016 06 21 028240 →</p>							<p>81-26249-00 </p> <p>017 997 74 47 93x114 A SL LD FPM 028240 →</p>	
<p>02-26515-05 </p> <p>601 010 47 20 +102 050 00 58 +601 016 06 21 033361 →</p>	<p>02-26515-05 </p> <p>601 010 47 20 +102 050 00 58 +601 016 06 21 033361 →</p>	<p>02-26515-05 </p> <p>601 010 47 20 +102 050 00 58 +601 016 06 21 033361 →</p>							<p>81-26249-00 </p> <p>017 997 74 47 93x114 A SL LD FPM 028240 →</p>	
<p>02-26515-05 </p> <p>601 010 47 20 +102 050 00 58 +601 016 06 21 033361 →</p>	<p>02-26515-05 </p> <p>601 010 47 20 +102 050 00 58 +601 016 06 21 033361 →</p>	<p>02-26515-05 </p> <p>601 010 47 20 +102 050 00 58 +601 016 06 21 033361 →</p>							<p>81-26249-00 </p> <p>017 997 74 47 93x114 A SL LD FPM 028240 →</p>	

MERCEDES-BENZ


Ltr. 2.2 OM 604.910 55-70 kW (75-95 PS) C 220 D (202) 08/93-03/01















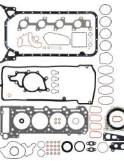

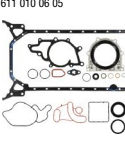

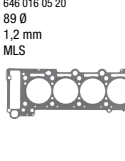

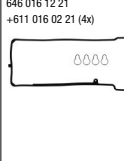

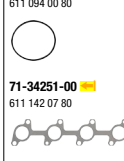
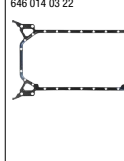
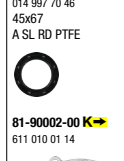
	<p>02-31660-01 604 010 06 20</p>	<p>08-26204-03 604 010 08 05</p>		<p>61-31660-10 604 016 04 20 90 Ø</p> <p>61-31660-20 604 016 05 20 90 Ø 2 mm</p>	<p>14-32033-01 603 990 02 10 (14x) +603 990 03 10 (4x)</p>	<p>15-31648-01 604 016 02 21 +606 016 02 21 (4x)</p>	<p>12-31306-01 000 053 46 58 (16x) 006455, 031329</p> <p>12-31306-02 604 050 01 58 006456, 031330→</p> <p>70-31306-00 16x 000 053 11 00 006455, 031329</p> <p>70-29491-00 AS 8x 000 053 42 58 006456, 031330→</p> <p>70-31306-00 ES 8x 000 053 11 00 006456, 031330→</p>	<p>71-31647-00 8x 604 141 01 60</p> <p>71-31659-00 604 142 02 80</p>	<p>71-26204-10 604 014 01 22</p> <p>71-34037-00 646 014 03 22</p>	<p>81-26248-10 K 014 997 70 46 45x67 A SL RD PTFE</p> <p>81-26249-00 K 017 997 74 47 93x114 A SL LD FPM</p> <p>81-90002-00 K 611 010 01 14</p>			

2.2 OM 604.912 55-70 kW (75-95 PS) E 220 D (210) 06/95-03/02

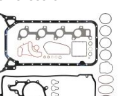
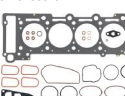


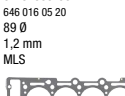
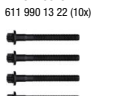

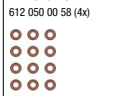






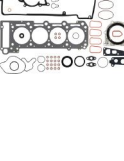

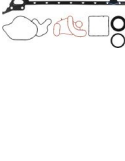








	<p>02-31660-01 604 010 06 20</p>	<p>08-26204-03 604 010 08 05</p>		<p>61-31660-10 604 016 04 20 90 Ø</p> <p>61-31660-20 604 016 05 20 90 Ø 2 mm</p>	<p>14-32033-01 603 990 02 10 (14x) +603 990 03 10 (4x)</p>	<p>15-31648-01 604 016 02 21 +606 016 02 21 (4x)</p>	<p>12-31306-02 604 050 01 58</p> <p>70-29491-00 AS 8x 000 053 42 58</p> <p>70-31306-00 ES 8x 000 053 11 00</p>	<p>71-31647-00 8x 604 141 01 60</p> <p>71-31659-00 604 142 02 80</p>	<p>71-26204-10 604 014 01 22</p> <p>71-34037-00 646 014 03 22</p>	<p>81-26248-10 K 014 997 70 46 45x67 A SL RD PTFE</p> <p>81-26249-00 K 017 997 74 47 93x114 A SL LD FPM</p> <p>81-90002-00 K 611 010 01 14</p>			

MERCEDES-BENZ

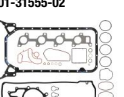
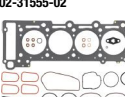




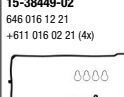


















Ltr.  2,2 OM 611.962 85-105 kW (116-143 PS) C 200 CDI (203) C 220 CDI (203) 05/00-08/07  1

										
01-31555-02	02-31555-02	08-34037-02 611 010 06 05	04-10044-01 	61-34300-00 646 016 05 20 89 Ø 1,2 mm MLS	14-32109-01 611 990 13 22 (10x)	15-38449-02 646 016 12 21 +611 016 02 21 (4x)	12-29491-01 612 050 00 58 (4x)	71-34473-00  4x 611 094 00 80	71-34037-00 646 014 03 22	81-26248-10  K 014 997 70 46 45x67 A SL RD PTFE
										




2,2 OM 611.980 60-90 kW (82-122 PS) V 200 CDI (638) V 200 (638) V 220 CDI (638) V 220 (638) VITO 108 CDI (638) VITO 110 CDI (638) VITO 112 CDI (638) 02/99-07/03
































										
01-31555-02	02-31555-02	08-34037-02 611 010 06 05	04-10064-01 	61-34300-00 646 016 05 20 89 Ø 1,2 mm MLS	14-32109-01 611 990 13 22 (10x)	15-38449-02 646 016 12 21 +611 016 02 21 (4x)	12-29491-01 612 050 00 58 (4x)	11-10002-01 	71-34037-00 646 014 03 22	81-26248-10  K 014 997 70 46 45x67 A SL RD PTFE
										

2,2 OM 611.981 OM 611.987 60-95 kW (82-129 PS) SPRINTER 208 CDI (901) SPRINTER 211 CDI (901) SPRINTER 213 CDI (901) SPRINTER 308 CDI (903) SPRINTER 311 CDI (903) SPRINTER 313 CDI (903) SPRINTER 408 CDI (904) SPRINTER 411 CDI (904) SPRINTER 413 CDI (904) 04/00-05/06

										
01-31555-02	02-31555-02	08-34037-02 611 010 06 05	04-10044-01 	61-34300-00 646 016 05 20 89 Ø 1,2 mm MLS	14-32109-01 611 990 13 22 (10x)	15-38449-02 646 016 12 21 +611 016 02 21 (4x)	12-29491-01 612 050 00 58 (4x)	11-10002-01 	71-34037-00 646 014 03 22	81-26248-10  K 014 997 70 46 45x67 A SL RD PTFE
										








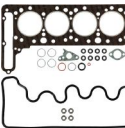




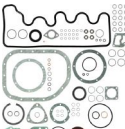



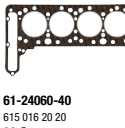

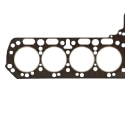



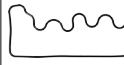














MERCEDES-BENZ

Ltr.  2,2 OM 615.912 44 kW (60 PS)  220 D (115)  01/68-01/77





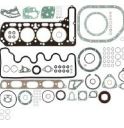


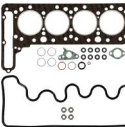

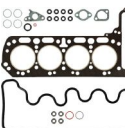
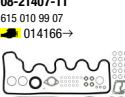

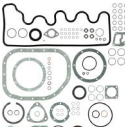



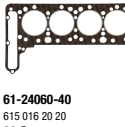

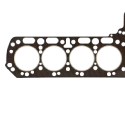


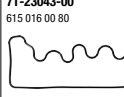
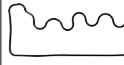














										
<p>01-24050-04 </p> <p>615 010 98 21 +615 010 99 07 +615 050 00 67 ➡ 041191</p>	<p>02-24050-06 </p> <p>615 010 98 21 +615 050 00 67 +615 016 00 80 ➡ 041191</p>	<p>08-21407-11 </p> <p>615 010 99 07 ➡ 041192→</p>		<p>61-24050-30 </p> <p>615 016 21 20 89 Ø 1,75 mm ➡ 041191</p>		<p>71-23043-00 615 016 00 80</p>	<p>12-20315-03 615 050 00 67</p>	<p>71-25883-20  </p> <p>615 142 04 80</p>	<p>71-21407-10 616 014 01 22</p>	<p>81-17328-20 </p> <p>011 997 22 47 45x74,5/79,5 A SL RD FPM</p>
<p>01-24050-04 </p> <p>615 010 98 21 +615 010 99 07 +615 050 00 67 ➡ 379190</p>	<p>02-24050-06 </p> <p>615 010 98 21 +615 050 00 67 +615 016 00 80 ➡ 379190</p>	<p>08-21407-11 </p> <p>615 010 99 07 ➡ 379191→</p>		<p>61-24050-30 </p> <p>615 016 21 20 89 Ø 1,75 mm ➡ 379190</p>			<p>70-20315-20 000 053 22 58</p>	<p>71-20731-30  </p> <p>110 492 04 80</p>		<p>71-19722-00 </p> <p>001 997 12 41 78x84 Graphit</p>
<p>01-24060-03 </p> <p>615 010 97 21 +615 010 99 07 +615 050 00 67 ➡ 041192→</p>	<p>02-24060-05 </p> <p>615 010 97 21 +615 016 00 80 +615 050 00 67 ➡ 041192→</p>			<p>61-24060-40 </p> <p>615 016 20 20 89 Ø 1,75 mm ➡ 041192→</p>			<p>71-20315-20 000 053 22 58</p>	<p>8x</p>		
<p>01-24060-03 </p> <p>615 010 97 21 +615 010 99 07 +615 050 00 67 ➡ 379191→</p>	<p>02-24060-05 </p> <p>615 010 97 21 +615 016 00 80 +615 050 00 67 ➡ 379191→</p>			<p>61-24060-40 </p> <p>615 016 20 20 89 Ø 1,75 mm ➡ 379191→</p>						

MERCEDES-BENZ



Ltr.   
 2.2 OM 615.917 37-44 kW (50-60 PS) 206 D 02/73
 OM 615.919
 OM 615.936














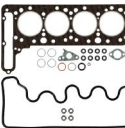


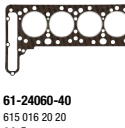









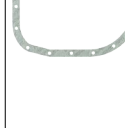

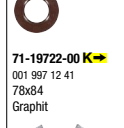


 01-24050-04 615 010 98 21 +615 010 99 07 +615 050 00 67  088976  01-24060-03 615 010 97 21 +615 010 99 07 +615 050 00 67  088977 → 	 02-24050-06 615 010 98 21 +615 050 00 67 +615 016 00 80  088976  02-24060-05 615 010 97 21 +615 016 00 80 +615 050 00 67  088977 → 	 08-21407-11 615 010 99 07  088977 → 		 61-24050-30 615 016 21 20 89 Ø 1,75 mm  088976  61-24060-40 615 016 20 20 89 Ø 1,75 mm  088977 → 	 14-32032-01 615 990 01 12 (4x) +615 990 02 12 (8x) +615 990 03 12 (6x) 	 71-23043-00 615 016 00 80 	 12-20315-03 615 050 00 67  70-20315-20 000 053 22 58 8x 	 71-25883-20   615 142 04 80 	 71-21407-10 616 014 01 22 	 81-17328-20  011 997 22 47 45x74,5/79,5 A SL RD FPM  71-19722-00  001 997 12 41 78x84 Graphit 
--	--	---	--	--	---	--	--	--	--	---

2.2 OM 615.937 44 kW (60 PS) 206 D 02/73-12/77





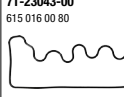





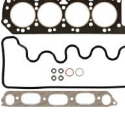












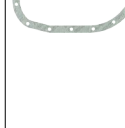

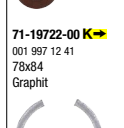


 01-24050-04 615 010 98 21 +615 010 99 07 +615 050 00 67  014165  01-24060-03 615 010 97 21 +615 010 99 07 +615 050 00 67  014166 → 	 02-24050-06 615 010 98 21 +615 050 00 67 +615 016 00 80  014165  02-24060-05 615 010 97 21 +615 016 00 80 +615 050 00 67  014166 → 	 08-21407-11 615 010 99 07  014166 → 		 61-24050-30 615 016 21 20 89 Ø 1,75 mm  014165  61-24060-40 615 016 20 20 89 Ø 1,75 mm  014166 → 	 14-32032-01 615 990 01 12 (4x) +615 990 02 12 (8x) +615 990 03 12 (6x) 	 71-23043-00 615 016 00 80 	 12-20315-03 615 050 00 67  70-20315-20 000 053 22 58 8x 	 71-25883-20   615 142 04 80 	 71-21407-10 616 014 01 22 	 81-17328-20  011 997 22 47 45x74,5/79,5 A SL RD FPM  71-19722-00  001 997 12 41 78x84 Graphit 
---	---	--	---	--	--	---	---	---	---	---

MERCEDES-BENZ





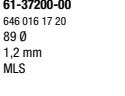

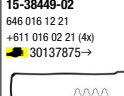










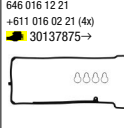
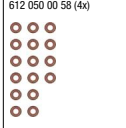



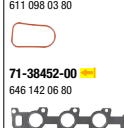


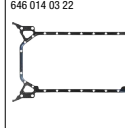




Ltr.  2.2 OM 615.939 44 kW (60 PS) 206 D  02/73-12/77

										
<p>01-24050-04 615 010 98 21 +615 010 99 07 +615 050 00 67 ➡ 002972</p>  <p>01-24060-03 615 010 97 21 +615 010 99 07 +615 050 00 67 ➡ 002973→</p> 	<p>02-24050-06 615 010 98 21 +615 050 00 67 ➡ 002972</p>  <p>02-24060-05 615 010 97 21 +615 016 00 80 +615 050 00 67 ➡ 002973→</p> 	<p>08-21407-11 615 010 99 07 ➡ 002973→</p> 		<p>61-24050-30 615 016 21 20 89 Ø 1,75 mm ➡ 002972</p>  <p>61-24060-40 615 016 20 20 89 Ø 1,75 mm ➡ 002973→</p> 	<p>14-32032-01 615 990 01 12 (4x) +615 990 02 12 (8x) +615 990 03 12 (6x)</p> 	<p>71-23043-00 615 016 00 80</p> 	<p>12-20315-03 615 050 00 67</p>  <p>70-20315-20 000 053 22 58</p> 	<p>71-25883-20   </p>  <p>615 142 04 80</p>	<p>71-21407-10 616 014 01 22</p> 	<p>81-17328-20 </p>  <p>011 997 22 47 45x74,5/79,5 A SL RD FPM</p> <p>71-19722-00 </p>  <p>001 997 12 41 78x84 Graphit</p>

2.2 OM 615.941 44-49 kW (60-67 PS) 220 D (123) 01/76-03/79

										
<p>01-24060-03 615 010 97 21 +615 010 99 07 +615 050 00 67</p> 	<p>02-24060-05 615 010 97 21 +615 016 00 80 +615 050 00 67</p> 	<p>08-21407-11 615 010 99 07</p> 		<p>61-24060-40 615 016 20 20 89 Ø 1,75 mm</p> 		<p>71-23043-00 615 016 00 80</p> 	<p>12-20315-03 615 050 00 67</p>  <p>70-20315-20 000 053 22 58</p> 	<p>71-25883-20   </p>  <p>615 142 04 80</p> <p>71-20731-30  </p>  <p>110 492 04 80</p>	<p>71-21407-10 616 014 01 22</p> 	<p>81-17328-20 </p>  <p>011 997 22 47 45x74,5/79,5 A SL RD FPM</p> <p>71-19722-00 </p>  <p>001 997 12 41 78x84 Graphit</p>

2.2 OM 646.701 80-100 kW (109-136 PS) SPRINTER 311 CDI (909) SPRINTER 313 CDI (909) SPRINTER 413 CDI (909) 09/13

										
	<p>02-38449-01</p> 	<p>08-34037-04</p> 	<p>04-10044-01 </p> 	<p>61-37200-00 646 016 17 20 89 Ø 1,2 mm MLS</p> <p>61-37200-10 646 016 21 20 89 Ø 1,4 mm MLS</p> <p>61-37200-20 646 016 20 20 89,3 Ø 1,2 mm MLS</p> <p>61-37200-30 646 016 19 20 89,3 Ø 1,4 mm MLS</p> 	<p>14-32109-01 611 990 13 22 (10x)</p> 	<p>15-38449-02 646 016 12 21 +611 016 02 21 (4x) ➡ 30137875→</p> 	<p>12-29491-01 612 050 00 58 (4x)</p>  <p>70-29491-00 000 053 42 58</p> 	<p>71-34474-00  </p>  <p>611 098 03 80</p> <p>71-38452-00 </p>  <p>646 142 06 80</p>	<p>71-34037-00 646 014 03 22</p> 	<p>81-26248-10 </p>  <p>014 997 70 46 45x67 A SL RD PTFE</p> <p>81-90002-00 </p>  <p>611 010 01 14</p>

MERCEDES-BENZ

Ltr. 1

2.2 OM 646.961 100 kW (136 PS) CLK 220 CDI (209) 03/02-05/09
 OM 646.966 E 220 CDI (211)

02-31555-02	08-34037-02 611 010 06 05	04-10044-01	61-34300-00 646 016 05 20 89 Ø 1,2 mm MLS	14-32109-01 611 990 13 22 (10x)	15-38449-02 646 016 12 21 +611 016 02 21 (4x)	12-29491-01 612 050 00 58 (4x)	71-34473-00 4x 611 094 00 80	71-34037-00 646 014 03 22	81-26248-10 014 997 70 46 45x67 A SL RD PTFE			
							16x		81-90002-00 611 010 01 14			

2.2 OM 646.984 65 kW (88 PS) 309 CDI (906) 04/12

02-31555-02	08-34037-02 611 010 06 05	04-10044-01	61-34300-00 646 016 05 20 89 Ø 1,2 mm MLS	14-32109-01 611 990 13 22 (10x)	15-38449-02 646 016 12 21 +611 016 02 21 (4x)	12-29491-01 612 050 00 58 (4x)	71-34474-00 4x 611 094 00 80	71-34037-00 646 014 03 22	81-26248-10 014 997 70 46 45x67 A SL RD PTFE	
							16x		81-90002-00 611 010 01 14	




















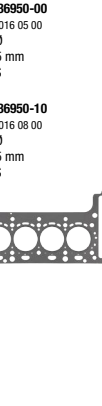








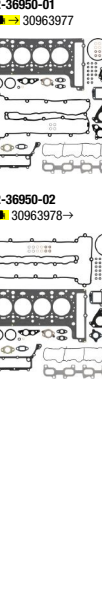









2.2 OM 651.911 88-150 kW (120-204 PS) C 180 CDI (204) 08/08
 OM 651.912 C 200 CDI (204)
 OM 651.913 C 220 CDI (204)
 OM 651.916 C 250 CDI (204)
 OM 651.924 C 250 CDI (212)
 OM 651.925 C 250 CDI (245)
 CLS 220 BlueTEC / d (218)
 CLS 250 BlueTEC / d (218)
 CLS 250 BlueTEC / d (218)
 E 200 BlueTEC / d (212)
 E 220 BlueTEC / d (212)
 E 220 BlueTEC (207)
 E 220 CDI (207)
 E 220 CDI (212)
 E 250 BlueTEC / d (212)
 E 300 BlueTEC (212)
 GLK 200 CDI (204)
 GLK 220 CDI (204)
 GLK 250 CDI (204)
 200 CDI (204)

02-36950-01 30963977	08-40437-01 30599999	04-10367-01	61-36950-00 651 016 05 00 84 Ø 1,35 mm MLS	14-32322-01 651 016 05 69 (10x)	71-40438-00 651 016 00 21 30963977	12-31306-12 612 050 00 58 (4x)	71-40436-00 651 091 00 80	71-40437-00 651 014 00 80 30599999	81-40458-00 014 997 25 46 60x75 A SL RD FPM	
02-36950-02 30963978 →	08-10068-01 30600000 →				71-10774-00 651 016 03 21 30963978 →	70-31306-00 000 053 11 00	71-40447-00 651 096 04 80	71-10068-00 651 014 02 80 30600000 →	81-40459-00 014 997 25 46 96x114 A SL LD FPM	
							16x			



MERCEDES-BENZ


















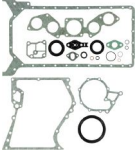

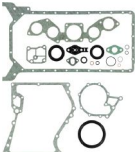







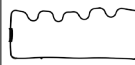

























Ltr.	OM	Power (kW)	PS	Models	Year	Image 1	Image 2	Image 3	Image 4	Image 5	Image 6	Image 7	Image 8	Image 9	Image 10	Image 11	Image 12
2.2	OM 651.921	100-170	136-231	PS	C 200 d (205) C 220 BlueTEC / d (205) C 220 d (205) C 220 D (205) C 250 d (205) C 300 BlueTEC (205) GLC 220 d (253) GLC 250 d (253) S 300 BlueTEC (222)	02/14-04/19											
							02-10010-01	08-10771-01	04-10367-01	61-36950-00 651 016 05 00 84 Ø 1,35 mm MLS 61-36950-10 651 016 08 00 84 Ø 1,55 mm MLS	14-32322-01 651 016 05 69 (10x)	71-10774-00 651 016 03 21	12-31306-12 70-31306-00 000 053 11 00	71-40436-00 651 091 00 60 71-10775-00 651 142 18 80	71-10771-00 651 014 15 00 71-13362-00 642 014 09 00	81-40458-00 014 997 26 46 60x75 A SL RD FPM 81-40459-00 014 997 25 46 96x114 A SL LD FPM	
2.2	OM 651.930	80-130	109-177	PS	A 180 CDI (176) A 200 CDI (176) A 220 CDI (176) A 220 d (176) B 180 CDI (246) B 200 CDI (246) B 220 CDI (246) B 220 d (246) CLA 200 CDI (117) CLA 220 CDI (117) CLA 220 d (117) GLA 200 CDI (156) GLA 220 CDI (156) GLA 220 d (156)	11/11				61-36950-00 651 016 05 00 84 Ø 1,35 mm MLS 61-36950-10 651 016 08 00 84 Ø 1,55 mm MLS	14-32322-01 651 016 05 69 (10x)	71-40438-00 651 016 00 21 → 30963977	12-31306-12 70-31306-00 000 053 11 00	71-40436-00 651 091 00 60 71-10775-00 651 142 18 80	70-31414-10	81-40458-00 014 997 26 46 60x75 A SL RD FPM 81-40459-00 014 997 25 46 96x114 A SL LD FPM	
2.2	OM 651.940 OM 651.955 OM 651.956 OM 651.957	70-120	95-163	PS	SPRINTER 210 CDI (906) SPRINTER 211 CDI (906) SPRINTER 213 CDI (906) SPRINTER 214 CDI (906) SPRINTER 216 CDI (906) SPRINTER 310 CDI (906) SPRINTER 311 CDI (906) SPRINTER 313 CDI (906) SPRINTER 314 CDI (906) SPRINTER 315 CDI (906) SPRINTER 316 CDI (906) SPRINTER 411 CDI (906) SPRINTER 413 CDI (906) SPRINTER 414 CDI (906) SPRINTER 415 CDI (906) SPRINTER 416 CDI (906) SPRINTER 511 CDI (906) SPRINTER 513 CDI (906) SPRINTER 514 CDI (906) SPRINTER 515 CDI (906) SPRINTER 516 CDI (906) VIANO 2.2 CDI (639) VITO 110 CDI (639) VITO 113 CDI (639) VITO 115 CDI (639) VITO 115CDI (639) VITO 116 CDI (639) 111 CDI (639) 411 CDI (906)	06/06			04-10367-01	61-36950-00 651 016 05 00 84 Ø 1,35 mm MLS	14-32322-01 651 016 05 69 (10x)	71-40438-00 651 016 00 21 → 30963977	12-31306-12 70-31306-00 000 053 11 00	71-40436-00 651 091 00 60 71-40451-00 651 142 29 80 71-40447-00 651 096 04 80	71-10262-00 651 014 00 28	81-40458-00 014 997 26 46 60x75 A SL RD FPM 81-40459-00 014 997 25 46 96x114 A SL LD FPM	

MERCEDES-BENZ

<p>Ltr. </p>	<p>2,2 OM 651.950 84-140 kW (114-190 PS)   03/14</p> <p>MARCO POLO 200 CDI (447) MARCO POLO 220 CDI (447) MARCO POLO 250 CDI (447) SPRINTER 211 CDI (910) SPRINTER 214 CDI (910) SPRINTER 311 CDI (907) SPRINTER 311 CDI (910) SPRINTER 314 CDI (907) SPRINTER 411 CDI (910) SPRINTER 414 CDI (910) V 200 CDI (447) V 220 CDI (447) V 250 BlueTEC / d (447) VITO 114 BlueTEC / d (447) VITO 114 CDI (447) VITO 116 BlueTEC / d (447) VITO 116 CDI (447) VITO 119 BlueTEC / d (447) VITO 119 BlueTEC (447)</p>											
<p>2,2 OM 651.958 84-130 kW (114-177 PS)  02/18</p> <p>SPRINTER 211 CDI (907) SPRINTER 211 CDI (910) SPRINTER 214 CDI (906) SPRINTER 214 CDI (907) SPRINTER 214 CDI (910) SPRINTER 216 CDI (907) SPRINTER 311 CDI (907) SPRINTER 311 CDI (910) SPRINTER 314 CDI (907) SPRINTER 316 CDI (907) SPRINTER 3500 CDI (907) SPRINTER 411 CDI (907) SPRINTER 411 CDI (910) SPRINTER 414 CDI (907) SPRINTER 414 CDI (910) SPRINTER 416 CDI (907) SPRINTER 4500 CDI (907) SPRINTER 511 CDI (907) SPRINTER 514 CDI (907) SPRINTER 516 CDI (907) 317 CDI (910) 318 CDI (910) 411 CDI (907) 417 CDI (910) 418 CDI (910)</p>												
<p>2,2 OM 651.960 150 kW (204 PS)  04/15-10/18</p> <p>GLE 250 d (166)</p>												

MERCEDES-BENZ

Ltr.  2,3 M 102.942 70 kW (95 PS) T1 210 (601)  07/82-02/96

										
	<p>02-25225-12 102 010 64 41</p> 	<p>08-26543-08  102 010 30 05 → 000614</p>  <p>08-26543-08  102 010 30 05 → 008804</p>  <p>08-26543-10  102 010 30 05 → 000615→</p>  <p>08-26543-10  102 010 32 05 → 008805→</p> 		<p>61-25225-40 102 016 28 20 97,5 Ø 1,75 mm</p> 	<p>14-32026-01 615 990 02 12 (10x)</p> 	<p>71-25168-10  102 016 11 21 → 0008804, 000614</p>  <p>71-26396-10  102 016 12 21 → 000615→</p>  <p>71-26396-10  102 016 12 21 → 008805→</p> 	<p>12-25227-03 102 050 01 58</p>  <p>70-25227-10 ES 4x 102 053 16 58</p>  <p>70-25228-10 AS 4x 102 053 03 58</p> 	<p>71-25529-10  102 141 35 80</p>  <p>71-25226-20 4x 102 142 14 80</p>  <p>71-27003-10  123 492 03 80 → 000614</p>  <p>71-27003-10  123 492 03 80 → 008804</p> 	<p>71-26543-10 102 014 07 22</p> 	<p>81-21023-30 K  006 997 12 47 45x67 AB SL RD FPM → 000614</p>  <p>81-21023-30 K  006 997 12 47 45x67 AB SL RD FPM → 008804</p>  <p>81-26248-00 K  120 997 03 46 45x67 A SL RD FPM → 000615→</p>  <p>81-26248-00 K  120 997 03 46 45x67 A SL RD FPM → 008805→</p>  <p>81-25242-00 K  008 997 26 47 93x117 A SL LD FPM → 000614</p>  <p>81-25242-00 K  008 997 26 47 93x117 A SL LD FPM → 008804</p>  <p>81-26249-00 K  017 997 74 47 93x114 A SL LD FPM → 000615→</p> 

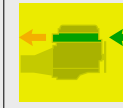



MERCEDES-BENZ

Ltr.



1

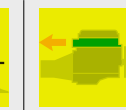


81-26249-00 K → 
017 997 74 47
93x114
A SL LD FPM
008805 →

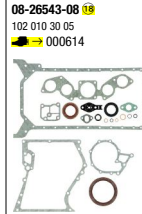


MERCEDES-BENZ

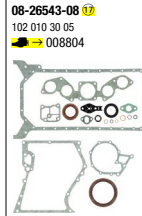
Ltr. 2,3 M 102.942 70 kW (95 PS) T1 210 (601) T1 310 (602) T1/TN 410 04/77-02/96



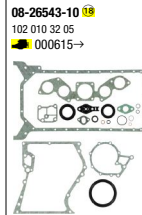
02-25225-12
102 010 64 41



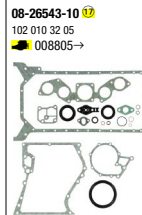
08-26543-08
102 010 30 05
→ 000614



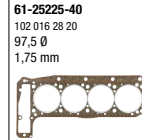
08-26543-08
102 010 30 05
→ 008804




08-26543-10
102 010 32 05
→ 000615→



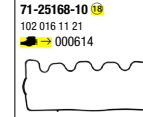
08-26543-10
102 010 32 05
→ 008805→



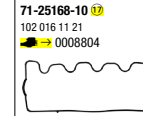
61-25225-40
102 016 28 20
97,5 Ø
1,75 mm



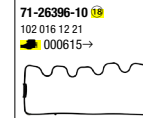
14-32026-01
615 990 02 12 (10x)



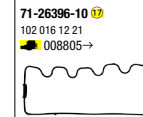
71-25168-10
102 016 11 21
→ 000614



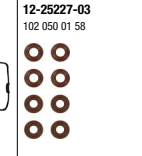
71-25168-10
102 016 11 21
→ 0008804



71-26396-10
102 016 12 21
→ 000615→




71-26396-10
102 016 12 21
→ 008805→




12-25227-03
102 050 01 58



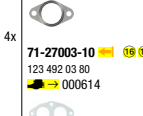
70-25227-10 ES
102 053 16 58



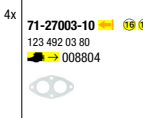
70-25228-10 AS
102 053 03 58



71-25529-10
102 141 35 80



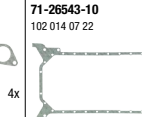
71-25226-20 4x
102 142 14 80



71-27003-10
123 492 03 80
→ 000614



71-27003-10
123 492 03 80
→ 008804



71-26543-10
102 014 07 22



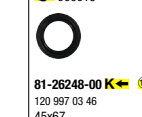
81-21023-30
006 997 12 47
45x67
AB SL RD FPM
→ 000614



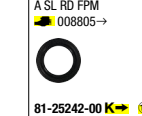
81-21023-30
006 997 12 47
45x67
AB SL RD FPM
→ 008804



81-26248-00
120 997 03 46
45x67
A SL RD FPM
→ 000615→



81-26248-00
120 997 03 46
45x67
A SL RD FPM
→ 008805→



81-25242-00
008 997 26 47
93x117
A SL LD FPM
→ 000614



81-25242-00
008 997 26 47
93x117
A SL LD FPM
→ 008804



81-26249-00
017 997 74 47
93x114
A SL LD FPM
→ 000615→



81-26249-00
017 997 74 47
93x114
A SL LD FPM
→ 000615→



81-26249-00
017 997 74 47
93x114
A SL LD FPM
→ 000615→



81-26249-00
017 997 74 47
93x114
A SL LD FPM
→ 000615→

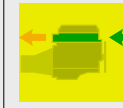


MERCEDES-BENZ

Ltr.



1



81-26249-00 K →

017 997 74 47
93x114
A SL LD FPM
008805 →



MERCEDES-BENZ






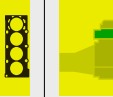

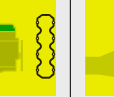
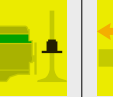
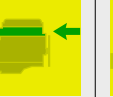




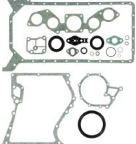






















Ltr. 2,3 M 102.943 70 kW (95 PS) T2/L L 410 T2/L LK 408 G 08/82-12/88

	<p>02-25225-12 102 010 64 41</p> <p>08-26543-08 102 010 30 05 → 000074</p> <p>08-26543-08 102 010 30 05 → 000876</p> <p>08-26543-10 102 010 32 05 → 000075→</p> <p>08-26543-10 102 010 32 05 → 000877→</p>	<p>61-25225-40 102 016 28 20 97,5 Ø 1,75 mm</p>		<p>14-32026-01 615 990 02 12 (10x)</p>	<p>71-25168-10 102 016 11 21 → 000074</p> <p>71-25168-10 102 016 11 21 → 000876</p> <p>71-26396-10 102 016 12 21 → 000075→</p> <p>71-26396-10 102 016 12 21 → 000877→</p>	<p>12-25227-03 102 050 01 58</p> <p>70-25227-10 ES 4x 102 053 16 58</p> <p>70-25228-10 AS 4x 102 053 03 58</p>	<p>71-25529-10 102 141 35 80</p> <p>71-25226-20 4x 102 142 14 80</p> <p>71-27003-10 123 492 03 80</p>	<p>71-26543-10 102 014 07 22</p>	<p>81-21023-30 K 006 997 12 47 45x67 AB SL RD FPM → 000074</p> <p>81-21023-30 K 006 997 12 47 45x67 AB SL RD FPM → 000876</p> <p>81-26248-00 K 120 997 03 46 45x67 A SL RD FPM → 000075→</p> <p>81-26249-00 K 017 997 74 47 93x114 A SL LD FPM → 000075→</p> <p>81-26248-00 K 120 997 03 46 45x67 A SL RD FPM → 000877→</p> <p>81-26249-00 K 017 997 74 47 93x114 A SL LD FPM → 000877→</p> <p>81-25242-00 K 008 997 26 47 93x117 A SL LD FPM → 000074</p>	





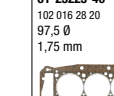

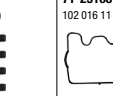
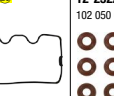
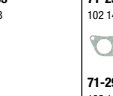
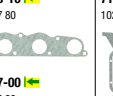

























MERCEDES-BENZ														
Ltr.														 81-25242-00 K↔ 008 997 26 47 93x117 A SL LD FPM 000876
2,3	M 102.945 M 102.946 M 102.958	70-79 kW (95-107 PS)	T1 210 (601) T1 310 (602) T1/TN 410 T2/LN1 510	07/82	02-25225-12 102 010 64 41 	08-26543-10 102 010 32 05 	61-25225-40 102 016 28 20 97,5 Ø 1,75 mm 	14-32026-01 615 990 02 12 (10x) 	71-26396-10 102 016 12 21 	12-25227-03 102 050 01 58 71-25226-20 4x 102 142 14 80 70-25227-10 ES 4x 102 053 16 58 70-25228-10 AS 4x 102 053 03 58 	71-25529-10 102 141 35 80 71-25226-20 4x 102 142 14 80 	71-26543-10 102 014 07 22 	81-26248-00 K↔ 120 997 03 46 45x67 A SL RD FPM 81-26249-00 K↔ 017 997 74 47 93x114 A SL LD FPM 	
2,3	M 102.955	63 kW (86 PS)				61-26495-10 102 016 26 20 97,5 Ø 1,82 mm 			15-26494-01 102 010 20 80 		71-26978-00 2x 102 141 21 80 71-27639-00 4x 102 142 08 80 	71-26543-10 102 014 07 22 	81-26248-00 K↔ 120 997 03 46 45x67 A SL RD FPM 81-26249-00 K↔ 017 997 74 47 93x114 A SL LD FPM 	

MERCEDES-BENZ

Ltr. 		
2,3 M 102.959	70 kW (95 PS)	

											
	<p>02-25225-12 102 010 64 41</p> 	<p>08-26543-08 102 010 30 05 → 000649</p>  <p>08-26543-10 102 010 32 05 → 000650→</p> 		<p>61-25225-40 102 016 28 20 97,5 Ø 1,75 mm</p> 	<p>14-32026-01 615 990 02 12 (10x)</p> 	<p>71-25168-10 102 016 11 21 → 000649</p>  <p>71-26396-10 102 016 12 21 → 000650→</p> 	<p>12-25227-03 102 050 01 58</p>  <p>70-25227-10 ES 4x 102 053 16 58</p> <p>70-25228-10 AS 4x 102 053 03 58</p> 	<p>71-25529-10 </p> <p>102 141 35 80</p>  <p>71-25226-20  4x 102 142 14 80</p>  <p>71-27003-10  </p> <p>123 492 03 80 → 000649</p> 	<p>71-26543-10 102 014 07 22</p> 	<p>81-21023-30 </p> <p>006 997 12 47 45x67 A SL RD FPM → 000649</p>  <p>81-26248-00 </p> <p>120 997 03 46 45x67 A SL RD FPM → 000650→</p>  <p>81-25242-00 </p> <p>008 997 26 47 93x117 A SL LD FPM → 000649</p>  <p>81-26249-00 </p> <p>017 997 74 47 93x114 A SL LD FPM → 000650→</p> 	

2,3 M 102.979 M 102.996	90-92 kW (122-125 PS)	G 230 (460) G 230 (461)	05/87-07/00
----------------------------	-----------------------	----------------------------	-------------

											
	<p>02-25225-14 102 010 62 41</p> 	<p>08-26543-12 102 010 34 05</p> 		<p>61-25225-40 102 016 28 20 97,5 Ø 1,75 mm</p> 	<p>14-32026-01 615 990 02 12 (10x)</p> 	<p>71-25168-10 </p> <p>102 016 11 21</p>  <p>71-26396-10 </p> <p>102 016 12 21</p> 	<p>12-25227-03 102 050 01 58</p>  <p>70-25227-10 ES 4x 102 053 16 58</p> <p>70-25228-10 AS 4x 102 053 03 58</p> 	<p>71-25198-10 </p> <p>102 141 27 80</p>  <p>71-29087-00 </p> <p>102 141 24 80</p>  <p>71-25226-20  3x 102 142 14 80</p>  <p>71-26564-10 </p> <p>102 142 15 80</p> 	<p>71-26543-10 102 014 07 22</p> 	<p>81-26248-00 </p> <p>120 997 03 46 45x67 A SL RD FPM</p>  <p>81-26249-00 </p> <p>017 997 74 47 93x114 A SL LD FPM</p> 	

MERCEDES-BENZ

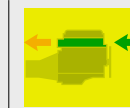
Ltr. 2,3 M 102.980 100 kW (136 PS) 230 CE (123) 230 E (123) 04/80-12/85



<p>01-25225-03 </p> <p>102 010 68 41 +102 010 30 05 +102 050 01 58 +102 016 11 21 133269</p>	<p>02-25225-15 </p> <p>102 010 68 41 +102 050 01 58 +102 016 11 21 113486</p>	<p>08-26543-08 </p> <p>102 010 30 05 133269</p>		<p>61-25225-40</p> <p>102 016 28 20 97,5 Ø 1,75 mm</p>	<p>14-32026-01</p> <p>615 990 02 12 (10x)</p>	<p>71-25168-10 </p> <p>102 016 11 21 133486</p>	<p>12-25227-03</p> <p>102 050 01 58</p>	<p>71-25198-10 </p> <p>102 141 27 80</p>	<p>71-26543-10</p> <p>102 014 07 22</p>	<p>81-21023-30 </p> <p>006 997 12 47 45x67 AB SL RD FPM 133269</p>
<p>01-25225-03 </p> <p>102 010 68 41 +102 010 30 05 +102 050 01 58 +102 016 11 21 176550</p>	<p>02-25225-15 </p> <p>102 010 68 41 +102 050 01 58 +102 016 11 21 155371</p>	<p>08-26543-08 </p> <p>102 010 30 05 176550</p>				<p>71-25168-10 </p> <p>102 016 11 21 155371</p>	<p>70-25227-10 </p> <p>102 053 16 58</p>	<p>71-25226-20 </p> <p>102 142 14 80</p>		<p>81-21023-30 </p> <p>006 997 12 47 45x67 AB SL RD FPM 176550</p>
<p>01-25225-04 </p> <p>102 010 68 41 +102 010 30 05 +102 050 01 58 +102 016 12 21 113269→</p>	<p>02-25225-11</p> <p>102 010 68 41</p>	<p>08-26543-10 </p> <p>102 010 32 05 133269→</p>				<p>71-26396-10 </p> <p>102 016 12 21 113486→</p>	<p>70-25228-10 </p> <p>102 053 03 58</p>	<p>71-27003-10 </p> <p>123 492 03 80</p>		<p>81-26248-00 </p> <p>120 997 03 46 45x67 A SL RD FPM 133269→</p>
<p>01-25225-04 </p> <p>102 010 68 41 +102 010 30 05 +102 050 01 58 +102 016 12 21 176551→</p>		<p>08-26543-10 </p> <p>102 010 32 05 176551→</p>				<p>71-26396-10 </p> <p>102 016 12 21 155372→</p>				<p>81-26248-00 </p> <p>120 997 03 46 45x67 A SL RD FPM 176551→</p>
<p>01-25225-04 </p> <p>102 010 68 41 +102 010 30 05 +102 050 01 58 +102 016 12 21 176551→</p>		<p>08-26543-10 </p> <p>102 010 32 05 176551→</p>				<p>71-26396-10 </p> <p>102 016 12 21 155372→</p>				<p>81-26248-00 </p> <p>120 997 03 46 45x67 A SL RD FPM 133269→</p>
<p>01-25225-04 </p> <p>102 010 68 41 +102 010 30 05 +102 050 01 58 +102 016 12 21 176551→</p>		<p>08-26543-10 </p> <p>102 010 32 05 176551→</p>				<p>71-26396-10 </p> <p>102 016 12 21 155372→</p>				<p>81-26249-00 </p> <p>017 997 74 47 93x114 A SL LD FPM 133269→</p>
<p>01-25225-04 </p> <p>102 010 68 41 +102 010 30 05 +102 050 01 58 +102 016 12 21 176551→</p>		<p>08-26543-10 </p> <p>102 010 32 05 176551→</p>				<p>71-26396-10 </p> <p>102 016 12 21 155372→</p>				<p>81-26249-00 </p> <p>017 997 74 47 93x114 A SL LD FPM 176551→</p>

MERCEDES-BENZ

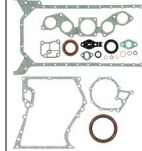
Ltr. 2,3 M 102.981 92 kW (125 PS) G 230 (460) 04/82-08/92



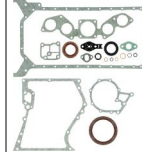
02-25225-13
102 010 65 41



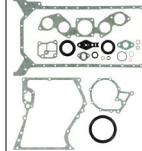
08-26543-08
102 010 30 05
→ 000357



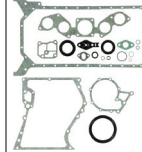
08-26543-08
102 010 30 05
→ 002916



08-26543-10
102 010 32 05
→ 000358→



08-26543-10
102 010 32 05
→ 002917→



61-25225-40
102 016 28 20
97,5 Ø
1,75 mm



14-32026-01
615 990 02 12 (10x)



71-25168-10
102 016 11 21
→ 000270



71-25168-10
102 016 11 21
→ 002439




71-26396-10
102 016 12 21
→ 000271→



71-26396-10
102 016 12 21
→ 002440→



12-25227-03
102 050 01 58



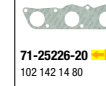
70-25227-10 ES 4x
102 053 16 58



70-25228-10 AS 4x
102 053 03 58




71-25198-10
102 141 27 80



71-25226-20 4x
102 142 14 80



71-26543-10
102 014 07 22



81-21023-30 K
006 997 12 47
45x67
AB SL RD FPM
→ 002916



81-21023-30 K
006 997 12 47
45x67
AB SL RD FPM
→ 00357



81-26248-00 K
120 997 03 46
45x67
A SL RD FPM
→ 000358→



81-26248-00 K
120 997 03 46
45x67
A SL RD FPM
→ 002917→



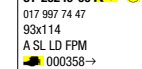
81-25242-00 K
008 997 26 47
93x117
A SL LD FPM
→ 000357



81-25242-00 K
008 997 26 47
93x117
A SL LD FPM
→ 002916




81-26249-00 K
017 997 74 47
93x114
A SL LD FPM
→ 000358→



MERCEDES-BENZ
Ltr.




2.3 M 102.981 92 kW (125 PS) G 230 (460) 07/82-05/93



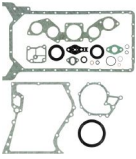



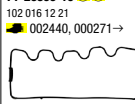












81-26249-00 K

017 997 74 47
93x114
A SL LD FPM
 002917→

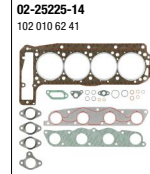



2.3 M 102.981 92 kW (125 PS) G 230 (460) 07/82-05/93

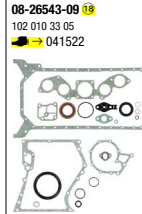
	<p>02-25225-13 102 010 65 41</p> 	<p>08-26543-08 </p> <p>102 010 30 05 → 002916, 000357</p>  <p>08-26543-10 </p> <p>102 010 32 05 002917, 000358→</p> 	<p>61-25225-40 102 016 28 20 97,5 Ø 1,75 mm</p> 	<p>14-32026-01 615 990 02 12 (10x)</p> 	<p>71-25168-10 </p> <p>102 016 11 21 → 002439, 000270</p>  <p>71-26396-10 </p> <p>102 016 12 21 002440, 000271→</p> 	<p>12-25227-03 102 050 01 58</p>  <p>71-25198-10 </p> <p>102 141 27 80</p>  <p>71-25226-20 4x</p> <p>102 142 14 80</p>  <p>70-25227-10 ES 4x</p> <p>102 053 16 58</p> <p>70-25228-10 AS 4x</p> <p>102 053 03 58</p>  	<p>71-26543-10 102 014 07 22</p> 	<p>81-21023-30 K </p> <p>006 997 12 47 45x67 AB SL RD FPM → 002916, 000357</p>  <p>81-26248-00 K </p> <p>120 997 03 46 45x67 A SL RD FPM 002917, 000358→</p>  <p>81-25242-00 K </p> <p>008 997 26 47 93x117 A SL LD FPM → 002916, 000357</p>  <p>81-26249-00 K </p> <p>017 997 74 47 93x114 A SL LD FPM 002917, 000358→</p> 
--	---	--	--	---	--	--	---	--

MERCEDES-BENZ

Ltr. 2,3 M 102.982 97-100 kW (132-136 PS) 230 CE (124) 230 E (124) 12/84-06/93

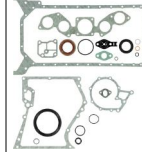


02-25225-14
102 010 62 41



08-26543-09 **041522**

08-26543-09
102 010 33 05
 044037



08-26543-12
102 010 34 05
 041523→



08-26543-12
102 010 34 05
 044038→



61-25225-40
102 016 28 20
97,5 Ø
1,75 mm



14-32026-01
615 990 02 12 (10x)



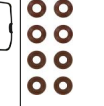
71-25168-10
102 016 11 21



71-26396-10
102 016 12 21



12-25227-03
102 050 01 58



70-25227-10 **ES** 4x
102 053 16 58



70-25228-10 **AS** 4x
102 053 03 58



71-25198-10
102 141 27 80



71-29087-00
102 141 24 80



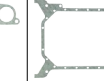
71-25226-20 3x
102 142 14 80



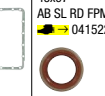
71-26564-10
102 142 15 80



71-26543-10
102 014 07 22



81-21023-30 **08**
006 997 12 47
45x67
AB SL RD FPM
 041522



81-21023-30 **07**
006 997 12 47
45x67
AB SL RD FPM
 044037



81-26248-00 **08**
120 997 03 46
45x67
A SL RD FPM
 041523→



81-26248-00 **07**
120 997 03 46
45x67
A SL RD FPM
 044038→



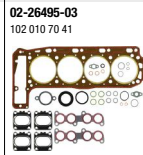
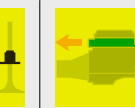


81-26249-00 **08**
017 997 74 47
93x114
A SL LD FPM



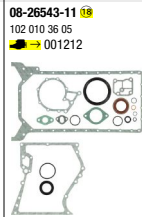
MERCEDES-BENZ

Ltr.

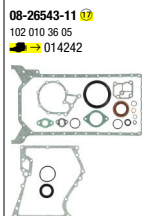
2,3 M 102.983 125-136 kW (170-185 PS) 190 E (201) 04/84-08/88



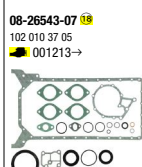
02-26495-03
102 010 70 41



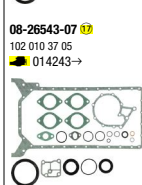
08-26543-11
102 010 36 05
➔ 001212



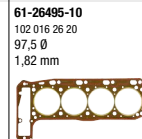
08-26543-11
102 010 36 05
➔ 014242



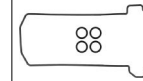
08-26543-07
102 010 37 05
➔ 001213➔



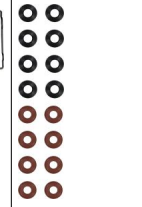
08-26543-07
102 010 37 05
➔ 014243➔



61-26495-10
102 016 26 20
97,5 Ø
1,82 mm



15-26494-01
102 010 20 80



12-26503-01
102 050 01 67

70-26503-00 ES 8x
102 053 06 58




70-26504-00 AS 8x
102 053 07 58



71-26978-00 2x
102 141 21 80

71-27639-00 4x
102 142 08 80



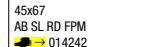
71-26543-10
102 014 07 22



81-21023-30
006 997 12 47
45x67
AB SL RD FPM
➔ 001212



81-21023-30
006 997 12 47
45x67
AB SL RD FPM
➔ 014242




81-26248-00
120 997 03 46
45x67
A SL RD FPM
➔ 001213➔



81-26248-00
120 997 03 46
45x67
A SL RD FPM
➔ 014243➔



81-26249-00
017 997 74 47
93x114
A SL LD FPM



MERCEDES-BENZ

Ltr. 2,3 M 102.985 97-100 kW (132-136 PS) 190 E (201) 190 (201) 10/82-08/93

	<p>02-25225-14 102 010 62 41</p>	<p>08-26543-09 </p> <p>102 010 33 05 ➔ 004068</p> <p>08-26543-09 </p> <p>102 010 33 05 ➔ 038195</p> <p>08-26543-12 </p> <p>102 010 34 05 ➔ 004069➔</p> <p>08-26543-12 </p> <p>102 010 34 05 ➔ 038196➔</p>		<p>61-25225-40 102 016 28 20 97,5 Ø 1,75 mm</p>	<p>14-32026-01 615 990 02 12 (10x)</p>	<p>71-25168-10 </p> <p>102 016 11 21</p> <p>71-26396-10 </p> <p>102 016 12 21</p>	<p>12-25227-03 102 050 01 58</p> <p>70-25227-10 ES 4x 102 053 16 58</p> <p>70-25228-10 AS 4x 102 053 03 58</p>	<p>71-25198-10 </p> <p>102 141 27 80</p> <p>71-29087-00 </p> <p>102 141 24 80</p> <p>71-25226-20 </p> <p>102 142 14 80</p> <p>71-26564-10 </p> <p>102 142 15 80</p>	<p>71-26543-10 102 014 07 22</p>	<p>81-21023-30 K </p> <p>006 997 12 47 45x67 AB SL RD FPM ➔ 004068</p> <p>81-21023-30 K </p> <p>006 997 12 47 45x67 AB SL RD FPM ➔ 038195</p> <p>81-26248-00 K </p> <p>120 997 03 46 45x67 A SL RD FPM ➔ 004069➔</p> <p>81-26248-00 K </p> <p>120 997 03 46 45x67 A SL RD FPM ➔ 038196➔</p> <p>81-26249-00 K </p> <p>017 997 74 47 93x114 A SL LD FPM</p>	

2,3 M 102.987 90-92 kW (122-125 PS) G 230 (460) G 230 (461) 04/82-07/00

	<p>02-25225-13 102 010 65 41</p>	<p>08-26543-10 102 010 32 05</p>		<p>61-25225-40 102 016 28 20 97,5 Ø 1,75 mm</p>	<p>14-32026-01 615 990 02 12 (10x)</p>	<p>71-26396-10 102 016 12 21</p>	<p>12-25227-03 102 050 01 58</p> <p>70-25227-10 ES 4x 102 053 16 58</p> <p>70-25228-10 AS 4x 102 053 03 58</p>	<p>71-25198-10 </p> <p>102 141 27 80</p> <p>71-25226-20 </p> <p>102 142 14 80</p>	<p>71-26543-10 102 014 07 22</p>	<p>81-26248-00 K </p> <p>120 997 03 46 45x67 A SL RD FPM</p> <p>81-26249-00 K </p> <p>017 997 74 47 93x114 A SL LD FPM</p>
--	---	---	--	--	---	---	---	---	---	--

MERCEDES-BENZ














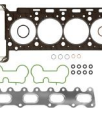




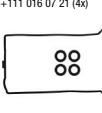

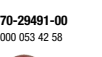










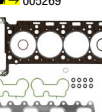


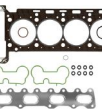


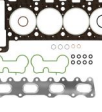


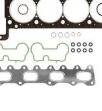









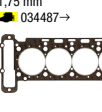






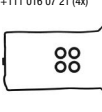












Ltr. 2,3 M 102.989 92-93 kW (125-126 PS) G 230 (460) G 230 (463) 04/82-06/93

	<p>02-25225-13 102 010 65 41</p>	<p>08-26543-10 102 010 32 05</p>		<p>61-25225-40 102 016 28 20 97,5 Ø 1,75 mm</p>	<p>14-32026-01 615 990 02 12 (10x)</p>	<p>71-25168-10 102 016 11 21</p> <p>71-26396-10 102 016 12 21</p>	<p>12-25227-03 102 050 01 58</p> <p>70-25227-10 ES 4x 102 053 16 58</p> <p>70-25228-10 AS 4x 102 053 03 58</p>	<p>71-25198-10 102 141 27 80</p> <p>71-29087-00 102 141 24 80</p> <p>71-25226-20 102 142 14 80</p>	<p>71-26543-10 102 014 07 22</p>	<p>81-26248-00 120 997 03 46 45x67 A SL RD FPM</p> <p>81-26249-00 017 997 74 47 93x114 A SL LD FPM</p>		

2,3 M 111.970 110 kW (150 PS) E 230 (210) 06/95-06/97

	<p>02-31130-04 111 010 59 20 → 023606</p> <p>02-31130-04 111 010 59 20 → 087936</p> <p>02-29415-02 111 010 41 20 → 023607 →</p> <p>02-29415-02 111 010 41 20 → 087936 →</p>	<p>08-29170-01 111 010 31 08</p>		<p>61-31130-10 111 016 31 20 92,1 Ø 1,75 mm → 023606</p> <p>61-31130-10 111 016 31 20 92,1 Ø 1,75 mm → 087936</p> <p>61-29415-00 111 016 28 20 92 Ø 1,75 mm → 023607 →</p> <p>61-29415-00 111 016 28 20 92 Ø 1,75 mm → 087936 →</p>	<p>14-32028-02 102 990 08 10 (10x)</p>	<p>15-31001-01 111 016 02 21 +111 016 07 21 (4x)</p>	<p>12-29491-01 612 050 00 58 (4x)</p> <p>70-29491-00 16x 000 053 42 58</p>	<p>71-31138-00 111 141 12 80</p> <p>71-29349-00 111 142 05 80</p>	<p>71-29170-10 111 014 01 22</p>	<p>81-26248-00 120 997 03 46 45x67 A SL RD FPM</p> <p>81-26249-00 017 997 74 47 93x114 A SL LD FPM</p>		

MERCEDES-BENZ

Ltr.  											
2,3 M 111.973 M 111.975 M 111.977 110-142 kW (150-193 PS) C 230 Kompressor (202) CLK 230 Kompressor (208) ML 230 (163) SLK 230 Kompressor (170) 230 (R170) 09/96-06/05	 02-31130-02 111 010 62 20	 08-29170-01 111 010 31 08		 61-31130-00 111 016 32 20 91,6 Ø 61-31130-10 111 016 31 20 92,1 Ø 1,75 mm 	 14-32028-02 102 990 08 10 (10x)	 15-31001-01 111 016 02 21 +111 016 07 21 (4x)	 12-29491-01 612 050 00 58 (4x)  70-29491-00 000 053 42 58	 71-31138-00  2x 111 141 12 80  71-29349-00  111 142 05 80	 71-29170-10 111 014 01 22	 81-26248-00  120 997 03 46 45x67 A SL RD FPM  81-26249-00  017 997 74 47 93x114 A SL LD FPM 	
2,3 M 111.974 110 kW (150 PS) C 230 (202) 06/96-06/98	 02-31130-04  111 010 59 20  005269  02-31130-04  111 010 59 20  034486  02-29415-02  111 010 41 20  005270→  02-29415-02  111 010 41 20  034487→	 08-29170-01 111 010 31 08		 61-31130-10  111 016 31 20 92,1 Ø 1,75 mm  005269  61-31130-10  111 016 31 20 92,1 Ø 1,75 mm  034486  61-29415-00  111 016 28 20 92 Ø 1,75 mm  005270→  61-29415-00  111 016 28 20 92 Ø 1,75 mm  034487→	 14-32028-02 102 990 08 10 (10x)	 15-31001-01 111 016 02 21 +111 016 07 21 (4x)	 12-29491-01 612 050 00 58 (4x)  70-29491-00 000 053 42 58	 71-31138-00  2x 111 141 12 80  71-29349-00  111 142 05 80	 71-29170-10 111 014 01 22	 81-26248-00  120 997 03 46 45x67 A SL RD FPM  81-26249-00  017 997 74 47 93x114 A SL LD FPM 	

MERCEDES-BENZ

Ltr. 2,3 M 111.975 142 kW (193 PS) C 230 Kompressor (202) 10/95-05/00

	<p>02-31130-01 111 010 61 20 12/96</p> <p>02-31130-02 111 010 62 20 01/97→</p>	<p>08-29170-01 111 010 31 08</p>		<p>61-31130-00 111 016 32 20 91,6 Ø</p> <p>61-31130-10 111 016 31 20 92,1 Ø 1,75 mm</p>	<p>14-32028-02 102 990 08 10 (10x)</p>	<p>15-31001-01 111 016 02 21 +111 016 07 21 (4x)</p>	<p>12-29491-01 612 050 00 58 (4x)</p> <p>70-29491-00 000 053 42 58</p> <p>16x</p>	<p>71-29176-00 </p> <p>111 141 07 80 12/96</p> <p>71-31138-00 2x 111 141 12 80 01/97→</p> <p>71-29349-00 111 142 05 80</p>	<p>71-29170-10 111 014 01 22</p>	<p>81-26248-00 </p> <p>120 997 03 46 45x67 A SL RD FPM</p> <p>81-26249-00 </p> <p>017 997 74 47 93x114 A SL LD FPM</p>		

2,3 M 111.978 105 kW (143 PS) V 230 (638) 08/96-07/03

	<p>02-31130-03 </p> <p>111 010 60 20 004320, 003132</p> <p>02-29415-01 </p> <p>111 010 39 20 003133→</p> <p>02-29415-01 </p> <p>111 010 39 20 004321→</p>	<p>08-29170-01 111 010 31 08</p>		<p>61-31130-10 </p> <p>111 016 31 20 92,1 Ø 1,75 mm 004320, 003132</p> <p>61-29415-00 </p> <p>111 016 28 20 92 Ø 1,75 mm 003133→</p> <p>61-29415-00 </p> <p>111 016 28 20 92 Ø 1,75 mm 004321→</p>	<p>14-32028-02 102 990 08 10 (10x)</p>	<p>15-31001-01 111 016 02 21 +111 016 07 21 (4x)</p>	<p>12-29491-01 612 050 00 58 (4x)</p> <p>70-29491-00 000 053 42 58</p> <p>16x</p>	<p>71-29176-00 </p> <p>111 141 07 80</p> <p>71-29349-00 111 142 05 80</p>	<p>71-29170-10 111 014 01 22</p>	<p>81-26248-00 </p> <p>120 997 03 46 45x67 A SL RD FPM</p> <p>81-26249-00 </p> <p>017 997 74 47 93x114 A SL LD FPM</p>		

MERCEDES-BENZ




Ltr. 2,3 M 111.978 105 kW (143 PS) V 230 (638) VITO 114 (638) 10/96-07/03


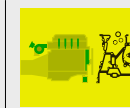
	<p>02-31130-03 </p> <p>111 010 60 20 004320</p> <p>02-29415-01 </p> <p>111 010 39 20 003133→</p> <p>02-29415-01 </p> <p>111 010 39 20 004321→</p>	<p>08-29170-01</p> <p>111 010 31 08</p>		<p>61-31130-10 </p> <p>111 016 31 20 92,1 Ø 1,75 mm 004320</p> <p>61-29415-00 </p> <p>111 016 28 20 92 Ø 1,75 mm 003133→</p> <p>61-29415-00 </p> <p>111 016 28 20 92 Ø 1,75 mm 004321→</p>	<p>14-32028-02</p> <p>102 990 08 10 (10x)</p>	<p>15-31001-01</p> <p>111 016 02 21 +111 016 07 21 (4x)</p>	<p>12-29491-01</p> <p>612 050 00 58 (4x)</p> <p>16x</p> <p>70-29491-00</p> <p>000 053 42 58</p>	<p>71-29176-00 </p> <p>111 141 07 80</p> <p>71-29349-00 </p> <p>111 142 05 80</p>	<p>71-29170-10</p> <p>111 014 01 22</p>	<p>81-26248-00 </p> <p>120 997 03 46 45x67 A SL RD FPM</p> <p>81-26249-00 </p> <p>017 997 74 47 93x114 A SL LD FPM</p>		


2,3 M 111.978 105 kW (143 PS) VITO 114 (638) 03/97-07/03

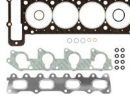

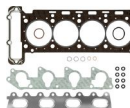
	<p>02-31130-03 </p> <p>111 010 60 20 003132</p> <p>02-31130-03 </p> <p>111 010 60 20 004320</p> <p>02-29415-01 </p> <p>111 010 39 20 003133→</p> <p>02-29415-01 </p> <p>111 010 39 20 004321→</p>	<p>08-29170-01</p> <p>111 010 31 08</p>		<p>61-31130-10 </p> <p>111 016 31 20 92,1 Ø 1,75 mm 003132</p> <p>61-31130-10 </p> <p>111 016 31 20 92,1 Ø 1,75 mm 004320</p> <p>61-29415-00 </p> <p>111 016 28 20 92 Ø 1,75 mm 003133→</p> <p>61-29415-00 </p> <p>111 016 28 20 92 Ø 1,75 mm 004321→</p>	<p>14-32028-02</p> <p>102 990 08 10 (10x)</p>	<p>15-31001-01</p> <p>111 016 02 21 +111 016 07 21 (4x)</p>	<p>12-29491-01</p> <p>612 050 00 58 (4x)</p> <p>16x</p> <p>70-29491-00</p> <p>000 053 42 58</p>	<p>71-29176-00 </p> <p>111 141 07 80</p> <p>71-29349-00 </p> <p>111 142 05 80</p>	<p>71-29170-10</p> <p>111 014 01 22</p>	<p>81-26248-00 </p> <p>120 997 03 46 45x67 A SL RD FPM</p> <p>81-26249-00 </p> <p>017 997 74 47 93x114 A SL LD FPM</p>		

MERCEDES-BENZ

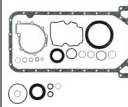
Ltr.  2,3 M 111.979 95-105 kW (129-143 PS)  SPRINTER 214 NGT (901)
SPRINTER 314 NGT (903)
SPRINTER 314 (903)
SPRINTER 414 NGT (904)  02/95-05/06




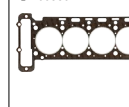


02-31130-03  111 010 60 20
➔ 003500, 000739




08-29170-01
111 010 31 08




61-31130-10  111 016 31 20
92,1 Ø
1,75 mm
➔ 003500, 000739




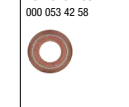

14-32028-02
102 990 08 10 (10x)




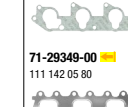
15-31001-01
111 016 02 21
+111 016 07 21 (4x)



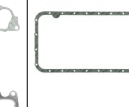
12-29491-01
612 050 00 58 (4x)




71-29176-00  111 141 07 80




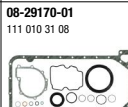
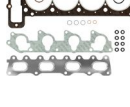



71-29170-10
111 014 01 22




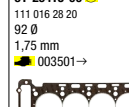
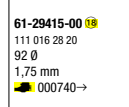
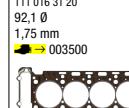
81-26248-00  120 997 03 46
45x67
A SL RD FPM



2,3 M 111.979 105 kW (143 PS) SPRINTER 214 (901)
SPRINTER 414 (904) 02/95-05/06



61-31130-10  111 016 31 20
92,1 Ø
1,75 mm
➔ 000739




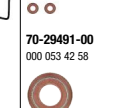
14-32028-02
102 990 08 10 (10x)





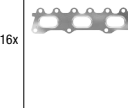
15-31001-01
111 016 02 21
+111 016 07 21 (4x)



12-29491-01
612 050 00 58 (4x)




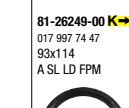
71-29176-00  111 141 07 80



71-29170-10
111 014 01 22



81-26248-00  120 997 03 46
45x67
A SL RD FPM



MERCEDES-BENZ

Ltr.	Icon	Power	Model	Year	Image 1	Image 2	Image 3	Image 4	Image 5	Image 6	Image 7	Image 8	Image 9	Image 10	Image 11	Image 12
2,3		M 111.979 105 kW (143 PS)	SPRINTER 214 (902) SPRINTER 414 (904)	02/95-05/06		02-31130-03 111 010 60 20 → 003500 02-29415-01 111 010 39 20 → 000740 → 02-29415-01 111 010 39 20 → 003501 → 	08-29170-01 111 010 31 08 		61-31130-10 111 016 31 20 92,1 Ø 1,75 mm → 003500 61-29415-00 111 016 28 20 92 Ø 1,75 mm → 000740 → 61-29415-00 111 016 28 20 92 Ø 1,75 mm → 003501 → 	14-32028-02 102 990 08 10 (10x) 	15-31001-01 111 016 02 21 +111 016 07 21 (4x) 	12-29491-01 612 050 00 58 (4x) 16x 70-29491-00 000 053 42 58 	71-29176-00 111 141 07 80 71-29349-00 111 142 05 80 	71-29170-10 111 014 01 22 	81-26248-00 120 997 03 46 45x67 A SL RD FPM 81-26249-00 017 997 74 47 93x114 A SL LD FPM 	
2,3	M 111.980 M 111.984 M 161.971	90-105 kW (122-143 PS)	SPRINTER 214 NGT (901) SPRINTER 214 (901) SPRINTER 214 (902) SPRINTER 314 NGT (903) SPRINTER 314 (903) SPRINTER 414 NGT (904) SPRINTER 414 (904) V 230 (638) VITO 114 (638) 100 2.3 D (661) 100 2.3 i (661) 140 2.3 i (661)	02/95-05/06		02-29415-01 111 010 39 20 	08-29170-01 111 010 31 08 		61-29415-00 111 016 28 20 92 Ø 1,75 mm 	14-32028-02 102 990 08 10 (10x) 	15-31001-01 111 016 02 21 +111 016 07 21 (4x) 	12-29491-01 612 050 00 58 (4x) 16x 70-29491-00 000 053 42 58 	71-29176-00 111 141 07 80 71-29349-00 111 142 05 80 	71-29170-10 111 014 01 22 	81-26248-00 120 997 03 46 45x67 A SL RD FPM 81-26249-00 017 997 74 47 93x114 A SL LD FPM 	
2,3	M 111.981 M 111.982 M 111.983	143-145 kW (194-197 PS)	C 230 Kompressor (203) CLK 230 Kompressor (208) SLK 230 Kompressor (170) SLK 230 (170)	03/00-04/04		02-31130-05 111 010 69 20 	08-34037-01 		61-31130-00 111 016 32 20 91,6 Ø 61-31130-10 111 016 31 20 92,1 Ø 1,75 mm 	14-32028-02 102 990 08 10 (10x) 	15-31001-01 111 016 02 21 +111 016 07 21 (4x) 	12-29491-01 612 050 00 58 (4x) 16x 70-29491-00 000 053 42 58 	71-33599-00 111 141 13 80 71-29349-00 111 142 05 80 	71-34037-00 646 014 03 22 	81-26248-00 120 997 03 46 45x67 A SL RD FPM 81-26249-00 017 997 74 47 93x114 A SL LD FPM 	

























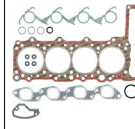

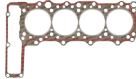




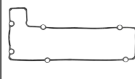







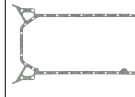
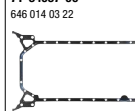





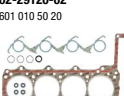


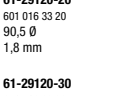

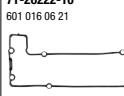

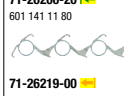

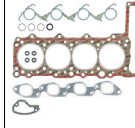



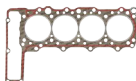

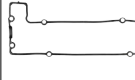




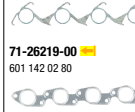


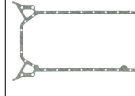








MERCEDES-BENZ

Ltr.															
2,3	M 115.951 M 115.952 M 115.970 M 115.971	66-81 kW (90-110 PS)	T2/L L 409 T2/L LF 409 G T2/L LK 408 G 230 (115)	08/73-08/82 											
						02-24165-03 115 010 38 21 +115 050 00 67 +115 016 01 80 	08-21407-12 115 010 20 05 		61-24165-30 115 016 39 20 95 Ø 1,75 mm 		71-23061-00 115 016 01 80 	12-21918-05 115 050 00 67 70-20423-00 ES 4x 000 053 19 58 70-21918-10 AS 4x 000 053 31 58 	71-17574-10 115 142 07 80 71-20731-30 110 492 04 80 	71-21407-10 616 014 01 22 	81-17328-20 K 011 997 22 47 45x74,5/79,5 A SL RD FPM 71-19722-00 K 001 997 12 41 78x84 Graphit
2,3	M 115.954 M 115.958 M 115.973 M 115.974	59-80 kW (80-109 PS)	G 230 (460) 230 C (123) 230 (123)	02/76	01-24165-03 115 010 38 21 +115 010 21 05 +115 050 00 67 	02-24165-03 115 010 38 21 +115 050 00 67 +115 016 01 80 	08-21407-13 115 010 21 05 		61-24165-30 115 016 39 20 95 Ø 1,75 mm 		71-23061-00 115 016 01 80 	12-21918-05 115 050 00 67 70-20423-00 ES 4x 000 053 19 58 70-21918-10 AS 4x 000 053 31 58 	71-17574-10 115 142 07 80 71-20731-30 110 492 04 80 	71-21407-10 616 014 01 22 	81-17328-20 K 011 997 22 47 45x74,5/79,5 A SL RD FPM 71-19722-00 K 001 997 12 41 78x84 Graphit
2,3	M 115.955 M 115.972	63 kW (86 PS)	T1 208 (601) T1 210 (601)	04/77-10/89	01-24165-03 115 010 38 21 +115 010 21 05 +115 050 00 67 	02-24165-03 115 010 38 21 +115 050 00 67 +115 016 01 80 	08-21407-13 115 010 21 05 		61-24165-30 115 016 39 20 95 Ø 1,75 mm 		71-23061-00 115 016 01 80 	12-21918-05 115 050 00 67 70-20423-00 ES 4x 000 053 19 58 70-21918-10 AS 4x 000 053 31 58 	71-17574-10 115 142 07 80 	71-21407-10 616 014 01 22 	81-17328-20 K 011 997 22 47 45x74,5/79,5 A SL RD FPM 71-19722-00 K 001 997 12 41 78x84 Graphit
2,3	M 127.981	110 kW (150 PS)	230 SL (113)	01/63-01/67 [NEW]					61-55441-00 129 016 15 20 83,5 Ø 		71-23066-00 130 016 02 21 	70-20423-00 ES 6x 000 053 19 58 			

MERCEDES-BENZ








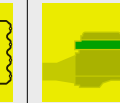
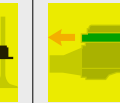

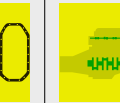






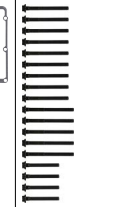

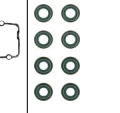






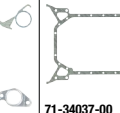







MERCEDES-BENZ													
Ltr.													
2,3 M 180.945 M 180.947 M 180.949 M 180.950 M 180.951	77-88 kW (105-120 PS) 230 S (111) 230 (110)	07/65											
2,3 M 180.954	88 kW (120 PS) 230 (114)	01/68-11/76	<p>01-23065-03 </p> <p>180 010 67 21 +180 010 81 08 +123 050 01 67 🔧 013237→</p> <p>02-23065-04 </p> <p>180 010 67 21 🔧 013237→</p> <p>02-23065-04 </p> <p>180 010 67 21 🔧 026371→</p> <p>01-23065-03 </p> <p>180 010 67 21 +180 010 81 08 +123 050 01 67 🔧 026371→</p>	<p>02-23065-04 </p> <p>180 010 67 21 🔧 013237→</p> <p>02-23065-04 </p> <p>180 010 67 21 🔧 026371→</p>	<p>61-23065-10 </p> <p>180 016 48 20 83 Ø 🔧 013237→</p> <p>61-23065-10 </p> <p>180 016 48 20 83 Ø 🔧 026371→</p>				<p>71-24069-00 123 016 00 21</p>	<p>12-21918-04 123 050 01 67</p> <p>70-20423-00 ES 000 053 19 58</p> <p>6x</p> <p>70-21918-10 AS 000 053 31 58</p> <p>6x</p>	<p>71-23108-10 </p> <p>123 142 01 80</p> <p>41-73067-30 </p> <p>915035 000023</p> <p>2x</p>	<p>71-21267-10 617 014 01 80</p>	<p>81-21023-30 K </p> <p>006 997 12 47 45x67 AB SL RD FPM</p> <p>71-19722-00 K </p> <p>001 997 12 41 78x84 Graphit</p>
2,3 M 180.955	88 kW (120 PS)		<p>01-23065-03</p> <p>180 010 67 21 +180 010 81 08 +123 050 01 67</p>	<p>02-23065-04</p> <p>180 010 67 21</p>	<p>61-23065-10</p> <p>180 016 48 20 83 Ø</p>			<p>71-24069-00 123 016 00 21</p>	<p>12-21918-04 123 050 01 67</p> <p>70-20423-00 ES 000 053 19 58</p> <p>6x</p> <p>70-21918-10 AS 000 053 31 58</p> <p>6x</p>	<p>71-23108-10 </p> <p>123 142 01 80</p> <p>41-73067-30 </p> <p>915035 000023</p> <p>2x</p>	<p>71-21267-10 617 014 01 80</p>	<p>81-21023-30 K </p> <p>006 997 12 47 45x67 AB SL RD FPM</p> <p>71-19722-00 K </p> <p>001 997 12 41 78x84 Graphit</p>	

MERCEDES-BENZ

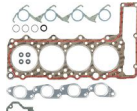


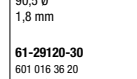
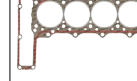
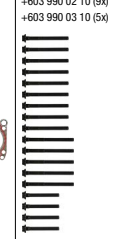

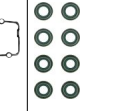






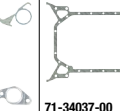







Ltr.														
2,3	OM 601.940 OM 601.941 OM 661.911	58-60 kW (79-82 PS)	T1 208 D (601) T1 308 D (602) T1/TN 408 D T2/LN1 508 D 100 2.3 D (661)	10/88-05/05										
					<p>02-29120-01 601 010 48 20</p> 	<p>08-26204-02 601 010 48 05</p> 		<p>61-29120-20 601 016 33 20 90,5 Ø 1,8 mm</p> 	<p>14-32031-01 603 990 01 10 (4x) +603 990 02 10 (9x) +603 990 03 10 (5x)</p> 	<p>71-26222-10  601 016 06 21</p>  <p>71-26492-10  601 016 07 21</p> 	<p>12-27214-03 102 050 00 58</p>  <p>70-27214-00 AS 4x 000 053 35 58</p>  <p>70-28424-10 ES 4x 102 053 02 58</p> 	<p>71-26206-20  601 141 11 80</p>  <p>71-26219-00  601 142 02 80</p> 	<p>71-26204-10 604 014 01 22</p>  <p>71-34037-00 646 014 03 22</p> 	<p>81-26248-10  014 997 70 46 45x67 A SL RD PTFE</p>  <p>81-26249-00  017 997 74 47 93x114 A SL LD FPM</p> 
2,3	OM 601.942 OM 601.943	58-60 kW (79-82 PS)	SPRINTER 208 D (901) SPRINTER 308 D (903) SPRINTER 408 D (904) VITO 108 D (638)	01/95-05/06										
					<p>02-29120-02 601 010 50 20</p> 	<p>08-26204-04  710393→</p>  <p>08-26204-02 601 010 48 05</p> 		<p>61-29120-20 601 016 33 20 90,5 Ø 1,8 mm</p> 	<p>14-32031-01 603 990 01 10 (4x) +603 990 02 10 (9x) +603 990 03 10 (5x)</p> 	<p>71-26222-10 601 016 06 21</p> 	<p>12-27214-03 102 050 00 58</p>  <p>70-27214-00 AS 4x 000 053 35 58</p>  <p>70-28424-10 ES 4x 102 053 02 58</p> 	<p>71-26206-20  601 141 11 80</p>  <p>71-26219-00  601 142 02 80</p> 	<p>71-26204-10 604 014 01 22</p>  <p>71-34037-00 646 014 03 22</p> 	<p>81-26248-10  014 997 70 46 45x67 A SL RD PTFE</p>  <p>81-90002-00  611 010 01 14  710393→</p>  <p>81-26249-00  017 997 74 47 93x114 A SL LD FPM</p> 

MERCEDES-BENZ

Ltr.  2,3 OM 601.970 72 kW (98 PS)  V 230 TD (638)
V 230 (638)
VITO 110 D (638)
VITO 110 TD (638)  02/96-07/03

										
	<p>02-34150-01 601 010 57 20</p> 	<p>08-26204-04 710393→</p>  <p>08-26204-02 601 010 48 05</p> 	<p>04-10067-01 </p> 	<p>61-34150-10 601 016 46 20 90 Ø 1,75 mm</p> 	<p>14-32031-01 603 990 01 10 (4x) +603 990 02 10 (9x) +603 990 03 10 (5x)</p> 	<p>71-26222-10 601 016 06 21</p> 	<p>12-27214-03 102 050 00 58</p>  <p>70-27214-00 AS 4x 000 053 35 58</p>  <p>70-28424-10 ES 4x 102 053 02 58</p> 	<p>71-26206-20 </p> <p>601 141 11 80</p>  <p>71-26219-00 </p> <p>601 142 02 80</p> 	<p>71-26204-10 604 014 01 22</p>  <p>71-34037-00 646 014 03 22</p> 	<p>81-26248-10 </p> <p>014 997 70 46 45x67 A SL RD PTFE</p>  <p>81-90002-00 </p> <p>611 010 01 14 710393→</p>  <p>81-26249-00 </p> <p>017 997 74 47 93x114 A SL LD FPM</p> 

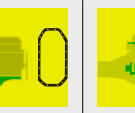
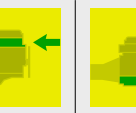
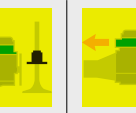


2,3 OM 661.940 58 kW (79 PS)

	<p>02-29120-02 601 010 50 20</p> 	<p>08-26204-02 601 010 48 05 710392</p>  <p>08-26204-04 710393→</p> 		<p>61-29120-20 601 016 33 20 90,5 Ø 1,8 mm</p>  <p>61-29120-30 601 016 36 20 90,5 Ø 2 mm</p> 	<p>14-32031-01 603 990 01 10 (4x) +603 990 02 10 (9x) +603 990 03 10 (5x)</p> 	<p>71-26222-10 601 016 06 21</p> 	<p>12-27214-03 102 050 00 58</p>  <p>70-27214-00 AS 4x 000 053 35 58</p>  <p>70-28424-10 ES 4x 102 053 02 58</p> 	<p>71-26206-20 </p> <p>601 141 11 80</p>  <p>71-26219-00 </p> <p>601 142 02 80</p> 	<p>71-26204-10 604 014 01 22</p>  <p>71-34037-00 646 014 03 22</p> 	<p>81-26248-10 </p> <p>014 997 70 46 45x67 A SL RD PTFE</p>  <p>81-90002-00 </p> <p>611 010 01 14 710393→</p>  <p>81-26249-00 </p> <p>017 997 74 47 93x114 A SL LD FPM</p> 
--	---	--	--	--	--	---	--	--	---	---

MERCEDES-BENZ														
2,3	OM 699.300 OM 699.301	120-140 kW (163-190 PS)	X 220 d (470) X 250 d (470)	09/17										
					02-10268-01	08-38518-01 699 016 03 00 (PLUS)	61-10268-00 699 016 11 00 86 Ø 1,15 mm MLS	14-32231-01 470 991 09 01	15-10053-01 699 016 05 00	12-33512-02 607 053 00 00(16x)	11-10952-01 699 142 16 00	70-31414-10 	81-38518-00 470 997 43 00 50x81 RD PTFE ACM 81-10477-00 470 997 42 00 Gummi	
2,4	M 112.910 M 112.911	125 kW (170 PS)	C 240 (202) E 240 (210)	06/97-03/03										
					02-31250-01	08-37221-01	61-31250-00 112 016 01 20 84,5 Ø 0,65 mm MLS	14-32106-01 112 990 03 12 (8x)	2x 71-34107-00 112 016 02 21	12-29491-03 000 053 41 58 (9x)	2x 71-31363-00 112 141 20 80	6x 71-31208-00 112 142 01 80	81-26248-10 014 997 70 46 45x67 A SL RD PTFE 81-26249-10 112 997 02 46 93x114 A SL LD PTFE ACM	
2,4	OM 616.910 OM 616.912 OM 616.913 OM 616.914 OM 616.916 OM 616.917 OM 616.934 OM 616.936 OM 616.937 OM 616.938 OM 616.939 OM 616.940	48-53 kW (65-72 PS)	G 240 D (460) G 240 (460) T1 207 D (601) T1 307 D (602) T1 470 D (601) T1/TN 407 D T2/L L 407 D T2/LN1 507 D T2/LN1 507 DK 240 D (115) 240 D (123)	08/73										
					01-24110-03 616 010 52 21 +616 010 55 06 +615 050 00 67	02-24110-04 616 010 52 21 +615 016 00 80 +615 050 00 67	08-21407-09 616 010 55 06	61-24110-40 616 016 20 20 92 Ø 1,75 mm	14-32032-01 615 990 01 12 (4x) +615 990 02 12 (8x) +615 990 03 12 (6x)	71-23043-00 615 016 00 80	12-20315-03 615 050 00 67	71-25883-20 615 142 04 80	71-21407-10 616 014 01 22	81-17328-20 011 997 22 47 45x74,5/79,5 A SL RD FPM 71-19722-00 001 997 12 41 78x84 Graphit
2,4	OM 616.933 OM 616.944	44 kW (60 PS)												
					02-24110-04 616 010 52 21 +615 016 00 80 +615 050 00 67	61-24110-40 616 016 20 20 92 Ø 1,75 mm	71-23043-00 615 016 00 80	12-20315-03 615 050 00 67	71-25883-20 615 142 04 80	71-20315-20 000 053 22 58	71-25883-20 615 142 04 80	71-25883-20 615 142 04 80	71-25883-20 615 142 04 80	

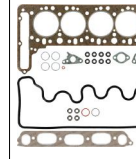
MERCEDES-BENZ

Ltr. 2,4 OM 616.963 41-61 kW (56-83 PS) 100 D (631) 2.4 D (631) 02/88-09/96




2,4 OM 616.963 41-61 kW (56-83 PS) 100 D (631) 2.4 D (631) 02/88-09/96

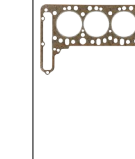
02-24110-04
616 010 52 21
+615 016 00 80
+615 050 00 67




08-23724-02
616 010 56 06



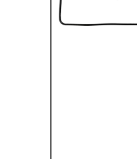
61-24110-40
616 016 20 20
92 Ø
1,75 mm



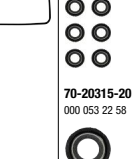
14-32032-01
615 990 01 12 (4x)
+615 990 02 12 (8x)
+615 990 03 12 (6x)



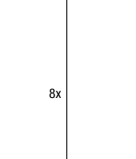
71-23043-00
615 016 00 80




12-20315-03
615 050 00 67




71-25883-20
615 142 04 80



71-26543-10
102 014 07 22



81-17328-20
011 997 22 47
45x74,5/79,5
A SL RD FPM

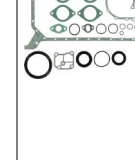


71-19722-00
001 997 12 41
78x84
Graphit

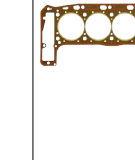


2,5 M 102.990 143-150 kW (194-204 PS) E 2.5-16 (201) 190 E (201) 09/88-08/93

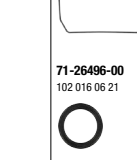
08-26543-07
102 010 37 05



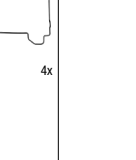
61-26495-10
102 016 26 20
97,5 Ø
1,82 mm



71-26494-00
102 016 07 21



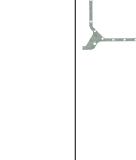
71-26496-00 4x
102 016 06 21



71-27639-00 4x
102 142 08 80




71-26543-10
102 014 07 22



81-26248-00
120 997 03 46
45x67
A SL RD FPM

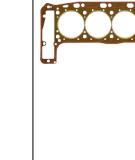


81-26249-00
017 997 74 47
93x114
A SL LD FPM

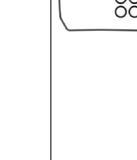


2,5 M 102.991 M 102.992 143-173 kW (194-235 PS) 190 E Evo I (201) 190 E Evo II (201) 03/89-08/93

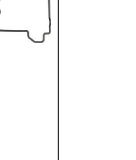
61-26495-10
102 016 26 20
97,5 Ø
1,82 mm



15-26494-01
102 010 20 80



71-26978-00 2x
102 141 21 80



71-27639-00 4x
102 142 08 80




71-26543-10
102 014 07 22



81-26248-00
120 997 03 46
45x67
A SL RD FPM




81-26249-00
017 997 74 47
93x114
A SL LD FPM




2,5 M 108.920 M 108.924 85-96 kW (116-130 PS) 250 S (108) 01/66














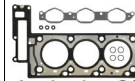
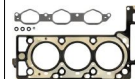


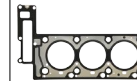
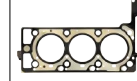










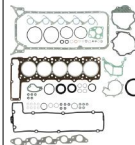
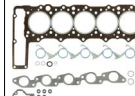
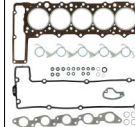
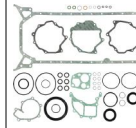







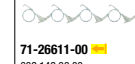





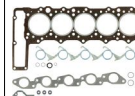
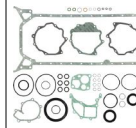


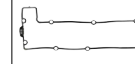



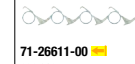





71-24069-00
102 016 00 21



71-23108-10 2x
123 142 01 80

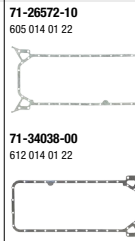

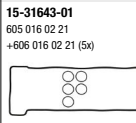
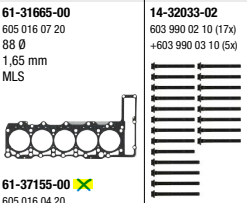
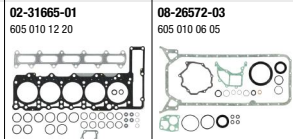

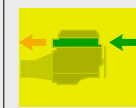


MERCEDES-BENZ

<p>Ltr.  </p>											
<p>2,5 M 272.911 150 kW (204 PS) M 272.920 M 272.921 M 272.922 M 272.923</p> <p>C 230 (203) C 230 (204) C 250 (204) CLC 230 (203) CLC 250 (203) E 230 (211) E 250 (212)</p> <p>01/05-08/14</p>	<p>02-37100-01 L 272 016 08 20 89 Ø MLS</p>  <p>02-37105-01 R 272 016 07 20 89 Ø MLS</p> 	<p>08-37718-01</p>  		<p>61-37100-00 L 272 016 08 20 89 Ø MLS</p>  <p>61-37105-00 R 272 016 07 20 89 Ø MLS</p> 	<p>14-32215-01 272 016 01 69 (8x)</p> 	<p>2x 70-31414-10</p> 	<p>12-31306-08 000 053 51 58 (12x)</p>  <p>70-31306-00 000 053 11 00</p> 	<p>2x 71-35013-00 L 272 141 23 80</p>  <p>71-35014-00 272 141 22 80</p>  <p>2x 71-36987-00 272 142 06 80</p> 	<p>70-31414-10</p> 	<p>81-26248-10 K 014 997 70 46 45x67 A SL RD PTFE</p>  <p>81-90026-10 K 272 010 08 14 FPM</p> 	
<p>2,5 OM 602.911 62-93 kW (84-126 PS) OM 602.912 OM 602.930 OM 602.931 OM 602.938 OM 602.939 OM 602.961 OM 602.962</p> <p>E 250 TD (124) G 250 D (460) G 250 D (461) G 250 D (463) G 250 (460) 190 E (201) 190 TD (201) 250 D (124) 250 TD (124)</p> <p>04/85</p>	<p>01-26570-06 602 010 66 20 +602 010 55 05 +602 050 00 58 +602 016 02 21</p> 	<p>02-26570-06 602 010 66 20</p>  <p>02-26570-07 602 010 66 20 +602 050 00 58 +602 016 02 21</p> 	<p>08-26572-02 602 010 55 05</p> 	<p>61-26570-50 602 016 31 20 88 Ø 1,75 mm</p> 	<p>14-32031-02 603 990 01 10 (5x) +603 990 02 10(11x) +603 990 03 10 (6x)</p> 	<p>71-26573-10 602 016 02 21</p>  <p>71-26574-10 602 016 03 21</p> 	<p>12-27214-04 602 050 00 58</p>  <p>70-27214-00 AS 000 053 35 58</p>  <p>70-28424-10 ES 102 053 02 58</p> 	<p>71-26571-20 L 602 141 08 80</p>  <p>71-26611-00 602 142 00 80</p> 	<p>71-26572-10 605 014 01 22</p>  <p>71-34038-00 612 014 01 22</p> 	<p>81-26248-10 K 014 997 70 46 45x67 A SL RD PTFE</p>  <p>81-26249-00 K 017 997 74 47 93x114 A SL LD FPM</p> 	
<p>2,5 OM 602.993 93 kW (126 PS)</p>	<p>02-26570-06 602 010 66 20</p> 	<p>08-26572-02 602 010 55 05</p> 		<p>61-26570-50 602 016 31 20 88 Ø 1,75 mm</p> 	<p>14-32031-02 603 990 01 10 (5x) +603 990 02 10(11x) +603 990 03 10 (6x)</p> 	<p>71-26573-10 602 016 02 21</p> 	<p>12-27214-04 602 050 00 58</p>  <p>70-27214-00 AS 000 053 35 58</p>  <p>70-28424-10 ES 102 053 02 58</p> 	<p>71-26571-20 L 602 141 08 80</p>  <p>71-26611-00 602 142 00 80</p> 	<p>71-26572-10 605 014 01 22</p>  <p>71-34038-00 612 014 01 22</p> 	<p>81-26248-10 K 014 997 70 46 45x67 A SL RD PTFE</p>  <p>81-26249-00 K 017 997 74 47 93x114 A SL LD FPM</p> 	

MERCEDES-BENZ

Ltr. OM 605.910 83 kW (113 PS) C 250 D (202) 05/93-05/00



02-31665-01
605 010 12 20

08-26572-03
605 010 06 05

61-31665-00
605 016 07 20
88 Ø
1,65 mm
MLS

61-37155-00
605 016 04 20
88 Ø
1,85 mm

14-32033-02
603 990 02 10 (17x)
+603 990 03 10 (5x)

15-31643-01
605 016 02 21
+606 016 02 21 (5x)

12-31306-03
605 050 00 58
 008689, 019351

12-31306-04
605 050 01 58
 008690, 019352→

70-31306-00 20x
000 053 11 00
 008689, 019351

70-29491-00 10x
000 053 42 58
 008690, 019352→

70-31306-00 10x
000 053 11 00
 008690, 019352→

71-31647-00 10x
604 141 01 60

71-31661-00
605 142 00 80

71-26572-10
605 014 01 22


71-34038-00
612 014 01 22


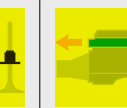


81-26248-10
014 997 70 46
45x67
A SL RD PTFE

81-26249-00
017 997 74 47
93x114
A SL LD FPM

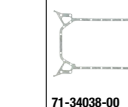
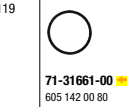
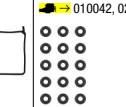
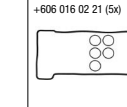
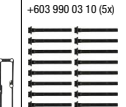
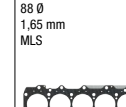
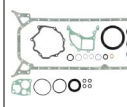
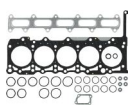
81-90002-00
611 010 01 14

MERCEDES-BENZ

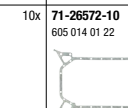
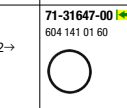
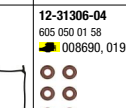
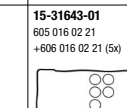

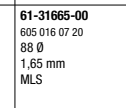

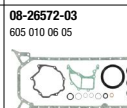
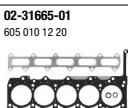
Ltr.  2,5 OM 605.911 83 kW (113 PS) E 250 D (124) E 250 TD (124)  06/93-06/96



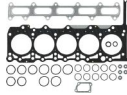
2,5 OM 605.912 83 kW (113 PS) E 250 D (210) 06/95-07/99



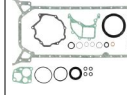
2,5 OM 605.912 83 kW (113 PS) E 250 D (210) 06/95-07/99




02-31665-01
605 010 12 20




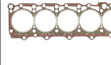
08-26572-03
605 010 06 05




61-31665-00
605 016 07 20
88 Ø
1,65 mm
MLS



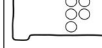
61-37155-00 
605 016 04 20
88 Ø
1,85 mm




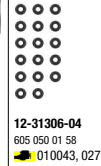
14-32033-02
603 990 02 10 (17x)
+603 990 03 10 (5x)





15-31643-01
605 016 02 21
+606 016 02 21 (5x)





12-31306-03
605 050 00 58
 010042, 027119





12-31306-04
605 050 01 58
 010043, 027120→





70-31306-00 20x
000 053 11 00
 010042, 027119





70-31306-00 10x
000 053 11 00
 010042, 027119→



70-29491-00 10x
000 053 42 58
 010043, 027120→




71-31647-00  10x
604 141 01 60




71-31661-00 
605 142 00 80





71-26572-10
605 014 01 22





71-34038-00
612 014 01 22





81-26248-10 
014 997 70 46
45x67
A SL RD PTFE



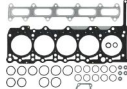
81-26249-00 
017 997 74 47
93x114
A SL LD FPM



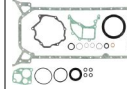
81-90002-00 
611 010 01 14




02-31665-01
605 010 12 20




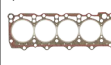
08-26572-03
605 010 06 05




61-31665-00
605 016 07 20
88 Ø
1,65 mm
MLS




61-37155-00 
605 016 04 20
88 Ø
1,85 mm





14-32033-02
603 990 02 10 (17x)
+603 990 03 10 (5x)




15-31643-01
605 016 02 21
+606 016 02 21 (5x)




12-31306-04
605 050 01 58
 008690, 019352→





70-29491-00 10x
000 053 42 58



70-31306-00 10x
000 053 11 00




71-31647-00  10x
604 141 01 60




71-31661-00 
605 142 00 80





71-26572-10
605 014 01 22





71-34038-00
612 014 01 22





81-26248-10 
014 997 70 46
45x67
A SL RD PTFE






81-26249-00 
017 997 74 47
93x114
A SL LD FPM












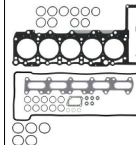
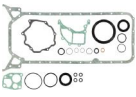


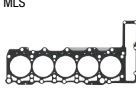

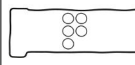

















81-90002-00 
611 010 01 14







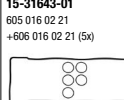




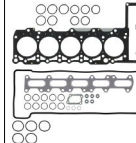
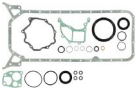


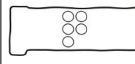








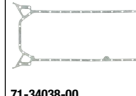









MERCEDES-BENZ

Ltr.  2,5 OM 605.960 110 kW (150 PS)  C 250 TD (202)  10/95-03/01

										
	<p>02-31665-02 605 010 24 20</p> 	<p>08-26572-03 605 010 06 05</p> 	<p>04-10063-01 </p> 	<p>61-31665-00 605 016 07 20 88 Ø 1,65 mm MLS</p> 	<p>14-32033-02 603 990 02 10 (17x) +603 990 03 10 (5x)</p> 	<p>15-31643-01 605 016 02 21 +606 016 02 21 (5x)</p> 	<p>12-31306-04 605 050 01 58</p>  <p>70-29491-00 AS 10x 000 053 42 58</p>  <p>70-31306-00 ES 10x 000 053 11 00</p> 	<p>71-31647-00  10x 604 141 01 60</p>  <p>71-31662-00  605 142 02 80</p> 	<p>71-26572-10 605 014 01 22</p>  <p>71-34038-00 612 014 01 22</p> 	<p>81-26248-10  014 997 70 46 45x67 A SL RD PTFE</p>  <p>81-26249-00  017 997 74 47 93x114 A SL LD FPM</p>  <p>81-90002-00  611 010 01 14</p> 



2,5 OM 605.962 110 kW (150 PS) E 250 TD (210) 06/97-07/99

										
	<p>02-31665-02 605 010 24 20</p> 	<p>08-26572-03 605 010 06 05</p> 		<p>61-31665-00 605 016 07 20 88 Ø 1,65 mm MLS</p> 	<p>14-32033-02 603 990 02 10 (17x) +603 990 03 10 (5x)</p> 	<p>15-31643-01 605 016 02 21 +606 016 02 21 (5x)</p> 	<p>12-31306-04 605 050 01 58</p>  <p>70-29491-00 10x 000 053 42 58</p>  <p>70-31306-00 10x 000 053 11 00</p>  <p>70-31306-00 ES 10x 000 053 11 00</p> 	<p>71-31647-00  10x 604 141 01 60</p>  <p>71-31662-00  605 142 02 80</p> 	<p>71-26572-10 605 014 01 22</p>  <p>71-34038-00 612 014 01 22</p> 	<p>81-26248-10  014 997 70 46 45x67 A SL RD PTFE</p>  <p>81-26249-00  017 997 74 47 93x114 A SL LD FPM</p>  <p>81-90002-00  611 010 01 14</p> 

MERCEDES-BENZ

Ltr.																										
2,6	M 103.940 M 103.941 M 103.942 M 103.943	118-122 kW (160-166 PS)	190 E (201) 190 (201) 260 E (124) 260 SE (126)	10/82-08/93																						
					02-26835-03 103 010 53 20 	08-26569-02 103 010 45 08 		61-26835-10 103 016 18 20 85 Ø 1,79 mm 	14-32028-01 102 990 08 10 (14x) 	71-26566-10 103 016 04 21 	12-25227-04 103 050 01 58 	71-26568-20 103 141 11 80 	71-26569-30 103 014 04 22 	81-26248-00 120 997 03 46 45x67 A SL RD FPM 												
											71-26591-10 103 142 14 80 5x 			71-26638-10 103 142 13 80 6x 			71-26638-10 103 142 13 80 6x 			70-25227-10 102 053 16 58 6x 			70-25228-10 102 053 03 58 6x 			81-26249-00 017 997 74 47 93x114 A SL LD FPM
																								81-15512-50 018 997 79 47 30x40 A SL RD FPM 		
2,6	M 112.912 M 112.913 M 112.914 M 112.915 M 112.916 M 112.917	120-130 kW (163-177 PS)	C 240 (202) C 240 (203) CLK 240 (209) E 240 (210) E 240 (211)	05/00-03/10																						
					02-31260-01 	08-37221-01 		61-31260-00 112 016 03 20 92 Ø 0,65 mm MLS 	14-32106-01 112 990 03 12 (8x) 	71-34107-00 112 016 02 21 	12-29491-03 000 053 41 58 (8x) 	71-31363-00 112 141 20 80 2x 	70-31414-10 	81-26248-10 014 997 70 46 45x67 A SL RD PTFE 												
					02-31265-01 		61-31265-00 112 016 04 20 92 Ø 0,65 mm 		71-34108-00 112 016 03 21 	70-29491-00 000 053 42 58 18x 	71-31208-00 112 142 01 80 6x 			81-26249-10 112 997 02 46 93x114 A SL LD PTFE ACM 												
2,7	M 110.921 M 110.931 M 110.981 M 110.982 M 110.983 M 110.991 M 110.992 M 110.993	107-136 kW (145-185 PS)	280 C (114) 280 CE (114) 280 E (114) 280 SE (116) 280 SL (107) 280 SLC (107) 280 (114)	06/72																						
					02-24160-08 110 010 67 21 	08-21267-08 110 010 95 08 		61-24160-30 110 016 23 20 87 Ø 1,75 mm 	15-23251-02 110 010 08 30 	12-21918-04 123 050 01 67 	71-23252-10 110 141 12 80 	71-21267-10 617 014 01 80 	81-21023-30 006 997 12 47 45x67 AB SL RD FPM 													
										70-20423-00 000 053 19 58 6x 	71-24264-10 110 142 03 80 6x 			71-19722-00 001 997 12 41 78x84 Graphit 												
										70-21918-10 000 053 31 58 6x 																


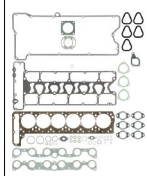
MERCEDES-BENZ

Ltr.  2,7 M 110.922 115-118 kW (156-160 PS) 280 S (116)  08/72-07/80



02-24160-08
110 010 67 21


08-21267-08
110 010 95 08



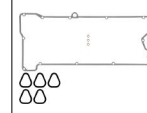
61-24160-30
110 016 23 20
87 Ø
1,75 mm



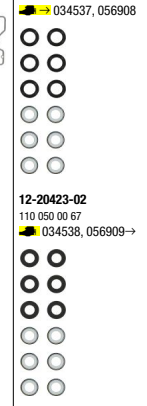
14-32030-02
615 990 02 12 (5x)
+615 990 03 12 (9x)



15-23251-02
110 010 08 30



12-21918-04
123 050 01 67
034537, 056908



12-20423-02
110 050 00 67
034538, 056909→

70-21918-10 AS 6x
000 053 31 58
034537, 056908



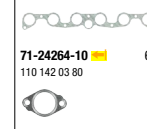
70-20423-10 AS 6x
116 053 00 56
034538, 056909→



70-20423-00 ES 6x
000 053 19 58



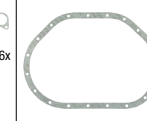
71-23252-10 I
110 141 12 80



71-24264-10 6x
110 142 03 80



71-21267-10
617 014 01 80






81-21023-30 K
006 997 12 47
45x67
AB SL RD FPM












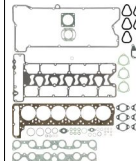



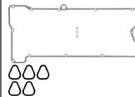
















71-19722-00 K
001 997 12 41
78x84
Graphit





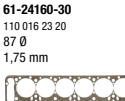

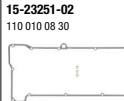




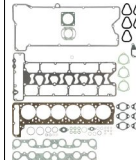



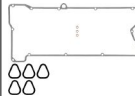














MERCEDES-BENZ




Ltr.  2,7 M 110.923 115 kW (156 PS)  280 C (123) 280 (123)  02/76-08/81

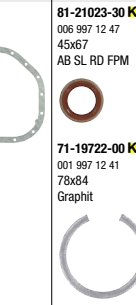
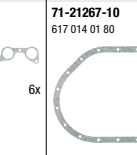

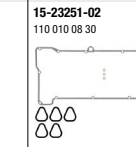
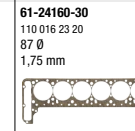
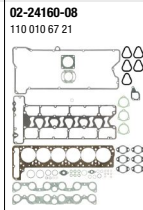
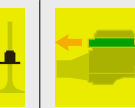


										
	<p>02-24160-08 110 010 67 21</p> 	<p>08-21267-08 110 010 95 08</p> 		<p>61-24160-30 110 016 23 20 87 Ø 1,75 mm</p> 	<p>14-32030-02 615 990 02 12 (5x) +615 990 03 12 (9x)</p> 	<p>15-23251-02 110 010 08 30</p> 	<p>12-21918-04 123 050 01 67 → 011014, 013552</p>  <p>12-20423-02 110 050 00 67 → 011015, 013553→</p>  <p>70-21918-10 AS 6x 000 053 31 58 → 011014, 013552</p>  <p>70-20423-10 AS 6x 116 053 00 58 → 011015, 013553→</p>  <p>70-20423-00 ES 6x 000 053 19 58</p> 	<p>71-23252-10  6x 110 141 12 80</p>  <p>71-24264-10  6x 110 142 03 80</p> 	<p>71-21267-10 617 014 01 80</p> 	<p>81-21023-30 K </p> <p>006 997 12 47 45x67 AB SL RD FPM</p>  <p>71-19722-00 K </p> <p>001 997 12 41 78x84 Graphit</p> 

2,7 M 110.924 115 kW (156 PS) 280 S (126) 12/79-07/85

										
	<p>02-24160-08 110 010 67 21</p> 	<p>08-21267-08 110 010 95 08</p> 		<p>61-24160-30 110 016 23 20 87 Ø 1,75 mm</p> 	<p>14-32030-02 615 990 02 12 (5x) +615 990 03 12 (9x)</p> 	<p>15-23251-02 110 010 08 30</p> 	<p>12-20423-02 110 050 00 67</p>  <p>70-20423-00 ES 6x 000 053 19 58</p>  <p>70-20423-10 AS 6x 116 053 00 58</p> 	<p>71-23252-10  6x 110 141 12 80</p>  <p>71-24264-10  6x 110 142 03 80</p> 	<p>71-21267-10 617 014 01 80</p> 	<p>81-21023-30 K </p> <p>006 997 12 47 45x67 AB SL RD FPM</p>  <p>71-19722-00 K </p> <p>001 997 12 41 78x84 Graphit</p> 

MERCEDES-BENZ

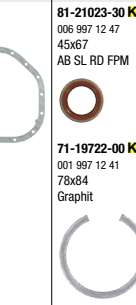
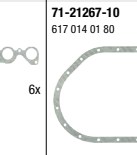
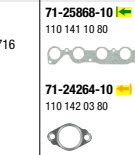
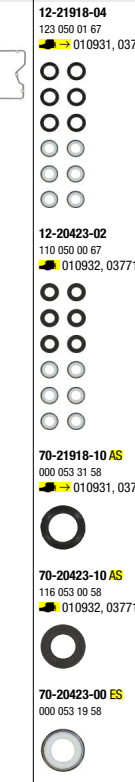
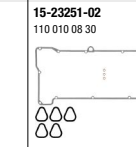
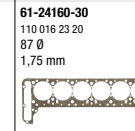

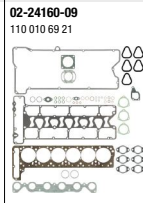
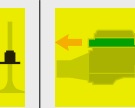


Ltr.  2,7 M 110.926 115 kW (156 PS)  280 S (126)  12/79-07/85






MERCEDES-BENZ












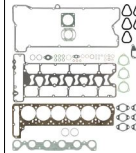



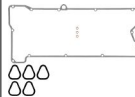














Ltr.

2,7 M 110.984 130-136 kW (177-185 PS) 280 E (123) 02/76-11/85











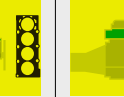
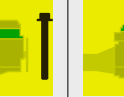
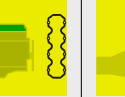

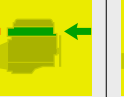


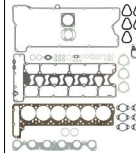



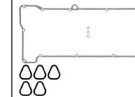














MERCEDES-BENZ

Ltr.  2,7 M 110.985  130-136 kW (177-185 PS) 280 SE (116)  08/72-07/80

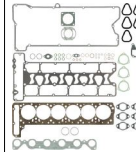



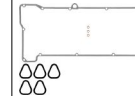












										
	<p>02-24160-09 110 010 69 21</p> 	<p>08-21267-08 110 010 95 08</p> 		<p>61-24160-30 110 016 23 20 87 Ø 1,75 mm</p> 	<p>14-32030-02 615 990 02 12 (5x) +615 990 03 12 (9x)</p> 	<p>15-23251-02 110 010 08 30</p> 	<p>12-21918-04 123 050 01 67 → 007976, 038036</p>  <p>12-20423-02 110 050 00 67 → 007977, 038037→</p>  <p>70-21918-10 AS 6x 000 053 31 58 → 007976, 038036</p>  <p>70-20423-10 AS 6x 116 053 00 55 → 007977, 038037→</p>  <p>70-20423-00 ES 6x 000 053 19 58</p> 	<p>71-25868-10  6x 110 141 10 80</p>  <p>71-24264-10  6x 110 142 03 80</p> 	<p>71-21267-10 617 014 01 80</p> 	<p>81-21023-30  006 997 12 47 45x67 AB SL RD FPM</p>  <p>71-19722-00  001 997 12 41 78x84 Graphit</p> 

MERCEDES-BENZ




Ltr.  2,7 M 110.986 130-136 kW (177-185 PS) 280 SL (107) 280 SLC (107)  08/74-07/85  1









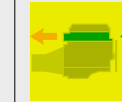


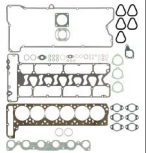



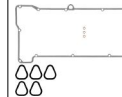














											
	<p>02-24160-09 110 010 69 21</p> 	<p>08-21267-08 110 010 95 08</p> 		<p>61-24160-30 110 016 23 20 87 Ø 1,75 mm</p> 	<p>14-32030-02 615 990 02 12 (5x) +615 990 03 12 (9x)</p> 	<p>15-23251-02 110 010 08 30</p> 	<p>12-21918-04 123 050 01 67 → 001600, 003626</p>  <p>6x</p> <p>12-20423-02 110 050 00 67 → 001601, 003627→</p>  <p>6x</p> <p>70-21918-10 AS 6x 000 053 31 58 → 001600, 003626</p>  <p>70-20423-10 AS 6x 116 053 00 58 → 001601, 003627→</p>  <p>70-20423-00 ES 6x 000 053 19 58</p> 	<p>71-25868-10 </p> <p>110 141 10 80</p>  <p>71-24264-10 </p> <p>110 142 03 80 6x</p> 	<p>71-21267-10 617 014 01 80</p> 	<p>81-21023-30 K </p> <p>006 997 12 47 45x67 AB SL RD FPM</p>  <p>71-19722-00 K </p> <p>001 997 12 41 78x84 Graphit</p> 	

2,7 M 110.987 136 kW (185 PS) 280 SE (126) 10/79-07/85



	<p>02-24160-09 110 010 69 21</p> 	<p>08-21267-08 110 010 95 08</p> 		<p>61-24160-30 110 016 23 20 87 Ø 1,75 mm</p> 	<p>14-32030-02 615 990 02 12 (5x) +615 990 03 12 (9x)</p> 	<p>15-23251-02 110 010 08 30</p> 	<p>12-20423-02 110 050 00 67</p>  <p>6x</p> <p>70-20423-00 ES 6x 000 053 19 58</p>  <p>70-20423-10 AS 6x 116 053 00 58</p> 	<p>71-25868-10 </p> <p>110 141 10 80</p>  <p>71-24264-10 </p> <p>110 142 03 80 6x</p> 	<p>71-21267-10 617 014 01 80</p> 	<p>81-21023-30 K </p> <p>006 997 12 47 45x67 AB SL RD FPM</p>  <p>71-19722-00 K </p> <p>001 997 12 41 78x84 Graphit</p> 
--	---	--	--	--	--	---	---	---	---	---












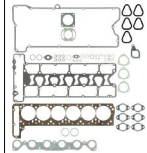



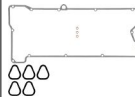
















MERCEDES-BENZ

Ltr.  2,7 M 110.988  130-136 kW (177-185 PS) 280 CE (123) 280 E (123)  02/76-11/85

										
	<p>02-24160-09 110 010 69 21</p> 	<p>08-21267-08 110 010 95 08</p> 		<p>61-24160-30 110 016 23 20 87 Ø 1,75 mm</p> 	<p>14-32030-02 615 990 02 12 (5x) +615 990 03 12 (9x)</p> 	<p>15-23251-02 110 010 08 30</p> 	<p>12-20423-02 110 050 00 67 → 005916, 017173</p>  <p>12-27214-02 110 050 01 67 → 005917, 017174→</p>  <p>70-20423-00 ES 6x 000 053 19 58 → 005916, 017173</p>  <p>70-20423-10 AS 6x 116 053 00 58 → 005916, 017173</p>  <p>70-27214-00 12x 000 053 35 58 → 005917, 017174→</p> 	<p>71-25868-10  6x 110 141 10 80</p>  <p>71-24264-10  6x 110 142 03 80</p> 	<p>71-21267-10 617 014 01 80</p> 	<p>81-21023-30  006 997 12 47 45x67 AB SL RD FPM</p>  <p>71-19722-00  001 997 12 41 78x84 Graphit</p> 

MERCEDES-BENZ

Ltr.  2,7 M 110.989 136 kW (185 PS)  280 SE (126)  10/79-07/85

										
	<p>02-24160-09 110 010 69 21</p> 	<p>08-21267-08 110 010 95 08</p> 		<p>61-24160-30 110 016 23 20 87 Ø 1,75 mm</p> 	<p>14-32030-02 615 990 02 12 (5x) +615 990 03 12 (9x)</p> 	<p>15-23251-02 110 010 08 30</p> 	<p>12-20423-02 110 050 00 67 → 006147, 034675</p>  <p>12-27214-02 110 050 01 67 → 006148, 034676→</p>  <p>70-20423-00 ES 6x 000 053 19 58 → 006147, 034675</p>  <p>70-20423-10 AS 6x 116 053 00 58 → 006147, 034675</p>  <p>70-27214-00 12x 000 053 35 58 → 006148, 034676→</p> 	<p>71-25868-10  6x 110 141 10 80</p>  <p>71-24264-10  6x 110 142 03 80</p> 	<p>71-21267-10 617 014 01 80</p> 	<p>81-21023-30   006 997 12 47 45x67 AB SL RD FPM</p>  <p>71-19722-00   001 997 12 41 78x84 Graphit</p> 

MERCEDES-BENZ

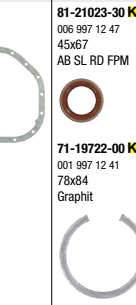
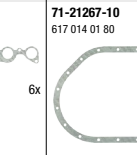
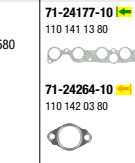

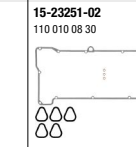
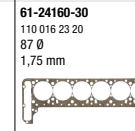
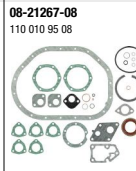
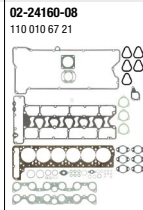
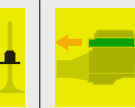


Ltr. 2,7 M 110.990 130-136 kW (177-185 PS) 280 SL (107) 280 SLC (107) 08/74-07/85

	<p>02-24160-09 110 010 69 21</p>	<p>08-21267-08 110 010 95 08</p>		<p>61-24160-30 110 016 23 20 87 Ø 1,75 mm</p>	<p>14-32030-02 615 990 02 12 (5x) +615 990 03 12 (9x)</p>	<p>15-23251-02 110 010 08 30</p>	<p>12-20423-02 110 050 00 67 → 001459, 003117</p>	<p>12-27214-02 110 050 01 67 → 001460, 003118→</p>	<p>70-20423-00 ES 6x 000 053 19 58 → 001459, 003117</p>	<p>70-20423-10 AS 6x 116 053 00 58 → 001459, 003117</p>	<p>70-27214-00 12x 000 053 35 58 → 001460, 003118→</p>	<p>71-25868-10 6x 110 141 10 80</p> <p>71-24264-10 6x 110 142 03 80</p>	<p>71-21267-10 617 014 01 80</p>	<p>81-21023-30 </p> <p>006 997 12 47 45x67 AB SL RD FPM</p> <p>71-19722-00 </p> <p>001 997 12 41 78x84 Graphit</p>

MERCEDES-BENZ

Ltr.

2,7 M 110.994 110-115 kW (150-156 PS) G 280 (460) 11/79-08/89



MERCEDES-BENZ

Ltr. 2,7 M 110.994 110-115 kW (150-156 PS) G 280 (460) 11/79-05/93

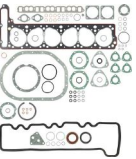
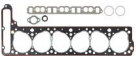









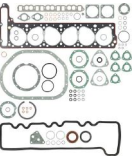

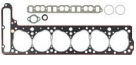
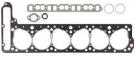
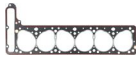








	<p>02-24160-08 110 010 67 21</p>	<p>08-21267-08 110 010 95 08</p>		<p>61-24160-30 110 016 23 20 87 Ø 1,75 mm</p>	<p>14-32030-02 615 990 02 12 (5x) +615 990 03 12 (9x)</p>	<p>15-23251-02 110 010 08 30</p>	<p>12-20423-02 110 050 00 67 003580, 001046</p>	<p>71-24177-10 110 141 13 80</p> <p>71-24264-10 6x 110 142 03 80</p>	<p>71-21267-10 617 014 01 80</p>	<p>81-21023-30 006 997 12 47 45x67 AB SL RD FPM</p> <p>71-19722-00 001 997 12 41 78x84 Graphit</p>

2,7 M 130.920 103 kW (140 PS) 280 S (108) 10/67-07/72

<p>01-23420-05 130 010 34 21 +130 010 97 08 +123 050 01 67 017537→</p> <p>01-23420-05 130 010 34 21 +130 010 97 08 +123 050 01 67 019316→</p>	<p>02-23420-04 130 010 34 21 017537→</p> <p>02-23420-04 130 010 34 21 019316→</p>		<p>61-23420-10 130 016 52 20 87,5 Ø 017537→</p> <p>61-23420-10 130 016 52 20 87,5 Ø 019316→</p>			<p>71-24069-00 123 016 00 21</p>	<p>12-21918-04 123 050 01 67</p> <p>70-20423-00 6x 000 053 19 58</p> <p>70-21918-10 6x 000 053 31 58</p>	<p>71-23108-10 123 142 01 80</p>	<p>71-21267-10 617 014 01 80</p>	<p>81-21023-30 006 997 12 47 45x67 AB SL RD FPM</p> <p>71-19722-00 001 997 12 41 78x84 Graphit</p>
---	---	--	---	--	--	---	---	--	---	--

MERCEDES-BENZ															
2,7	M 130.923	96 kW (130 PS)	250 C (114) 250 (114)	06/72-11/76	01-23420-05 130 010 34 21 +130 010 97 08 +123 050 01 67 	02-23420-04 130 010 34 21 			61-23420-10 130 016 52 20 87,5 Ø 		71-24069-00 123 016 00 21 	12-21918-04 123 050 01 67 6x 70-20423-00 ES 000 053 19 58 6x 70-21918-10 AS 000 053 31 58 	71-23108-10 123 142 01 80 	71-21267-10 617 014 01 80 	81-21023-30 K 006 997 12 47 45x67 AB SL RD FPM 71-19722-00 K 001 997 12 41 78x84 Graphit
2,7	M 130.925	81 kW (110 PS)							61-23420-10 130 016 52 20 87,5 Ø 		71-24069-00 123 016 00 21 	12-21918-04 123 050 01 67 6x 70-20423-00 ES 000 053 19 58 6x 70-21918-10 AS 000 053 31 58 	71-23108-10 123 142 01 80 		
2,7	M 130.980	118 kW (160 PS)	280 SE (108) 280 SE (111)	01/67-08/72	01-23425-04 130 010 35 21 +130 010 97 08 +123 050 01 67 	02-23425-04 130 010 35 21 			61-23425-20 130 016 56 20 87 Ø 		71-23066-00 130 016 02 21 	12-21918-04 123 050 01 67 6x 70-20423-00 ES 000 053 19 58 6x 70-21918-10 AS 000 053 31 58 	71-23108-10 123 142 01 80 	71-21267-10 617 014 01 80 	81-21023-30 K 006 997 12 47 45x67 AB SL RD FPM 71-19722-00 K 001 997 12 41 78x84 Graphit

MERCEDES-BENZ

Ltr.	Motor	Power (kW/PS)	Model	Year	Part 1	Part 2	Part 3	Part 4	Part 5	Part 6	Part 7	Part 8	Part 9	Part 10	Part 11
2,7	M 130.981	118 kW (160 PS)	300 SEL (109)	01/68-08/72	<p>01-23425-04 130 010 35 21 +130 010 97 08 +123 050 01 67</p> 	<p>02-23425-04 130 010 35 21</p> 			<p>61-23425-20 130 016 56 20 87 Ø</p> 		<p>71-23066-00 130 016 02 21</p> 	<p>12-21918-04 123 050 01 67</p>  <p>70-20423-00 ES 6x 000 053 19 58</p>  <p>70-21918-10 AS 6x 000 053 31 58</p> 	<p>71-23108-10 6x 123 142 01 80</p> 	<p>71-21267-10 617 014 01 80</p> 	<p>81-21023-30 K 6x 006 997 12 47 45x67 AB SL RD FPM</p>  <p>71-19722-00 K 6x 001 997 12 41 78x84 Graphit</p> 
2,7	M 130.983	125 kW (170 PS)	280 SL (113)	01/68-03/71	<p>01-23425-04 18 130 010 35 21 +130 010 97 08 +123 050 01 67 005302→</p>  <p>01-23425-04 18 130 010 35 21 +130 010 97 08 +123 050 01 67 008785→</p> 	<p>02-23425-04 18 130 010 35 21 005302→</p>  <p>02-23425-04 18 130 010 35 21 008785→</p> 			<p>61-23425-20 18 130 016 56 20 87 Ø 005302→</p> 		<p>71-23066-00 130 016 02 21</p> 	<p>12-21918-04 123 050 01 67</p>  <p>70-20423-00 ES 6x 000 053 19 58</p>  <p>70-21918-10 AS 6x 000 053 31 58</p> 	<p>71-23108-10 6x 123 142 01 80</p> 	<p>71-21267-10 617 014 01 80</p> 	<p>81-21023-30 K 6x 006 997 12 47 45x67 AB SL RD FPM</p>  <p>71-19722-00 K 6x 001 997 12 41 78x84 Graphit</p> 

MERCEDES-BENZ

Ltr. 2,7 M 130.984 118 kW (160 PS) 280 SE (111) 01/67-12/71

01-23425-04 130 010 35 21 +130 010 97 08 +123 050 01 67 000140→	02-23425-04 130 010 35 21 000140→			61-23425-20 130 016 56 20 87 Ø 000339→		71-23066-00 130 016 02 21	12-21918-04 123 050 01 67	71-23108-10 123 142 01 80	71-21267-10 617 014 01 80	81-21023-30 006 997 12 47 45x67 AB SL RD FPM	71-19722-00 001 997 12 41 78x84 Graphit	
01-23425-04 130 010 35 21 +130 010 97 08 +123 050 01 67 000339→	02-23425-04 130 010 35 21 000339→						70-20423-00 ES 000 053 19 58 6x					
							70-21918-10 AS 000 053 31 58 6x					



2,7 OM 612.961 115-130 kW (156-177 PS) C 270 CDI (203) CLK 270 CDI (209) E 270 CDI (210) E 270 CDI (211) G 270 CDI (461) G 270 CDI (463) ML 270 CDI (163) 07/99















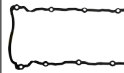



















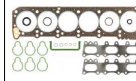



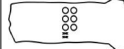











01-35160-01 612 010 18 20 +612 010 14 05 +612 050 00 58 (5x) +612 016 00 21 +611 016 02 21	02-35160-01 612 010 18 20	08-34038-01 612 010 14 05	04-10044-01	61-35160-10 647 016 06 20 89 Ø 1,2 mm MLS	14-32109-02 611 990 13 22 (12x)	15-40018-01 612 016 00 21 +611 016 02 21 (5x)	12-29491-04 000 053 42 58 (20x)	71-34473-00 611 094 00 80 5x	71-34038-00 612 014 01 22	81-26248-10 014 997 70 46 45x67 A SL RD PTFE	81-90002-00 611 010 01 14	
							70-29491-00 000 053 42 58 20x	71-35300-00 612 142 03 80			81-90002-00 611 010 01 14	

2,7 OM 612.981 115 kW (156 PS) SPRINTER 216 CDI (901) SPRINTER 316 CDI (903) SPRINTER 416 CDI (904) SPRINTER 616 CDI (905) 04/00-05/06



02-35160-01 612 010 18 20	08-34038-01 612 010 14 05	04-10044-01	61-35160-10 647 016 06 20 89 Ø 1,2 mm MLS	14-32109-02 611 990 13 22 (12x)	15-40018-01 612 016 00 21 +611 016 02 21 (5x) 50813930	12-29491-04 000 053 42 58 (20x)	71-35216-00 612 141 01 80	71-34038-00 612 014 01 22	81-26248-10 014 997 70 46 45x67 A SL RD PTFE	81-90002-00 611 010 01 14	
					15-36224-01 647 016 01 21 +611 016 02 21 (5x) 50813931→	70-29491-00 000 053 42 58 20x	71-35300-00 612 142 03 80			81-90002-00 611 010 01 14	












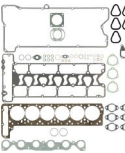



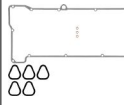















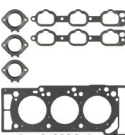





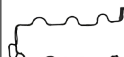











MERCEDES-BENZ

Ltr.  2,8 M 104.900  128 kW (174 PS) V 280 (638)  07/97-07/03



										
	<p>02-29110-02</p> 			<p>61-29110-00 000 016 03 20 83,5 Ø 1,65 mm</p> 	<p>14-32056-01 000 990 04 80 (7x) +000 990 05 80(10x) +000 990 06 80 (3x)</p> 	<p>71-33851-00 000 016 03 21</p> 	<p>12-26058-01 000 053 48 58 (12x)</p>  <p>70-26058-00 000 053 48 58</p> 	<p>71-31411-00  </p>  000 141 03 80 <p>71-31409-00  </p>  000 141 02 80 <p>71-29435-10 </p>  000 142 02 80 Cyl. 1-3 <p>71-29440-10 </p>  000 142 03 80 Cyl. 4-6	<p>70-31414-10</p>  012 997 11 46 35x48 A SL RD FPM <p>71-27321-00</p>  85x105 A SL LD FPM	<p>81-24292-10 </p>  012 997 11 46 35x48 A SL RD FPM <p>81-23708-40 </p>  85x105 A SL LD FPM
<p>2,8 M 104.941 142-145 kW (193-197 PS) C 280 (202) M 104.942 E 280 (124) M 104.943 E 280 (210) M 104.944 S 280 (140) M 104.945 SL 280 (129) 280 E (124) 300 SE (140)</p> <p>10/92-10/01</p>	<p>01-28975-02 104 010 37 20 +104 010 14 08 +104 010 21 30 +104 010 02 58</p> 	<p>02-28975-02 104 010 37 20</p> 	<p>08-28636-01 104 010 14 08</p> 	<p>61-28975-30 104 016 28 20 91 Ø 1,75 mm</p> 	<p>14-32029-01 104 990 00 12 (14x)</p> 	<p>15-29497-01 104 010 21 30</p> 	<p>12-29491-02 104 050 02 58</p>  <p>70-29491-00 000 053 42 58</p> 	<p>71-29486-00 </p>  104 141 10 80 <p>71-31321-00 </p>  104 142 07 80	<p>71-26232-20 606 014 00 22</p> 	<p>81-26248-00 </p>  120 997 03 46 45x67 A SL RD FPM <p>81-26249-00 </p>  017 997 74 47 93x114 A SL LD FPM

MERCEDES-BENZ


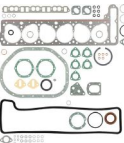

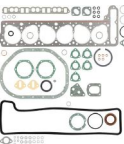









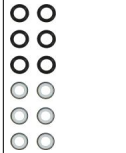









Ltr.  2,8 M 110.984 105 kW (143 PS) 280 C (123)  03/77-12/80

										
	<p>02-24160-09 110 010 69 21</p> 	<p>08-21267-08 110 010 95 08</p> 		<p>61-24160-30 110 016 23 20 87 Ø 1,75 mm</p> 	<p>14-32030-02 615 990 02 12 (5x) +615 990 03 12 (9x)</p> 	<p>15-23251-02 110 010 08 30</p> 	<p>12-21918-04 123 050 01 67 → 037716</p>  <p>12-20423-02 110 050 00 67 → 037717→</p>  <p>70-21918-10 AS 6x 000 053 31 58 → 037716</p>  <p>70-20423-10 AS 6x 116 053 00 58 → 037717→</p>  <p>70-20423-00 ES 6x 000 053 19 58</p> 	<p>71-25868-10  6x 112 141 10 80</p>  <p>71-24264-10  6x 110 142 03 80</p> 	<p>71-21267-10 617 014 01 80</p> 	<p>81-21023-30 K  006 997 12 47 45x67 AB SL RD FPM</p>  <p>71-19722-00 K  001 997 12 41 78x84 Graphit</p> 
<p>2,8 M 112.920 M 112.921 M 112.922 M 112.923 M 112.925</p>	<p>145-150 kW (197-204 PS) C 280 (202) E 280 (210) S 280 (220) SL 280 (129)</p> <p>02-31260-01 L</p>  <p>02-31265-01 R</p> 	<p>08-37221-01</p> 		<p>61-31260-00 L 112 016 03 20 92 Ø 0,65 mm MLS</p>  <p>61-31265-00 R 112 016 04 20 92 Ø 0,65 mm</p> 	<p>14-32106-01 112 990 03 12 (8x)</p> 	<p>2x 71-34107-00 L 112 016 02 21</p>  <p>71-34108-00 R 112 016 03 21</p> 	<p>12-29491-03 000 053 41 58 (9x)</p>  <p>70-29491-00 000 053 42 58</p> 	<p>2x 71-31363-00  2x 112 141 20 80</p>  <p>71-31208-00  6x 112 142 01 80</p> 	<p>70-31414-10</p> 	<p>81-26248-10 K  014 997 70 46 45x67 A SL RD PTFE</p>  <p>81-26249-10 K  112 997 02 46 93x114 A SL LD PTFE ACM</p> 









MERCEDES-BENZ

Ltr.  








2,8 M 130.921 92 kW (125 PS)

<p>01-23420-05 </p> <p>130 010 34 21 +130 010 97 08 +123 050 01 67 000210→</p>  <p>01-23420-05 </p> <p>130 010 34 21 +130 010 97 08 +123 050 01 67 001662→</p> 	<p>02-23420-04 </p> <p>130 010 34 21 000210→</p>  <p>02-23420-04 </p> <p>130 010 34 21 001662→</p> 			<p>61-23420-10 </p> <p>130 016 52 20 87,5 Ø 000210→</p>  <p>61-23420-10 </p> <p>130 016 52 20 87,5 Ø 001662→</p> 		<p>71-24069-00 123 016 00 21</p> 	<p>12-21918-04 123 050 01 67</p>  <p>70-20423-00 ES 6x 000 053 19 58</p>  <p>70-21918-10 AS 6x 000 053 31 58</p> 	<p>71-23108-10 </p> <p>123 142 01 80</p> 	<p>71-21267-10 617 014 01 80</p> 	<p>81-21023-30 </p> <p>006 997 12 47 45x67 AB SL RD FPM</p>  <p>71-19722-00 </p> <p>001 997 12 41 78x84 Graphit</p> 
---	---	--	--	---	--	---	---	--	---	--

2,8 M 130.922 125 kW (170 PS)

	<p>02-23420-04 130 010 34 21 000039→</p> 			<p>61-23420-10 130 016 52 20 87,5 Ø 000039→</p> 		<p>71-24069-00 123 016 00 21</p> 	<p>12-21918-04 123 050 01 67</p>  <p>70-20423-00 ES 6x 000 053 19 58</p>  <p>70-21918-10 AS 6x 000 053 31 58</p> 	<p>71-23108-10 </p> <p>123 142 01 80</p> 		
--	---	--	--	--	--	---	---	--	--	--

2,8 M 130.924 89 kW (121 PS)

				<p>61-23420-10 130 016 52 20 87,5 Ø</p> 		<p>71-24069-00 123 016 00 21</p> 	<p>12-21918-04 123 050 01 67</p>  <p>41-73067-30 915035 000023</p> 	<p>71-23108-10 </p> <p>123 142 01 80</p> 	<p>71-21267-10 617 014 01 80</p> 	
--	--	--	--	--	--	---	---	--	---	--

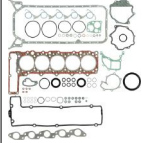
MERCEDES-BENZ															
2,8	M 130.933	87 kW (118 PS)			<p>01-23420-05 130 010 34 21 +130 010 97 08 +123 050 01 67</p>	<p>02-23420-04 130 010 34 21</p>			<p>61-23420-10 130 016 52 20 87,5 Ø</p>		<p>71-24069-00 123 016 00 21</p>	<p>12-21918-04 123 050 01 67</p> <p>6x</p> <p>70-20423-00 ES 000 053 19 58</p> <p>6x</p> <p>70-21918-10 AS 000 053 31 58</p>	<p>71-23108-10 </p> <p>123 142 01 80</p>	<p>71-21267-10 617 014 01 80</p>	<p>81-21023-30 K </p> <p>006 997 12 47 45x67 AB SL RD FPM</p> <p>71-19722-00 K </p> <p>001 997 12 41 78x84 Graphit</p>
2,9	M 103.982	132-138 kW (180-188 PS)	300 SL (107)	09/85-08/89	<p>01-26840-01 103 010 54 20 +103 010 45 08 +103 050 01 58 +103 016 04 21</p>	<p>02-26840-03 103 010 54 20</p>	<p>08-26569-02 103 010 45 08</p>		<p>61-26840-30 103 016 19 20 90,5 Ø 1,75 mm</p>	<p>14-32028-01 102 990 08 10 (14x)</p>	<p>71-26566-10 103 016 04 21</p>	<p>12-25227-04 103 050 01 58</p> <p>6x</p> <p>70-25227-10 ES 102 053 16 58</p> <p>6x</p> <p>70-25228-10 AS 102 053 03 58</p>	<p>71-26568-20 </p> <p>103 141 11 80</p> <p>71-26591-10 5x</p> <p>103 142 14 80</p> <p>71-26638-10 </p> <p>103 142 13 80</p>	<p>71-26569-30 103 014 04 22</p>	<p>81-26248-00 K </p> <p>120 997 03 46 45x67 A SL RD FPM</p> <p>81-26249-00 K </p> <p>017 997 74 47 93x114 A SL LD FPM</p> <p>81-15512-50 N</p> <p>018 997 79 47 30x40 A SL RD FPM</p>
2,9	OM 602.940 OM 602.942 OM 602.946 OM 602.947 OM 602.991	70-72 kW (95-98 PS)	G 290 D (461) T1 210 D (601) T1 310 D (602) T1/TN 410 D 290 GD (461)	10/88	<p>02-29245-01 602 010 67 20</p>	<p>08-26572-02 602 010 55 05</p>			<p>61-29245-30 602 016 46 20 90,5 Ø 1,7 mm</p> <p>61-29245-40 602 016 47 20 90,5 Ø 2 mm</p>	<p>14-32031-02 603 990 01 10 (5x) +603 990 02 10(11x) +603 990 03 10 (6x)</p>	<p>71-26574-10 602 016 03 21</p>	<p>12-27214-04 602 050 00 58</p> <p>5x</p> <p>70-27214-00 AS 000 053 35 58</p> <p>5x</p> <p>70-28424-10 ES 102 053 02 58</p>	<p>71-26571-20 </p> <p>602 141 08 80</p> <p>71-26611-00 </p> <p>602 142 00 80</p>	<p>71-26572-10 605 014 01 22</p> <p>71-34038-00 612 014 01 22</p>	<p>81-26248-10 K </p> <p>014 997 70 46 45x67 A SL RD PTFE</p> <p>81-26249-00 K </p> <p>017 997 74 47 93x114 A SL LD FPM</p>

MERCEDES-BENZ

Ltr.  2,9 OM 602.980  75 kW (102 PS)  SPRINTER 310 D (903)  01/97-12/99



01-29245-01
602 010 75 20
+602 010 55 05
+602 050 00 58
+602 016 02 21



02-29245-02
602 010 75 20



08-26572-02
602 010 55 05



08-26572-04





61-29245-30
602 016 46 20
90,5 Ø
1,7 mm

61-29245-40
602 016 47 20
90,5 Ø
2 mm




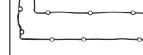
14-32031-02
603 990 01 10 (5x)
+603 990 02 10(11x)
+603 990 03 10 (6x)




71-26573-10 
602 016 02 21



71-26574-10 
602 016 03 21



12-27214-04
602 050 00 58




70-27214-00 AS
000 053 35 58



70-28424-10 ES
102 053 02 58



71-26571-20 
602 141 08 80



71-37131-00  5x
601 141 00 60




71-26611-00 
602 142 00 80



71-26572-10
605 014 01 22




71-34038-00
612 014 01 22



81-26248-10 
014 997 70 46
45x67
A SL RD PTFE

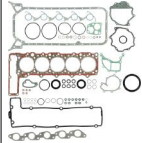


81-90002-00 
611 010 01 14



2,9 OM 602.980 75 kW (102 PS) SPRINTER 310 D (903) 01/97-04/00

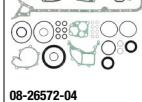
01-29245-01
602 010 75 20
+602 010 55 05
+602 050 00 58
+602 016 02 21



02-29245-02
602 010 75 20



08-26572-02
602 010 55 05

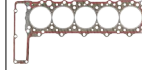


08-26572-04





61-29245-30
602 016 46 20
90,5 Ø
1,7 mm

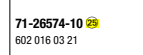
61-29245-40
602 016 47 20
90,5 Ø
2 mm



14-32031-02
603 990 01 10 (5x)
+603 990 02 10(11x)
+603 990 03 10 (6x)



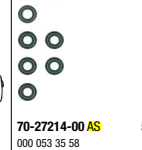
71-26573-10 
602 016 02 21



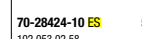
71-26574-10 
602 016 03 21



12-27214-04
602 050 00 58



70-27214-00 AS
000 053 35 58




70-28424-10 ES
102 053 02 58



71-26571-20 
602 141 08 80



71-37131-00  5x
601 141 00 60



71-26611-00 
602 142 00 80



71-26572-10
605 014 01 22




71-34038-00
612 014 01 22




81-26248-10 
014 997 70 46
45x67
A SL RD PTFE



81-26249-00 
017 997 74 47
93x114
A SL LD FPM

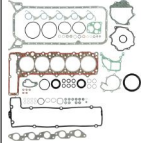


81-90002-00 
611 010 01 14



2,9 OM 602.980 75-90 kW (102-122 PS) SPRINTER 210 D (901) SPRINTER 212 D (901) SPRINTER 310 D (903) SPRINTER 312 D (903) SPRINTER 410 D (904) SPRINTER 412 D (904) SPRINTER 414 D (904) 02/95-05/06

01-29245-01
602 010 75 20
+602 010 55 05
+602 050 00 58
+602 016 02 21



02-29245-02
602 010 75 20



08-26572-02
602 010 55 05

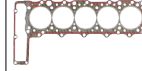


08-26572-04





61-29245-30
602 016 46 20
90,5 Ø
1,7 mm

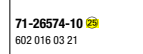
61-29245-40
602 016 47 20
90,5 Ø
2 mm




14-32031-02
603 990 01 10 (5x)
+603 990 02 10(11x)
+603 990 03 10 (6x)



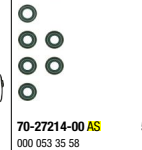
71-26573-10 
602 016 02 21



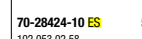
71-26574-10 
602 016 03 21



12-27214-04
602 050 00 58




70-27214-00 AS
000 053 35 58



70-28424-10 ES
102 053 02 58



71-26571-20 
602 141 08 80



71-37131-00  5x
601 141 00 60



71-26611-00 
602 142 00 80



71-26572-10
605 014 01 22



71-34038-00
612 014 01 22



81-26248-10 
014 997 70 46
45x67
A SL RD PTFE












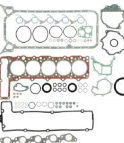
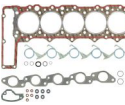




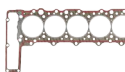





















81-90002-00 
611 010 01 14

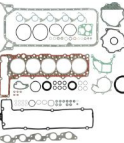
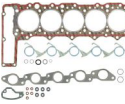




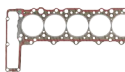

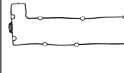









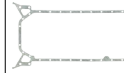









MERCEDES-BENZ

Ltr.  2,9 OM 602.982 95 kW (129 PS)  E 290 TD (210)  03/96-07/99


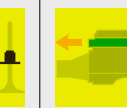

										
<p>01-29245-01 602 010 75 20 +602 010 55 05 +602 050 00 58 +602 016 02 21</p> 	<p>02-29245-02 602 010 75 20</p> 	<p>08-26572-02 602 010 55 05</p>  <p>08-26572-04</p> 	<p>04-10063-01 </p> 	<p>61-29245-30 602 016 46 20 90,5 Ø 1,7 mm</p> <p>61-29245-40 602 016 47 20 90,5 Ø 2 mm</p> 	<p>14-32031-02 603 990 01 10 (5x) +603 990 02 10(11x) +603 990 03 10 (6x)</p> 	<p>71-26573-10 602 016 02 21</p> 	<p>12-27214-04 602 050 00 58</p>  <p>70-27214-00 AS 5x 000 053 35 58</p>  <p>70-28424-10 ES 5x 102 053 02 58</p> 	<p>71-26571-20 </p> <p>602 141 08 80</p>  <p>71-37131-00  5x 601 141 00 60</p>  <p>71-26611-00  602 142 00 80</p> 	<p>71-26572-10 605 014 01 22</p>  <p>71-34038-00 612 014 01 22</p> 	<p>81-26248-10  014 997 70 46 45x67 A SL RD PTFE</p>  <p>81-26249-00  017 997 74 47 93x114 A SL LD FPM</p>  <p>81-90002-00  611 010 01 14</p> 

2,9 OM 602.983 88 kW (120 PS) G 290 TD (461) 07/97

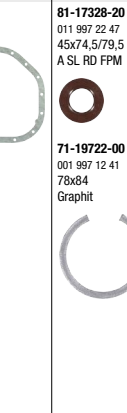
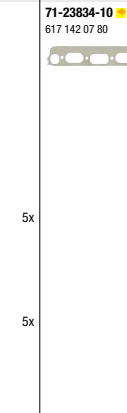

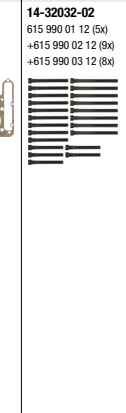

<p>01-29245-01 602 010 75 20 +602 010 55 05 +602 050 00 58 +602 016 02 21</p> 	<p>02-29245-02 602 010 75 20</p> 	<p>08-26572-02 602 010 55 05</p>  <p>08-26572-04</p> 	<p>04-10063-01 </p> 	<p>61-29245-30 602 016 46 20 90,5 Ø 1,7 mm</p> <p>61-29245-40 602 016 47 20 90,5 Ø 2 mm</p> 	<p>14-32031-02 603 990 01 10 (5x) +603 990 02 10(11x) +603 990 03 10 (6x)</p> 	<p>71-26573-10 602 016 02 21</p> 	<p>12-27214-04 602 050 00 58</p>  <p>70-27214-00 AS 5x 000 053 35 58</p>  <p>70-28424-10 ES 5x 102 053 02 58</p> 	<p>71-26571-20 </p> <p>602 141 08 80</p>  <p>71-37131-00  5x 601 141 00 60</p>  <p>71-26611-00  602 142 00 80</p> 	<p>71-26572-10 605 014 01 22</p>  <p>71-34038-00 612 014 01 22</p> 	<p>81-26248-10  014 997 70 46 45x67 A SL RD PTFE</p>  <p>81-26249-00  017 997 74 47 93x114 A SL LD FPM</p>  <p>81-90002-00  611 010 01 14</p> 
--	---	--	---	---	--	---	---	---	--	--

MERCEDES-BENZ





Ltr. 2,9 OM 617.952 92 kW (125 PS) 300 CTD (123) 300 TD (123) 10/80-11/85 1



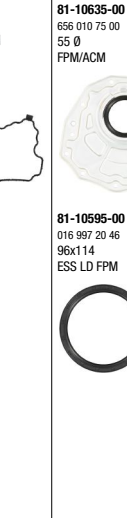



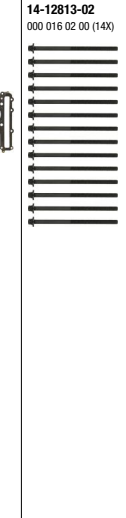


2,9 OM 617.952 92 kW (125 PS) 300 CTD (123) 300 TD (123) 10/80-11/85






























2,9 OM 656.929 183-250 kW (249-340 PS) CLS 350 d (257) CLS 400 d (257) G 350 d (463) G 350 (463) G 400 d (463) GLE 350 d (167) GLE 350 (167) GLE 400 d (167) GLS 350 d (167) GLS 400 d (167) S 350 d (223) S 400 d (223) 12/17 **[NEW]**



2,9 OM 656.929 183-250 kW (249-340 PS) E 400 d (213) E 400 d (238) GLC 400 d (253) GLE 350 d (167) S 350 d (222) S 400 d (222) 05/17 **[NEW]**



MERCEDES-BENZ

<p>Ltr. </p>	<p>OM 656.929 210-250 kW (286-340 PS) CLS 350 d (257) E 350 d (213) E 350 d (238) E 400 d (213)</p> <p>08/18  [NEW]</p>											
<p>2,9 OM 656.929 250 kW (340 PS) S 400 d (222)</p> <p>07/17  [NEW]</p>					<p>61-10806-00 656 016 00 00 83,3 Ø 1,2 mm MLS</p> 	<p>14-12813-02 000 016 02 00 (14X)</p> 	<p>15-18189-01 656 016 21 00 +654 016 16 00 (3X) +656 016 04 00 +656 016 05 00</p>	<p>12-19304-01 656 051 17 00 (24X)</p>	<p>71-19184-00  656 141 04 00</p>  <p>71-11554-00  656 142 01 00</p> 	<p>70-31414-10 656 014 39 00</p>  <p>71-18213-00 656 014 36 00</p> 	<p>81-10635-00  656 010 75 00 55 Ø FPM/ACM</p>  <p>81-10595-00  016 997 20 46 96x114 ESS LD FPM</p> 	

MERCEDES-BENZ

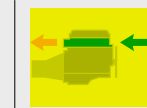
Ltr. 2,9 OM 904.908 100 kW (136 PS) VARIO 614 D (667) 09/96-12/11

<p>01-36110-01 906 010 14 05 +904 016 10 20 +904 141 02 80 (4x) +906 141 01 80 (2x) +906 142 02 80 (2x)</p>	<p>02-36110-01 </p> <p>904 010 45 21</p> <p>02-36110-02 </p> <p>904 010 80 20</p>	<p>08-36169-01 906 010 14 05</p>		<p>61-36110-40 904 016 13 20 103,5 Ø 1,25 mm</p> <p>61-36110-50 </p> <p>103,5 Ø 1,55 mm</p>	<p>14-32172-01 906 016 07 69 (10x)</p>	<p>15-36149-01 </p> <p>000 016 04 21 +000 016 00 40 (5x)</p> <p>15-36172-01 </p> <p>904 016 06 21 +906 016 00 80 (5x)</p>	<p>12-36154-01 906 053 01 58 (12x) 039739</p> <p>12-34914-01 906 053 03 58 (12x) 039740→</p> <p>70-36154-00 12x 906 053 01 58 039739</p> <p>70-34914-00 12x 039740→</p>	<p>71-36138-00 2x 906 141 04 80</p> <p>71-36168-00 4x 904 141 02 80</p> <p>71-36137-10 2x 926 142 00 80</p>	<p>71-36141-00 </p> <p>904 014 09 22</p> <p>71-36161-00 </p> <p>904 014 07 22</p>	<p>81-36198-00 </p> <p>022 997 76 47 78x104 AB SL RD PTFE</p> <p>81-36197-00 </p> <p>021 997 53 47 115x140 AB SL LD PTFE</p>
<p>3,0 M 103.980 125-140 kW (170-190 PS) E 300 (124) M 103.981 G 300 E (463) M 103.983 G 300 (463) M 103.984 SL 300 (129) M 103.985 300 CE (123) M 103.987 300 E (124) 300 E (124) 300 SE (126)</p>	<p>01-26840-01 103 010 54 20 +103 010 45 08 +103 050 01 58 +103 016 04 21</p>	<p>02-26840-03 103 010 54 20</p>	<p>08-26569-02 103 010 45 08</p>	<p>61-26840-30 103 016 19 20 90,5 Ø 1,75 mm</p>	<p>14-32028-01 102 990 08 10 (14x)</p>	<p>71-26566-10 103 016 04 21</p>	<p>12-25227-04 103 050 01 58</p> <p>70-25227-10 ES 6x 102 053 16 58</p> <p>70-25228-10 AS 6x 102 053 03 58</p>	<p>71-26568-20 </p> <p>103 141 11 80</p> <p>71-26591-10 5x 103 142 14 80</p> <p>71-26638-10 </p> <p>103 142 13 80</p>	<p>71-26569-30 103 014 04 22</p>	<p>81-26248-00 </p> <p>120 997 03 46 45x67 A SL RD FPM</p> <p>81-26249-00 </p> <p>017 997 74 47 93x114 A SL LD FPM</p> <p>81-15512-50 N</p> <p>018 997 79 47 30x40 A SL RD FPM</p>



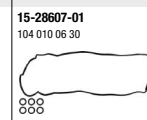

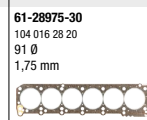
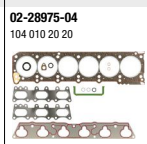
MERCEDES-BENZ

Ltr. 3,0 M 104.980 162-170 kW (220-231 PS) 300 CE 24 (124) 300 E 24 (124)

09/88-06/93



02-28975-04
104 010 20 20



08-28636-01
104 010 14 08

61-28975-30
104 016 28 20
91 Ø
1,75 mm

14-32029-01
104 990 00 12 (14x)

15-28607-01
104 010 06 30

12-28637-01
104 050 00 58
004091, 017952

71-28639-00
104 141 05 80

71-26232-20
606 014 00 22

81-26248-00
120 997 03 46
45x67
A SL RD FPM

71-31321-00 2x
104 142 07 80

81-26249-00
017 997 74 47
93x114
A SL LD FPM

12-28637-02
104 050 01 58
004092, 017953→
008997, 042363

81-15512-50
018 997 79 47
30x40
A SL RD FPM

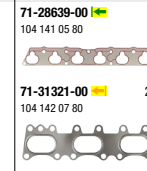

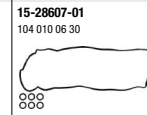



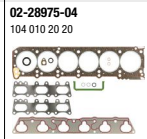

12-29491-02
104 050 02 58
008996, 042364→

MERCEDES-BENZ

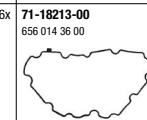
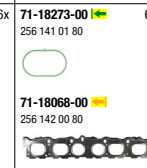


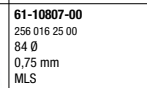
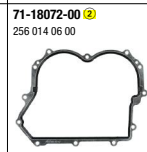


Ltr. 3,0 M 104.981 170 kW (231 PS) SL 300 (129) 03/89-07/93



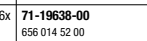



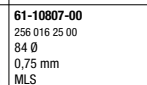
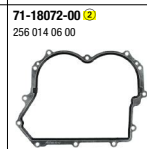


3,0 M 256.930 220-320 kW (299-435 PS) S 350 L EQ Boost (222) S 500 EQ Boost (222) 07/17







































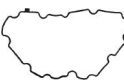





















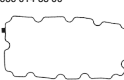







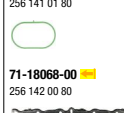


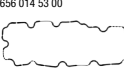
3,0 M 256.930 230-375 kW (313-510 PS) S 400 EQ Boost (223) S 450 EQ Boost (223) S 450 (223) S 580 e (223) 01/21



3,0 M 256.930 230-375 kW (313-510 PS) S 400 EQ Boost (223) S 450 EQ Boost (223) S 450 (223) S 580 e (223) 01/21



MERCEDES-BENZ

<p>Ltr. </p>													
<p>3,0 M 256.930 270 kW (367 PS) CLS 450 EQ Boost (257) E 450 (238) 01/19</p>	<p>02-11319-01</p>	<p>08-11319-01</p>	<p>71-18072-00  256 014 06 00</p> 	<p>61-10807-00 256 016 25 00 84 Ø 0,75 mm MLS</p> 	<p>14-19774-01 000 016 04 00(14X)</p> 	<p>70-31414-10</p> 	<p>12-11003-01 6x</p> 	<p>71-18273-00  256 141 01 80</p> 	<p>71-18068-00  256 142 00 80</p> 	<p>71-18218-00 656 014 39 00</p> 			
<p>3,0 M 256.930 270 kW (367 PS) S 450 EQ Boost (222) 07/17</p>	<p>02-11319-01</p>	<p>08-11319-01</p>	<p>71-18072-00  256 014 06 00</p> 	<p>61-10807-00 256 016 25 00 84 Ø 0,75 mm MLS</p> 	<p>14-19774-01 000 016 04 00(14X)</p> 	<p>70-31414-10</p> 	<p>12-11003-01 6x 000 053 07 00</p> 	<p>71-18273-00  256 141 01 80</p> 	<p>71-18068-00  256 142 00 80</p> 	<p>71-18195-00 656 014 37 00</p> 	<p>71-18213-00 656 014 36 00</p> 		
<p>3,0 M 256.930 270-320 kW (367-435 PS) AMG GT 43 EQ Boost (290) AMG GT 53 EQ Boost (290) CLS 450 EQ Boost (257) CLS 53 AMG EQ Boost (257) E 450 EQ Boost (213) E 450 EQ Boost (238) E 53 AMG EQ Boost (213) E 53 AMG EQ Boost (238) S 450 EQ Boost (222) S 500 L EQ Boost (222) S 500 L (222) 11/17</p>	<p>02-11319-01</p>	<p>08-11319-01</p>	<p>71-18072-00  256 014 06 00</p> 	<p>61-10807-00 256 016 25 00 84 Ø 0,75 mm MLS</p> 	<p>14-19774-01 000 016 04 00(14X)</p> 	<p>70-31414-10</p> 	<p>12-11003-01 6x 000 053 07 00</p> 	<p>71-18273-00  256 141 01 80</p> 	<p>71-18068-00  256 142 00 80</p> 	<p>71-18195-00 656 014 37 00</p> 			
<p>3,0 M 256.930 270-320 kW (367-435 PS) GLE 450 EQ Boost (167) GLE 53 AMG EQ Boost (167) GLS Maybach 480 EQ Boost (167) GLS 450 EQ Boost (167) 10/18</p>	<p>02-11319-01</p>	<p>08-11319-01</p>	<p>71-18072-00  256 014 06 00</p> 	<p>61-10807-00 256 016 25 00 84 Ø 0,75 mm MLS</p> 	<p>14-19774-01 000 016 04 00(14X)</p> 	<p>70-31414-10</p> 	<p>12-11003-01 6x 000 053 07 00</p> 	<p>71-18273-00  256 141 01 80</p> 	<p>71-18068-00  256 142 00 80</p> 	<p>71-19642-00 656 014 38 00</p> 			
<p>3,0 M 256.930 270-375 kW (367-510 PS) S 450 EQ Boost (223) S 450 (223) S 480 EQ Boost (223) S 500 EQ Boost (223) S 580 (223) 09/20</p>	<p>02-11319-01</p>	<p>08-11319-01</p>	<p>71-18072-00  256 014 06 00</p> 	<p>61-10807-00 256 016 25 00 84 Ø 0,75 mm MLS</p> 	<p>14-19774-01 000 016 04 00(14X)</p> 	<p>70-31414-10</p> 	<p>12-11003-01 6x 000 053 07 00</p> 	<p>71-18273-00  256 141 01 80</p> 	<p>71-18068-00  256 142 00 80</p> 	<p>71-19633-00 656 014 53 00</p> 			























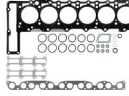
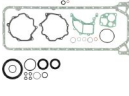


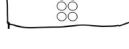













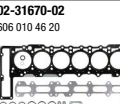


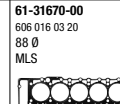
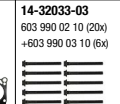
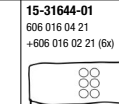
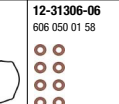
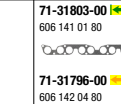

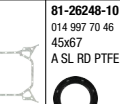
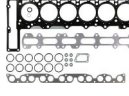





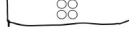
















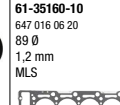
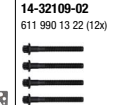
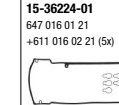
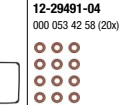

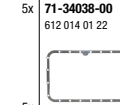
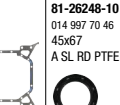
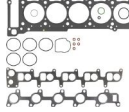



















MERCEDES-BENZ

Ltr.															
3,0	M 272.940 M 272.941 M 272.942 M 272.943 M 272.944 M 272.945 M 272.946 M 272.947 M 272.948 M 272.949 M 272.952	161-180 kW (219-245 PS)	C 280 (203) C 280 (204) C 300 (204) CLK 280 (209) CLS 280 (219) CLS 300 (219) E 280 (211) E 300 (212) GLK 280 (204) GLK 300 (204) ML 300 (164) R 280 (251) R 300 (251) S 280 (221) S 300 (221) SL 280 (230) SL 300 (230) SLK 280 (171) SLK 300 (171)	01/05-12/15											
				02-37100-01 L 	08-37718-01 			61-37100-00 L 272 016 08 20 89 Ø MLS 	14-32215-01 272 016 01 69 (8x) 	2x 70-31414-10 	12-31306-08 000 053 51 58 (12x) 	2x 71-35013-00 L 272 141 23 80 	70-31414-10 	81-26248-10 K 014 997 70 46 45x67 A SL RD PTFE 	
				02-37105-01 R 				61-37105-00 R 272 016 07 20 89 Ø MLS 							81-90026-10 K 272 010 08 14 FPM
3,0	M 276.820 M 276.821 M 276.822 M 276.823 M 276.824 M 276.825 M 276.826	200-350 kW (272-476 PS)	AMG C 43 (205) C 400 (202) C 400 (205) C 400 4-matic (205) C 43 AMG (205) C 45 AMG (205) C 450 AMG (205) CLS 320 (218) CLS 400 (218) E 320 (207) E 400 d (213) E 400 (207) E 400 (212) E 400 (213) E 400 (238) E 43 AMG (213) E 450 (213) E 450 (238) GL 400 (166) GL 450 (166) GLC 43 AMG (253) GLE 320 (166) GLE 320 (292) GLE 400 (166) GLE 400 (292) GLE 43 AMG (166) GLE 43 AMG (292) GLE 450 AMG (166) GLE 450 AMG (292) GLE 500 (166) GLS 320 (166) GLS 400 (166) GLS 450 (166) ML 320 (163) ML 400 (166) R 320 (251) R 400 (251) S 320 (222) S 350 L (222) S 400 Maybach Hybrid (221) S 400 (217) S 400 (222) S 450 Maybach (222) S 450 (217) S 450 (222) S 500 Hybrid (222) S 560 e (222) SL 400 (231) SLC 43 AMG (172)	01/13					61-10088-00 R 276 016 02 00 89,5 Ø 0,7 mm MLS 	14-32387-02 278 016 00 69 (8x) 	2x 70-31414-10 	12-31306-08 000 053 51 58 (12x) 	2x 71-10755-00 L 276 141 04 80 	6x 70-31414-10 	81-26248-10 K 014 997 70 46 45x67 A SL RD PTFE
				02-10088-01 	08-10020-01 			61-10089-00 L 276 016 01 00 89,5 Ø 0,7 mm MLS 							81-10449-00 K 276 010 00 07 96 Ø PTFE

MERCEDES-BENZ





















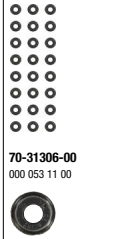





















Ltr.															
3,0	OM 603.912 OM 603.913 OM 603.931 OM 603.960 OM 603.961 OM 603.962 OM 603.963	80-110 kW (109-148 PS)	E 300 TD (124) G 300 D (463) 300 D (124) 300 TD (124) 300 TD(124)	12/84	01-27005-01 603 010 85 20 +603 010 67 05 +603 050 00 67 +603 016 02 21 	02-27005-06 603 010 85 20 	08-26232-02 603 010 67 05 		61-27005-40 603 016 34 20 88,5 Ø 1,75 mm 61-27005-50 603 016 35 20 88,5 Ø 2 mm 	14-32031-03 603 990 01 10 (6x) +603 990 02 10(13x) +603 990 03 10 (7x) 	71-26999-00 603 016 02 21 71-27001-00 603 016 03 21 	12-28424-03 603 050 00 67 71-27057-20 603 141 08 80 71-27058-00 603 142 00 80 70-27214-00 AS 6x 000 053 35 58 70-28424-10 ES 6x 102 053 02 58 	71-26232-20 606 014 00 22 	81-26248-10 K 014 997 70 46 45x67 A SL RD PTFE 81-26249-00 K 017 997 74 47 93x114 A SL LD FPM 	
3,0	OM 606.910	100 kW (136 PS)	E 300 D (124)	06/93-06/96		02-31670-01 606 010 13 20 	08-26232-03 606 010 13 05 		61-31670-00 606 016 03 20 88 Ø MLS 	14-32033-03 603 990 02 10 (20x) +603 990 03 10 (6x) 	15-31644-01 606 016 04 21 +606 016 02 21 (6x) 	12-31306-05 606 050 00 58 007549, 014563 12-31306-06 606 050 01 58 007550, 014564→ 	71-31803-00 606 141 01 80 71-31794-00 2x 606 142 03 80 	71-26232-20 606 014 00 22 	81-26248-10 K 014 997 70 46 45x67 A SL RD PTFE 81-26249-00 K 017 997 74 47 93x114 A SL LD FPM

MERCEDES-BENZ

Ltr.	OM 606.912	100 kW (136 PS)	E 300 D (210)	06/95-06/97											
3,0	OM 606.912	100 kW (136 PS)	E 300 D (210)	06/95-06/97											
						<p>02-31670-01 606 010 13 20</p> 	<p>08-26232-03 606 010 13 05</p> 		<p>61-31670-00 606 016 03 20 88 Ø MLS</p> 	<p>14-32033-03 603 990 02 10 (20x) +603 990 03 10 (6x)</p> 	<p>15-31644-01 606 016 04 21 +606 016 02 21 (6x)</p> 	<p>12-31306-06 606 050 01 58</p>  <p>70-29491-00 AS 12x 000 053 42 58</p>  <p>70-31306-00 ES 12x 000 053 11 00</p> 	<p>71-31803-00  606 141 01 80</p>  <p>71-31794-00  2x 606 142 03 80</p> 	<p>71-26232-20 606 014 00 22</p> 	<p>81-26248-10  014 997 70 46 45x67 A SL RD PTFE</p>  <p>81-26249-00  017 997 74 47 93x114 A SL LD FPM</p> 
3,0	OM 606.961 OM 606.962 OM 606.964	130 kW (177 PS)	E 300 TD (210) G 300 TD (463) S 300 TD (140)	05/96-07/00											
						<p>02-31670-02 606 010 46 20</p> 	<p>08-26232-03 606 010 13 05</p> 	<p>04-10220-01 </p> 	<p>61-31670-00 606 016 03 20 88 Ø MLS</p> 	<p>14-32033-03 603 990 02 10 (20x) +603 990 03 10 (6x)</p> 	<p>15-31644-01 606 016 04 21 +606 016 02 21 (6x)</p> 	<p>12-31306-06 606 050 01 58</p>  <p>70-29491-00 AS 12x 000 053 42 58</p>  <p>70-31306-00 ES 12x 000 053 11 00</p> 	<p>71-31803-00  606 141 01 80</p>  <p>71-31796-00  606 142 04 80</p> 	<p>71-26232-20 606 014 00 22</p> 	<p>81-26248-10  014 997 70 46 45x67 A SL RD PTFE</p>  <p>81-26249-00  017 997 74 47 93x114 A SL LD FPM</p> 
3,0	OM 612.990	170 kW (231 PS)	C 30 CDI AMG (203)	09/02-05/08											
						<p>02-35160-01 612 010 18 20</p> 	<p>08-34038-01 612 010 14 05</p> 	<p>04-10044-01 </p> 	<p>61-35160-10 647 016 06 20 89 Ø 1,2 mm MLS</p> 	<p>14-32109-02 611 990 13 22 (12x)</p> 	<p>15-36224-01 647 016 01 21 +611 016 02 21 (5x)</p> 	<p>12-29491-04 000 053 42 58 (20x)</p>  <p>70-29491-00 20x 000 053 42 58</p> 	<p>71-34473-00  5x 611 094 00 80</p>  <p>71-35216-00  5x 612 141 01 80</p>  <p>71-35300-00  612 142 03 80</p> 	<p>71-34038-00 612 014 01 22</p> 	<p>81-26248-10  014 997 70 46 45x67 A SL RD PTFE</p>  <p>81-90002-00  611 010 01 14</p> 

MERCEDES-BENZ													
Ltr.													
3,0 OM 617.910 OM 617.919 OM 617.931 OM 617.932	39-65 kW (53-88 PS) G 300 D (460) G 300 (460) 240 D (115)	08/74	01-24125-03 617 010 87 20 +617 010 11 05 +617 050 01 67	02-24125-05 617 010 87 20 +617 016 01 80 +617 050 01 67	08-21407-10 617 010 11 05		61-24125-40 617 016 08 20 92 Ø 1,75 mm	14-32032-02 615 990 01 12 (5x) +615 990 02 12 (9x) +615 990 03 12 (8x)	71-23796-00 617 016 01 80	12-20315-04 617 050 01 67	71-23834-10 617 142 07 80	71-21407-10 616 014 01 22	81-17328-20 K 011 997 22 47 45x74,5/79,5 A SL RD FPM 71-19722-00 K 001 997 12 41 78x84 Graphit
3,0 OM 617.950 OM 617.951	85-92 kW (116-125 PS)			02-24125-06 617 010 88 20	08-21267-09 617 010 12 05		61-24125-40 617 016 08 20 92 Ø 1,75 mm	14-32032-02 615 990 01 12 (5x) +615 990 02 12 (9x) +615 990 03 12 (8x)	71-23796-00 617 016 01 80	12-20315-05 617 050 00 67	71-23834-10 617 142 07 80	71-21267-10 617 014 01 80	81-17328-20 K 011 997 22 47 45x74,5/79,5 A SL RD FPM 71-19722-00 K 001 997 12 41 78x84 Graphit
3,0 OM 617.952	92 kW (125 PS) 300 TD (123)	08/81-07/85		02-24125-06 617 010 88 20	08-21267-09 617 010 12 05	04-10096-01	61-24125-40 617 016 08 20 92 Ø 1,75 mm	14-32032-02 615 990 01 12 (5x) +615 990 02 12 (9x) +615 990 03 12 (8x)	71-23796-00 617 016 01 80	12-20315-05 617 050 00 67	71-23834-10 617 142 07 80	71-21267-10 617 014 01 80	81-17328-20 K 011 997 22 47 45x74,5/79,5 A SL RD FPM 71-19722-00 K 001 997 12 41 78x84 Graphit




MERCEDES-BENZ

Ltr.													
3,0	OM 642.820 OM 642.884 OM 642.960	135-170 kW (184-231 PS)	C 320 CDI (204) C 350 CDI (204) G 280 CDI (461) G 350 CDI (461) GL 350 BlueTEC / d (164) GLK 320 CDI (204) ML 300 CDI (164) ML 350 CDI (164)	01/07		 	 				 		  
3,0	OM 642.820 OM 642.822 OM 642.824 OM 642.830 OM 642.832 OM 642.836 OM 642.850 OM 642.856 OM 642.870 OM 642.887 OM 642.930 OM 642.932 OM 642.960 OM 642.961	140-195 kW (190-265 PS)	C 300 CDI (204) C 350 CDI (204) E 250 CDI (207) E 300 BlueTEC / d (212) E 300 CDI (212) E 350 BlueTEC (212) E 350 CDI (207) E 350 CDI (212) G 350 d (463) GL 350 CDI (164) GLE 350 d (292) GLK 350 CDI (204) ML 320 CDI (164) R 280 CDI (251) R 300 CDI (251) R 320 CDI (251) R 350 CDI (251) S 320 CDI (221) S 350 CDI (221)	07/05		 	 				 		   

MERCEDES-BENZ

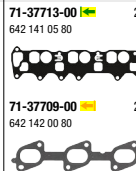
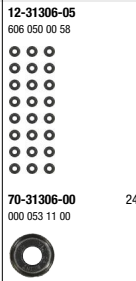
Ltr.																
3,0	OM 642.826 OM 642.834 OM 642.835 OM 642.838 OM 642.852 OM 642.853 OM 642.854 OM 642.855 OM 642.858 OM 642.861 OM 642.862 OM 642.868 OM 642.872 OM 642.873 OM 642.886	140-195 kW (190-265 PS)	C 350 CDI (204) CLS 350 BlueTEC / d (218) CLS 350 CDI (218) CLS 350 d (218) E 300 BlueTEC / d (212) E 350 BlueTEC / d (207) E 350 BlueTEC (207) E 350 BlueTEC (212) E 350 CDI (207) E 350 CDI (212) E 350 d (213) E 350 d (238) G 350 CDI (463) GL 350 BlueTEC / d (166) GLC 350 d (253) GLE 350 d (166) GLE 350 d (292) GLK 350 CDI (204) GLS 350 d (166) ML 350 BlueTEC (166) ML 350 CDI (166) R 280 CDI (251) R 300 CDI (251) R 350 CDI (251) S 350 BlueTEC (221) S 350 BlueTEC (222)	05/06		02-37955-01 	08-37726-01 		61-37955-00 R 642 016 12 00 MLS 	14-12623-01 003 990 25 22 (16x) 	70-31414-10 	12-31306-05 606 050 00 58 	71-37713-00 2x 642 141 05 80 71-37709-00 2x 642 142 00 80 	70-31414-10 	81-26248-10 014 997 70 46 45x67 A SL RD PTFE 81-10393-00 642 010 02 14 SP LD PTFE 81-37439-00 112 997 00 46 93x114 AB LD PTFE 	
3,0	OM 642.867	185-190 kW (252-258 PS)	S 350 BlueTEC (222)	02/14-05/17		02-37955-01 	08-37726-01 		61-37955-00 R 642 016 12 00 MLS 	14-12623-01 003 990 25 22 (16x) 	70-31414-10 	12-31306-05 606 050 00 58 	71-37713-00 2x 642 141 05 80 71-37709-00 2x 642 142 00 80 	70-31306-10 24x 	70-31414-10 	81-26248-10 014 997 70 46 45x67 A SL RD PTFE 81-10393-00 642 010 02 14 SP LD PTFE 81-37439-00 112 997 00 46 93x114 AB LD PTFE

MERCEDES-BENZ

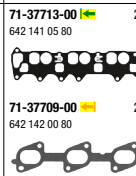
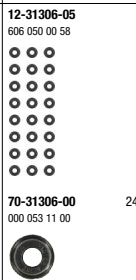
Ltr.  3,0 OM 642.889 190 kW (258 PS) X 350 d (470)  07/18-05/20 



3,0 OM 642.889 190 kW (258 PS) X 350 d (470) 07/18-05/20





3,0 OM 642.890 135-200 kW (184-272 PS) CLS 350 CDI (219) 03/06
 OM 642.896 E 300 BlueTEC (211)
 OM 642.898 G 320 CDI (463)
 OM 642.899 G 350 CDI (463)
 OM 642.920 GL 320 CDI (164)
 OM 642.940 GL 350 CDI (164)
 OM 642.950 ML 300 CDI (164)
 OM 642.970 ML 350 CDI (164)
 OM 642.986 R 300 CDI (251)
 OM 642.990 R 350 CDI (251)
 OM 642.992 SPRINTER 218 CDI (906)
 OM 642.993 SPRINTER 219 BlueTEC / d (906)
 SPRINTER 2500 CDI (907)
 SPRINTER 318 CDI (906)
 SPRINTER 319 BlueTEC / d (906)
 SPRINTER 319 CDI (907)
 SPRINTER 3500 CDI (907)
 SPRINTER 418 CDI (906)
 SPRINTER 419 CDI (906)
 SPRINTER 419 CDI (907)
 SPRINTER 4500 CDI (907)
 SPRINTER 518 CDI (906)
 SPRINTER 519 BlueTEC / d (906)
 SPRINTER 519 CDI (906)
 SPRINTER 519 CDI (907)
 VIANO 3.0 CDI (639)
 VITO 120 CDI (639)
 VITO 122 CDI (639)
 218 CDI (906)
 419 CDI (907)

































MERCEDES-BENZ





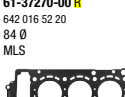



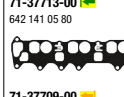





















Ltr.																
3,0	OM 642.910 OM 642.920 OM 642.921 OM 642.940 OM 642.950	140-165 kW (190-224 PS)	C 320 CDI (203) CLK 320 CDI (209) CLS 320 CDI (219) E 280 CDI (211) E 320 CDI (211) ML 280 CDI (164) ML 320 CDI (164) R 280 CDI (251) R 320 CDI (251) R 350 CDI (251)	01/05-12/14		 02-37270-03 1 → 06/06	 08-37276-01 1 → 06/06 08-37276-02 1 → 07/06 →		 61-37270-00 R 642 016 52 20 84 Ø MLS 61-37275-00 L 61-37275-00 L 642 016 51 20 84 Ø MLS	 14-12623-01 003 990 25 22 (16x)	 70-31414-10	 12-31306-05 606 050 00 58 70-31306-00 70-31306-00 000 053 11 00	 71-37713-00 642 141 05 80 71-37709-00 71-37709-00 642 142 00 80	2x 2x 24x	 70-31414-10	 81-26248-10 014 997 70 46 45x67 A SL RD PTFE 81-10393-00 81-10393-00 642 010 02 14 SP LD PTFE 81-37439-00 81-37439-00 112 997 00 46 93x114 AB LD PTFE
3,0	OM 642.920	155 kW (211 PS)	E 320 CDI (211)	11/07-07/09		 08-37726-02		 61-37270-00 R 642 016 52 20 84 Ø MLS 61-37275-00 L 61-37275-00 L 642 016 51 20 84 Ø MLS	 14-12623-01 003 990 25 22 (16x)	 70-31414-10	 12-31306-05 606 050 00 58 70-31306-00 70-31306-00 000 053 11 00	 71-37713-00 642 141 05 80 71-37709-00 71-37709-00 642 142 00 80	2x 2x 24x	 70-31414-10	 81-26248-10 014 997 70 46 45x67 A SL RD PTFE 81-10393-00 81-10393-00 642 010 02 14 SP LD PTFE 81-37439-00 81-37439-00 112 997 00 46 93x114 AB LD PTFE	

MERCEDES-BENZ



Ltr.  3,0 OM 642.930 155 kW (211 PS) S 350 CDI (221)  06/09-12/13

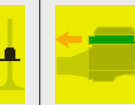
										
	<p>02-37270-03</p> 	<p>08-37726-01</p>  <p>08-37726-02</p> 		<p>61-37270-00 R</p> <p>642 016 52 20 84 Ø MLS</p>  <p>61-37275-00 L</p> <p>642 016 51 20 84 Ø MLS</p> 		<p>70-31414-10</p> 	<p>12-31306-05</p> <p>606 050 00 58</p>  <p>70-31306-00 24x</p> <p>000 053 11 00</p> 	<p>71-37713-00  2x</p> <p>642 141 05 80</p>  <p>71-37709-00  2x</p> <p>642 142 00 80</p> 	<p>70-31414-10</p> 	<p>81-26248-10 </p> <p>014 997 70 46 45x67 A SL RD PTFE</p>  <p>81-10393-00 </p> <p>642 010 02 14 SP LD PTFE</p>  <p>81-37439-00 </p> <p>112 997 00 46 93x114 AB LD PTFE</p> 

3,0 OM 642.932 135-173 kW (184-235 PS) G 280 (461) 05/07-07/13
OM 642.975 S 350 CDI (221)


										
	<p>02-37270-03</p> 	<p>08-37726-02</p> 		<p>61-37270-00 R</p> <p>642 016 52 20 84 Ø MLS</p>  <p>61-37275-00 L</p> <p>642 016 51 20 84 Ø MLS</p> 	<p>14-12623-01</p> <p>003 990 25 22 (16x)</p> 	<p>70-31414-10</p> 	<p>12-31306-05</p> <p>606 050 00 58</p>  <p>70-31306-00 24x</p> <p>000 053 11 00</p> 	<p>71-37713-00  2x</p> <p>642 141 05 80</p>  <p>71-37709-00  2x</p> <p>642 142 00 80</p> 	<p>70-31414-10</p> 	<p>81-26248-10 </p> <p>014 997 70 46 45x67 A SL RD PTFE</p>  <p>81-10393-00 </p> <p>642 010 02 14 SP LD PTFE</p>  <p>81-37439-00 </p> <p>112 997 00 46 93x114 AB LD PTFE</p> 

MERCEDES-BENZ

Ltr.  3,0 OM 642.932 155 kW (211 PS)  S 320 CDI (221)  10/05-12/13



02-37270-03




08-37726-01
 06/06




08-37726-02
 07/06→



61-37270-00 R
 642 016 52 20
 84 Ø
 MLS



61-37275-00 L
 642 016 51 20
 84 Ø
 MLS



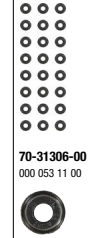
14-12623-01
 003 990 25 22 (16x)




70-31414-10





12-31306-05
 606 050 00 58





70-31306-00 24x
 000 053 11 00



71-37713-00  2x
 642 141 05 80



71-37709-00  2x
 642 142 00 80



70-31414-10



81-26248-10  K↔
 014 997 70 46
 45x67
 A SL RD PTFE



81-10393-00  K↔
 642 010 02 14
 SP LD PTFE



81-37439-00  K↔
 112 997 00 46
 93x114
 AB LD PTFE




3,0 OM 642.975 135 kW (184 PS) G 280 CDI (461) 04/09


02-37270-03



61-37270-00 R
 642 016 52 20
 84 Ø
 MLS



61-37275-00 L
 642 016 51 20
 84 Ø
 MLS




14-12623-01
 003 990 25 22 (16x)




70-31414-10





12-31306-05
 606 050 00 58





70-31306-00 24x
 000 053 11 00



71-37713-00  2x
 642 141 05 80



71-37709-00  2x
 642 142 00 80



70-31414-10



81-26248-10  K↔
 014 997 70 46
 45x67
 A SL RD PTFE




































81-10393-00  K↔
 642 010 02 14
 SP LD PTFE






81-37439-00  K↔
 112 997 00 46
 93x114
 AB LD PTFE



MERCEDES-BENZ

<p>Ltr.  3,0 OM 656.929 210 kW (286 PS) S 350 d (222) 07/17  [NEW]</p>		 <p>02-10806-02</p>	 <p>08-10169-01</p> 		 <p>61-10806-00 656 016 00 00 83,3 Ø 1,2 mm MLS</p> 	 <p>14-12813-02 000 016 02 00 (14x)</p> 	 <p>15-18189-01 656 016 21 00 +654 016 16 00 (3X) +656 016 04 00 +656 016 05 00</p>	 <p>12-19304-01 656 051 17 00 (24x)</p>	 <p>71-19184-00  656 141 04 00</p>  <p>71-11554-00  656 142 01 00</p> 	 <p>70-31414-10</p> 	 <p>81-10635-00  656 010 75 00 55 Ø FPM/ACM</p>  <p>81-10595-00  016 997 20 46 96x114 ESS LD FPM</p> 
<p>3,0 256.830 280-330 kW (381-449 PS) S 450 (223) 09/22  [NEW] S 500 (223)</p>							<p>70-31414-10</p> 	<p>12-39356-02 254 053 48 00</p> <p>4x</p>	<p>71-18068-00  256 142 00 80</p> 		<p>81-10595-00  016 997 20 46 96x114 ESS LD FPM</p>  <p>81-10635-00  656 010 75 00 55 Ø FPM/ACM</p> 

MERCEDES-BENZ

Ltr.  3,2 M 104.990 162 kW (220 PS)  S 320 (140)  10/95-08/98




01-28975-01   

104 010 36 20
+104 010 14 08
+104 010 06 30
+104 050 01 58
 001566, 042686



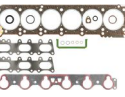
01-28975-03   

104 010 36 20
+104 010 14 08
+104 010 06 30
+104 050 02 58
 001567, 042687→

02-28975-01


104 010 36 20




08-28636-01



104 010 14 08






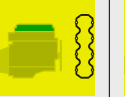
61-28975-30

104 016 28 20
91 Ø
1,75 mm



14-32029-01

104 990 00 12 (14x)





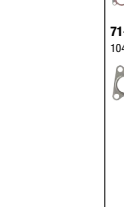
15-28607-01

104 010 06 30






12-28637-02

104 050 01 58
 001566, 042686





12-29491-02

104 050 02 58
 001567, 042687→





70-28637-00 ES 12x

104 053 02 58
 001566, 042686






70-29491-00 AS 12x


000 053 42 58
 001566, 042686



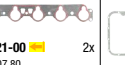
70-29491-00 AS ES 24x


000 053 42 58
 001567, 042687→



71-29493-00 

104 141 09 80




71-31321-00  2x

104 142 07 80

71-26232-20

606 014 00 22




81-26248-00 

120 997 03 46
45x67
A SL RD FPM



81-26249-00 

017 997 74 47
93x114
A SL LD FPM

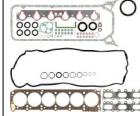


MERCEDES-BENZ

Ltr. 3,2 M 104.990 170 kW (231 PS) 300 SE (140) 03/91-10/98



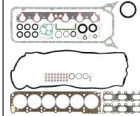
01-28975-01
 104 010 36 20
 +104 010 14 08
 +104 010 06 30
 +104 050 01 58
 001566



01-28975-01
 104 010 36 20
 +104 010 14 08
 +104 010 06 30
 +104 050 01 58
 042686



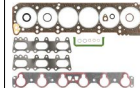
01-28975-03
 104 010 36 20
 +104 010 14 08
 +104 010 06 30
 +104 050 02 58
 001567 →



01-28975-03
 104 010 36 20
 +104 010 14 08
 +104 010 06 30
 +104 050 02 58
 042687 →



02-28975-01
 104 010 36 20




08-28636-01
 104 010 14 08



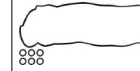
61-28975-30
 104 016 28 20
 91 Ø
 1,75 mm




14-32029-01
 104 990 00 12 (14x)




15-28607-01
 104 010 06 30



12-28637-02
 104 050 01 58
 001566, 042686



12-29491-02
 104 050 02 58
 001567, 042687 →



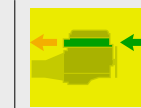
70-28637-00 12x
 104 053 02 58
 001566, 042686




70-29491-00 12x
 000 053 42 58
 001566, 042686



70-29491-00 24x
 000 053 42 58
 001567, 042687 →



71-29483-00
 104 141 09 80



71-31321-00 2x
 104 142 07 80



71-26232-20
 606 014 00 22



81-26248-00
 120 997 03 46
 45x67
 A SL RD FPM

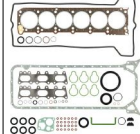


81-26249-00
 017 997 74 47
 93x114
 A SL LD FPM



3,2 M 104.991 155-170 kW (211-231 PS) E 320 (124) 03/91-10/01
 M 104.992 E 320 (210)
 M 104.994 G 320 (463)
 M 104.995 SL 320 (129)
 M 104.996 300 SE (140)
 320 CE (124)
 320 E (124)

01-28975-02
 104 010 37 20
 +104 010 14 08
 +104 010 21 30
 +104 010 02 58



02-28975-02
 104 010 37 20




08-28636-01
 104 010 14 08



61-28975-30
 104 016 28 20
 91 Ø
 1,75 mm



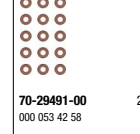
14-32029-01
 104 990 00 12 (14x)



15-29497-01
 104 010 21 30



12-29491-02
 104 050 02 58



70-29491-00 24x
 000 053 42 58



71-29486-00 6x
 104 141 10 80



71-31321-00 2x
 104 142 07 80



71-26232-20
 606 014 00 22



81-26248-00
 120 997 03 46
 45x67
 A SL RD FPM














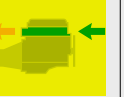


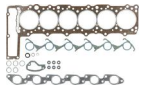
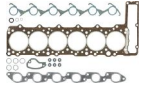
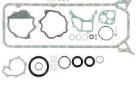
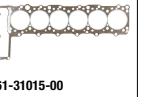
















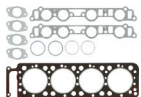
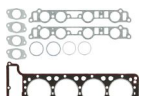



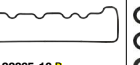
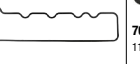


















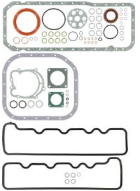


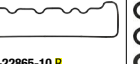
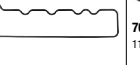




















81-26249-00
 017 997 74 47
 93x114
 A SL LD FPM



MERCEDES-BENZ

Ltr.																			
3,2	M 112.940 M 112.941 M 112.942 M 112.943 M 112.944 M 112.945 M 112.946 M 112.947 M 112.949 M 112.951 M 112.953 M 112.954 M 112.955 112.946	140-165 kW (190-224 PS)	C 320 (203) CLK 320 (208) CLK 320 (209) E 320 (210) E 320 (211) G 320 (463) ML 320 (163) S 320 (220) SL 320 (129) SLK 320 (170) VIANO 3.0 (639) VIANO 3.2 (639) VITO 119 (639) VITO 122 (639)	12/96															
					02-31260-01 L 112 016 03 20 92 Ø 0,65 mm MLS	08-37221-01 			61-31260-00 L 112 016 03 20 92 Ø 0,65 mm MLS	14-32106-01 112 990 03 12 (8x)	2x	71-34107-00 L 112 016 02 21	12-29491-03 000 053 41 58 (9x)	2x	71-31363-00 L 112 141 20 80	2x	70-31414-10 	81-26248-10 K 014 997 70 46 45x67 A SL RD PTFE	
					02-31265-01 R 			61-31265-00 R 112 016 04 20 92 Ø 0,65 mm				71-34108-00 R 112 016 03 21		70-29491-00 000 053 42 58	18x	71-31208-00 112 142 01 80	6x		81-26249-10 K 112 997 02 46 93x114 A SL LD PTFE ACM
3,2	M 112.960 M 112.961	260 kW (354 PS)	C 32 AMG (203) SLK 32 AMG (170)	02/01-05/08				08-37221-01 	61-31260-00 L 112 016 03 20 92 Ø 0,65 mm MLS	14-32106-01 112 990 03 12 (8x)	2x	71-34107-00 L 112 016 02 21	12-29491-01 612 050 00 58 (4x)	2x	71-31208-00 112 142 01 80	6x	70-31414-10 	81-26248-10 K 014 997 70 46 45x67 A SL RD PTFE	
									61-31265-00 R 112 016 04 20 92 Ø 0,65 mm			71-34108-00 R 112 016 03 21		70-29491-00 000 053 42 58	18x			81-26249-10 K 112 997 02 46 93x114 A SL LD PTFE ACM	
3,2	OM 613.960 OM 613.961	145 kW (197 PS)	E 320 CDI (210) S 320 CDI (220)	07/99-03/03				02-35165-01 613 010 11 20	08-34041-01 613 010 05 05	04-10044-01 	61-35165-00 648 016 03 20 89 Ø 1,2 mm MLS	14-32109-03 611 990 13 22 (14x)	15-36226-01 613 016 01 21 +611 016 02 21 (6x) +611 016 02 21 (6x)	12-29491-02 104 050 02 58	24x	71-35217-00 L 613 141 01 80	71-34041-00 613 014 01 22	81-26248-10 K 014 997 70 46 45x67 A SL RD PTFE	
														70-29491-00 000 053 42 58		71-35305-00 613 142 04 80		81-90002-00 K 611 010 01 14	
3,2	OM 648.960 OM 648.961	130-150 kW (177-204 PS)	E 280 CDI (211) E 320 CDI (211) S 320 CDI (220)	09/02-07/09				02-35165-01 613 010 11 20	08-34041-01 613 010 05 05	04-10044-01 	61-35165-00 648 016 03 20 89 Ø 1,2 mm MLS	14-32109-03 611 990 13 22 (14x)	15-36226-01 613 016 01 21 +611 016 02 21 (6x) → 30063210	12-29491-02 104 050 02 58	24x	71-35217-00 L 613 141 01 80	71-34041-00 613 014 01 22	81-26248-10 K 014 997 70 46 45x67 A SL RD PTFE	
														70-29491-00 000 053 42 58		71-35305-00 613 142 04 80		81-90002-00 K 611 010 01 14	

MERCEDES-BENZ


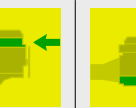
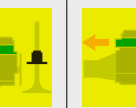
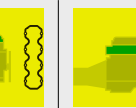
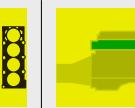

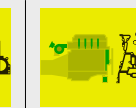
<p>Ltr.   </p>											
<p>3,4 OM 603.970 100-110 kW (136-150 PS) G 350 TD (463) 09/91 OM 603.971 S 350 TD (140) OM 603.972</p>	<p>02-37150-01 603 010 57 20 → 002834</p>  <p>02-31015-01 603 010 86 20 → 002835→</p> 	<p>08-26232-02 603 010 67 05</p> 		<p>61-37150-00 603 016 26 20 → 002834</p>  <p>61-31015-00 603 016 37 20 90 Ø 1,74 mm → 002835→</p> 	<p>14-32031-03 603 990 01 10 (6x) +603 990 02 10(13x) +603 990 03 10 (7x)</p> 	<p>71-26999-00 603 016 02 21</p> 	<p>12-28424-03 603 050 00 67</p>  <p>70-27214-00 AS 6x 000 053 35 58</p>  <p>70-28424-10 ES 6x 102 053 02 58</p> 	<p>71-27057-20   603 141 08 80</p>  <p>71-27058-00  603 142 00 80</p> 	<p>71-26232-20 606 014 00 22</p> 	<p>81-26248-10  014 997 70 46 45x67 A SL RD PTFE</p>  <p>81-26249-00  017 997 74 47 93x114 A SL LD FPM</p> 	
<p>3,5 M 116.980 132-147 kW (180-200 PS) 280 SE (108) 04/68 M 116.981 280 SE (111) M 116.982 300 SEL (109) M 116.983 350 SE (116) M 116.990 350 SL (107) M 116.992 350 SLC (107)</p>	<p>02-24150-05 L 116 010 55 20</p>  <p>02-24155-05 R 116 010 56 20</p> 	<p>08-22447-03 116 010 27 06</p> 		<p>61-24150-20 L 116 016 46 20 94 Ø 1,7 mm</p>  <p>61-24155-20 R 116 016 47 20 94 Ø 1,7 mm</p> 	<p>71-22864-10 L 116 016 13 21</p>  <p>71-22865-10 R 116 016 14 21</p> 	<p>12-21918-07 2x 116 050 01 67</p>  <p>70-20423-10 ES 8x 116 053 00 58</p>  <p>70-21918-10 AS 8x 000 053 31 58</p> 	<p>71-22867-10   2x 116 141 24 80</p>  <p>71-27671-20  8x 116 142 04 60</p>  <p>41-73069-30   2x 915035 000008</p> 	<p>71-22447-10 116 014 08 22</p> 	<p>81-21023-30  006 997 12 47 45x67 AB SL RD FPM</p>  <p>81-22887-00  001 997 87 47 100x124 A SL LD MVQ</p> 		
<p>3,5 M 116.984 143-151 kW (194-205 PS) 350 SE (116) 05/71-03/80 M 116.985 350 SL (107) 350 SLC (107)</p>	<p>02-24150-06 L 117 010 43 41</p>  <p>02-24155-06 R 117 010 44 41</p> 	<p>08-22447-04 117 010 40 06</p> 		<p>61-24150-20 L 116 016 46 20 94 Ø 1,7 mm</p>  <p>61-24155-20 R 116 016 47 20 94 Ø 1,7 mm</p> 	<p>71-22864-10 L 116 016 13 21</p>  <p>71-22865-10 R 116 016 14 21</p> 	<p>12-21918-07 2x 116 050 01 67</p>  <p>70-20423-10 ES 8x 116 053 00 58</p>  <p>70-21918-10 AS 8x 000 053 31 58</p> 	<p>71-24183-10   2x 117 141 28 80</p>  <p>71-24184-10   2x 117 141 29 80</p>  <p>71-27671-20   8x 116 142 04 60</p>  <p>41-73069-30   2x 915035 000008</p> 	<p>71-22447-10 116 014 08 22</p> 	<p>81-21023-30  006 997 12 47 45x67 AB SL RD FPM</p>  <p>81-22887-00  001 997 87 47 100x124 A SL LD MVQ</p> 		

MERCEDES-BENZ

Ltr.																	
3,5	M 272.982 M 272.983 M 272.984 M 272.985	215 kW (292 PS)	C 350 CGI (204) CLS 350 (219) E 350 CGI (207) E 350 CGI (211) E 350 CGI (212)	04/06-12/14													
					<p>02-36365-02 L</p> <p>02-36370-02 R</p>	<p>08-37718-01</p>		<p>61-36365-00 L</p> <p>272 016 15 20 94 Ø 1,7 mm</p> <p>61-36370-00 R</p> <p>272 016 16 20 94 Ø 1,7 mm</p>	<p>14-32215-01</p> <p>272 016 01 69 (8x)</p>	2x	<p>70-31414-10</p>	<p>12-31306-08</p> <p>000 053 51 58 (12x)</p> <p>70-31306-00</p> <p>000 053 11 00</p>	2x	<p>71-35331-00 L</p> <p>272 141 05 80</p> <p>71-35332-00</p> <p>272 141 06 80</p> <p>71-36987-00</p> <p>272 142 06 80</p>	2x	<p>70-31414-10</p>	<p>81-26248-10 K</p> <p>014 997 70 46 45x67 A SL RD PTFE</p> <p>81-90026-10 K</p> <p>272 010 08 14 FPM</p>
3,5	M 276.850 M 276.853	245 kW (333 PS)	CLS 400 (218) E 400 (207) E 400 (212) E 400 (213)	07/14													
					<p>02-10114-01</p>	<p>08-10020-01</p>		<p>61-10114-00 L</p> <p>276 016 03 00 93,5 Ø MLS</p> <p>61-10115-00 R</p> <p>276 016 04 00 93,5 Ø MLS</p>	<p>14-32387-02</p> <p>278 016 00 69 (8x)</p>	2x	<p>70-31414-10</p>	<p>12-31306-08</p> <p>000 053 51 58 (12x)</p> <p>70-31306-00</p> <p>000 053 11 00</p>	2x	<p>71-10755-00</p> <p>276 141 04 80</p> <p>71-10756-00</p> <p>276 141 07 80</p> <p>71-10777-00</p> <p>276 142 03 80</p>	6x	<p>70-31414-10</p>	<p>81-26248-10 K</p> <p>014 997 70 46 45x67 A SL RD PTFE</p> <p>81-10449-00 K</p> <p>276 010 00 07 96 Ø PTFE</p>
3,5	M 276.950 M 276.952 M 276.954 M 276.955 M 276.956 M 276.957 M 276.958 M 276.960	182-245 kW (248-333 PS)	C 300 (204) C 350 CGI (204) C 350 (204) CLS 300 (219) CLS 350 (218) E 300 (207) E 300 (212) E 350 Flexfuel (207) E 350 Flexfuel (212) E 350 (207) E 350 (212) E 400 Hybrid (212) GLE 350 Flexfuel (166) GLE 350 (166) GLK 300 (204) GLK 350 CGI (204) GLK 350 (204) ML 300 (166) ML 350 (166) R 350 CGI (251) S 350 CGI (221) S 400 Hybrid (222) SL 350 (231) SLK 350 (172)	06/08													
								<p>61-10090-00 L</p> <p>276 016 02 20 93,5 Ø MLS</p> <p>61-10091-00 R</p> <p>276 016 05 20 93,5 Ø MLS</p>	<p>14-32215-01</p> <p>272 016 01 69 (8x)</p>	2x	<p>70-31414-10</p>	<p>12-31306-05</p> <p>606 050 00 58</p> <p>70-31306-00</p> <p>000 053 11 00</p>	24x	<p>71-10759-00</p> <p>276 141 00 80</p> <p>71-10760-00</p> <p>276 141 01 80</p>	6x	<p>70-31414-10</p>	<p>81-26248-10 K</p> <p>014 997 70 46 45x67 A SL RD PTFE</p> <p>81-10449-00 K</p> <p>276 010 00 07 96 Ø PTFE</p>

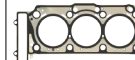
MERCEDES-BENZ

Ltr. M 276.952 185 kW (252 PS) CLS 300 (219) 10/11-05/14

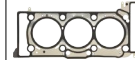


3,5 M 276.952 185 kW (252 PS) CLS 300 (219) 10/11-05/14

61-10090-00 L
276 016 02 20
93,5 Ø
MLS



61-10091-00 R
276 016 05 20
93,5 Ø
MLS



14-32215-01
272 016 01 69 (8x)
2x

70-31414-10

12-31306-05
606 050 00 58

71-10759-00 6x
276 141 00 80

71-10760-00 6x
276 141 01 80

70-31414-10

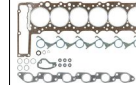
81-26248-10
014 997 70 46
45x67
A SL RD PTFE

81-10449-00
276 010 00 07
96 Ø
PTFE

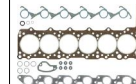


3,5 OM 603.972 100 kW (136 PS) G 320 CDI (463) 09/96-08/99

02-37150-01
603 010 57 20
 002834



02-31015-01
603 010 86 20
 002835 →



08-26232-02
603 010 67 05



61-37150-00
603 016 26 20
 002834



61-31015-00
603 016 37 20
90 Ø
1,74 mm
 002835 →



14-32031-03
603 990 01 10 (6x)
+603 990 02 10(13x)
+603 990 03 10 (7x)

71-26999-00
603 016 02 21

12-28424-03
603 050 00 67

70-27214-00 AS 6x
000 053 35 58

70-28424-10 ES 6x
102 053 02 58

71-27057-20
603 141 08 80

71-27058-00
603 142 00 80

71-26232-20
606 014 00 22

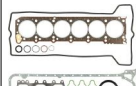
81-26248-10
014 997 70 46
45x67
A SL RD PTFE

81-26249-00
017 997 74 47
93x114
A SL LD FPM

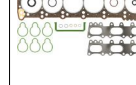


3,6 M 104.941 (AMG 3.6) 206 kW (280 PS) C 36 AMG (202) 05/94-05/00

01-28975-02
104 010 37 20
+104 010 14 08
+104 010 21 30
+104 010 02 58



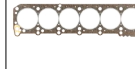
02-28975-02
104 010 37 20



08-28636-01
104 010 14 08



61-28975-30
104 016 28 20
91 Ø
1,75 mm



14-32029-01
104 990 00 12 (14x)



15-29497-01
104 010 21 30



12-29491-02
104 050 02 58

70-29491-00 24x
000 053 42 58

71-29486-00 6x
104 141 10 80

71-31321-00 2x
104 142 07 80




71-26232-20
606 014 00 22

81-26248-00
120 997 03 46
45x67
A SL RD FPM














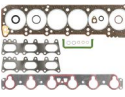



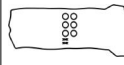





81-26249-00
017 997 74 47
93x114
A SL LD FPM









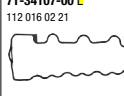

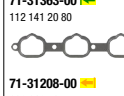








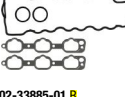



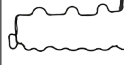





MERCEDES-BENZ

Ltr.   







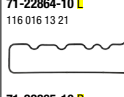


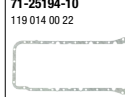






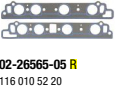
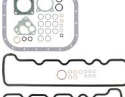


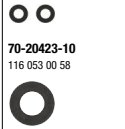





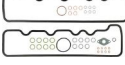




3,6 M 104.992 (AMG 3.6) 200 kW (272 PS) E 36 AMG (124) 05/94-03/98

										
	02-28975-01 104 010 36 20	08-28636-01 104 010 14 08		61-28975-30 104 016 28 20 91 Ø 1,75 mm	14-32029-01 104 990 00 12 (14x)	15-29497-01 104 010 21 30	12-29491-02 104 050 02 58	71-29493-00  104 141 09 80	71-26232-20 606 014 00 22	81-26248-00  120 997 03 46 45x67 A SL RD FPM
								71-31321-00  104 142 07 80		 81-26249-00  017 997 74 47 93x114 A SL LD FPM












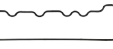
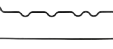
















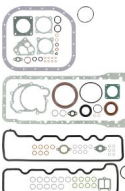




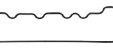
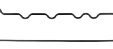










































3,7 M 112.970 165-180 kW (224-245 PS) ML 350 (163) 08/02
M 112.972 S 350 (220)
M 112.973 SL 350 (230)
M 112.975 VIANO 3.7 (639)
M 112.976 VITO 123 (639)

										
	02-33880-01  112 016 09 20	08-37221-01 112 016 03 12 (8x)		61-33880-00  112 016 09 20 98 Ø MLS	14-32106-01 112 990 03 12 (8x)	71-34107-00  112 016 02 21	12-29491-03 000 053 41 58 (9x)	71-31363-00  112 141 20 80	70-31414-10 	81-26248-10  014 997 70 46 45x67 A SL RD PTFE
				61-33885-00  112 016 10 20 98 Ø MLS				71-31208-00  112 142 01 80		 81-26249-10  112 997 02 46 93x114 A SL LD PTFE ACM

3,8 M 116.960 160 kW (218 PS) 380 S (126) 07/80-08/84
M 116.961 380 SE (126)
380 SL (107)
380 SLC (107)

										
	02-26560-05  116 010 51 20	08-25194-04 117 010 39 06		61-26560-20  116 016 38 20 94,2 Ø 1,2 mm		71-22864-10  116 016 13 21	12-20423-03 117 050 01 67	71-24183-10  117 141 28 80	71-25194-10 119 014 00 22	81-21023-30  006 997 12 47 45x67 AB SL RD FPM
				61-26565-20  116 016 39 20 94,2 Ø 1,2 mm		71-22865-10  116 016 14 21		71-24184-10  117 141 29 80		 81-22887-00  001 997 87 47 100x124 A SL LD MVQ
	02-26565-05  116 010 52 20						70-20423-10 116 053 00 58	71-27671-20  116 142 04 60		

MERCEDES-BENZ

<p>Ltr.  3,8 M 116.962 150 kW (204 PS) 380 SL (107)  09/80-08/85  1</p>		<p>02-25735-04 L 116 010 49 20</p>  <p>02-25740-04 R 116 010 50 20</p> 	<p>08-25194-05 116 010 26 06</p> 		<p>61-25735-20 L 116 016 40 20 90,2 Ø 1,2 mm</p>  <p>61-25740-20 R 116 016 41 20 90,2 Ø 1,2 mm</p> 		<p>71-22864-10 L 116 016 13 21</p>  <p>71-22865-10 R 116 016 14 21</p> 	<p>12-27214-01 117 050 03 67</p>  <p>70-27214-00 000 053 35 58</p> 	<p>2x 71-25731-20  117 141 22 80</p>  <p>71-25732-20  117 141 23 80</p>  <p>16x 71-27671-20  8x 116 142 04 60</p> 	<p>71-25194-10 119 014 00 22</p> 	<p>81-21023-30 K  006 997 12 47 45x67 AB SL RD FPM</p>  <p>81-25268-10 K  116 997 02 46 100x124 A SL LD FPM</p> 
<p>3,8 M 116.963 145-150 kW (197-204 PS) S 380 SEC (126) 380 SE (126) 380 SEC (126) 01/81-03/86</p>		<p>02-25735-04 L 116 010 49 20</p>  <p>02-25740-04 R 116 010 50 20</p> 	<p>08-25194-05 116 010 26 06</p> 		<p>61-25735-20 L 116 016 40 20 90,2 Ø 1,2 mm</p>  <p>61-25740-20 R 116 016 41 20 90,2 Ø 1,2 mm</p> 		<p>71-22864-10 L 116 016 13 21</p>  <p>71-22865-10 R 116 016 14 21</p> 		<p>71-25731-20  117 141 22 80</p>  <p>71-25732-20  117 141 23 80</p>  <p>71-27671-20  8x 116 142 04 60</p> 	<p>71-25194-10 119 014 00 22</p> 	<p>81-21023-30 K  006 997 12 47 45x67 AB SL RD FPM</p>  <p>81-25268-10 K  116 997 02 46 100x124 A SL LD FPM</p> 
<p>3,8 OM 314.900 35-63 kW (48-86 PS) OM 314.947 OM 314.950</p>	<p>01-26305-04  369095→</p>	<p>02-26305-03 314 010 60 20</p> 	<p>08-12414-02 314 010 81 08  369094</p> 		<p>61-26305-60 364 016 07 20 98,5 Ø 1,3 mm</p> 	<p>14-32063-01 366 990 03 01 (17x)</p> 	<p>71-20335-20 314 016 03 21</p> 	<p>70-22026-00 ES 352 053 02 96  467999</p>  <p>70-23824-00 AS 360 053 00 96  467999</p>  <p>70-27262-00 AS 366 053 01 58  468000→</p>  <p>70-27283-00 ES 366 053 00 58  468000→</p> 	<p>4x 71-20592-10  314 016 04 80</p>  <p>71-24030-10  314 142 03 80</p>  <p>4x 70-27262-00 AS 366 053 01 58  468000→</p>  <p>4x 70-27283-00 ES 366 053 00 58  468000→</p> 	<p>10-26637-02 314 010 02 80</p> 	<p>81-20504-40 K  014 997 16 47 65x90 A FIL RD FPM  369095→</p>  <p>71-24488-10 K  001 997 41 41 (2x)</p> 

MERCEDES-BENZ

Ltr.																
3,8	OM 314.914 OM 314.915 OM 314.918 OM 314.919 OM 314.920 OM 314.921 OM 314.922 OM 314.940 OM 314.941 OM 314.942 OM 314.943 OM 314.945 OM 314.946 OM 314.948 OM 314.949 OM 314.951 OM 314.953 OM 314.958 OM 314.959 OM 314.960 OM 314.961 OM 314.962 OM 314.963 OM 314.967 OM 314.968	35-66 kW (48-90 PS)	T2/L L 407 D T2/L L 408 DG T2/L L 508 DG T2/L L 608 D T2/L LKO 508 DG	01/70	01-26305-03 369095→	02-26305-03 314 010 60 20	08-12414-02 314 010 81 08 369094		61-26305-60 364 016 07 20 98,5 Ø 1,3 mm	14-32063-01 366 990 03 01 (17x)	71-20335-20 314 016 03 21	70-22026-00 ES 352 053 02 96 467999	4x	71-20592-10 314 016 04 80	10-13034-01 364 010 01 80	81-20504-40 K 014 997 16 47 65x90 A FIL RD FPM 369095→
3,8	OM 314.954	35-62 kW (48-84 PS)				01-26305-03 209443 01-26305-04 209444→	02-26305-03 314 010 60 20	08-12414-02 314 010 81 08 369095→	61-26305-60 364 016 07 20 98,5 Ø 1,3 mm	14-32063-01 366 990 03 01 (17x)	71-20335-20 314 016 03 21	70-22026-00 ES 352 053 02 96 467999	4x	71-20592-10 314 016 04 80	10-13034-01 364 010 01 80 209443	81-20504-40 K 014 997 16 47 65x90 A FIL RD FPM 369095→
4,0	M 176.980	310-390 kW (422-530 PS)	AMG GT (190) G 500 (463) GLE 580 (167) GLS 580 (167)	06/15		02-11097-04 R 02-11101-04 L	08-10178-01	61-11097-00 R 177 016 03 00 84 Ø MLS 61-11101-00 L 177 016 05 00 84 Ø MLS	14-10970-01 000 016 00 00 (10x)	2x 70-31414-10	12-11003-01 000 053 07 00 11/20	8x	11-73388-01 177 141 00 80 (4x)	2x 70-31414-10	81-10649-00 K 177 010 04 00 95 Ø RD FPM 81-10650-00 K 177 010 48 05 95 Ø LD FPM	








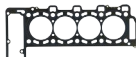













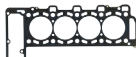























MERCEDES-BENZ

MERCEDES-BENZ														
4,0	M 176.980	345 kW (469 PS)	S 560 Maybach (222) S 560 (217) S 560 (222)	05/17										
Ltr.														
4,0	M 176.980	345 kW (469 PS)	S 560 (217)	10/17-08/20										
4,0	M 176.980	370 kW (503 PS)	S 580 (223)	05/21										





























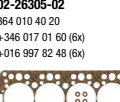





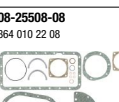




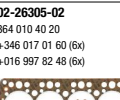
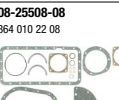



MERCEDES-BENZ

Ltr.		1															
4,0	M 176.980	370 kW (503 PS)	S 580 (223)	08/21													
					02-11097-04 R	08-10178-01		61-11097-00 R 177 016 03 00 84 Ø MLS	14-10970-01 000 016 00 00 (10x)	2x	70-31414-10	2x	12-19306-01 264 053 11 00	8x	11-73388-01 L 177 141 00 80 (4X)	2x	81-10649-00 K 177 010 04 00 95 Ø RD FPM
					02-11101-04 L		61-11101-00 L 177 016 05 00 84 Ø MLS								71-42461-00 177 142 00 80	2x	81-10650-00 K 177 010 48 05 95 Ø LD FPM
4,0	M 177.980	350-450 kW (476-612 PS)	C 63 AMG (205) C 63 S AMG (205) E 63 AMG (213) E 63 S AMG (213)	10/14	02-11097-02 R	08-10174-01	61-11097-00 R 177 016 03 00 84 Ø MLS	14-10970-01 000 016 00 00 (10x)	2x	70-31414-10	2x	12-19306-01 264 053 11 00	8x	11-73388-01 L 177 141 00 80 (4X)	2x	71-19812-00 177 014 27 00	81-10649-00 K 177 010 04 00 95 Ø RD FPM
					02-11101-02 L		61-11101-00 L 177 016 05 00 84 Ø MLS								71-42461-00 177 142 00 80	2x	81-10650-00 K 177 010 48 05 95 Ø LD FPM
4,0	M 177.980	350-470 kW (476-639 PS)	AMG GT 63 S (290) AMG GT 63 (290) GLC AMG 63 S (253) GLC AMG 63 (253) S 63 AMG (217) S 63 AMG (222) S 63 S AMG (217) S 63 S AMG (222)	05/17	02-11097-02 R	08-10174-01	61-11097-00 R 177 016 03 00 84 Ø MLS	14-10970-01 000 016 00 00 (10x)	2x	70-31414-10	2x	12-19306-01 264 053 11 00	8x	11-73388-01 L 177 141 00 80 (4X)	2x	71-19813-00 177 014 26 00	81-10649-00 K 177 010 04 00 95 Ø RD FPM
					02-11101-02 L		61-11101-00 L 177 016 05 00 84 Ø MLS								71-42461-00 177 142 00 80	2x	81-10650-00 K 177 010 48 05 95 Ø LD FPM

MERCEDES-BENZ

<p>Ltr.  4,0 M 177.980</p> <p>410-450 kW (557-612 PS)</p> <p>G 63 AMG (463) GLE 63 AMG (167) GLE 63 S AMG (167) GLS AMG 63 (167) GLS Maybach 600 EQ Boost (167)</p> <p>03/18 </p>		 <p>02-11097-02 R</p> <p>02-11101-02 L</p>	 <p>08-10174-01</p>		 <p>61-11097-00 R</p> <p>177 016 03 00 84 Ø MLS</p>  <p>61-11101-00 L</p> <p>177 016 05 00 84 Ø MLS</p> 	 <p>14-10970-01</p> <p>000 016 00 00 (10x)</p> 	 <p>2x 70-31414-10</p> 	 <p>12-19306-01</p> <p>264 053 11 00</p>	 <p>8x 11-73388-01</p> <p>177 141 00 80 (4X)</p>  <p>71-42461-00</p> <p>177 142 00 80</p>	 <p>2x 70-31414-10</p> 	 <p>81-10649-00 K</p> <p>177 010 04 00 95 Ø RD FPM</p>  <p>81-10650-00 K</p> <p>177 010 48 05 95 Ø LD FPM</p> 
<p>4,0 M 178.980</p> <p>340-537 kW (462-730 PS)</p> <p>AMG GT C (190) AMG GT R (190) AMG GT S (190) AMG GT (190) GT Black Series (190)</p> <p>10/14</p>		<p>02-11097-03 R</p> <p>02-11101-03 L</p>	<p>08-10175-01</p>		<p>61-11097-00 R</p> <p>177 016 03 00 84 Ø MLS</p>  <p>61-11101-00 L</p> <p>177 016 05 00 84 Ø MLS</p> 	<p>14-10970-01</p> <p>000 016 00 00 (10x)</p> 	<p>2x 70-31414-10</p> 	<p>12-11003-01</p> <p>000 053 07 00</p>    	<p>8x 11-73388-01</p> <p>177 141 00 80 (4X)</p>  <p>71-42461-00</p> <p>177 142 00 80</p>	<p>2x 70-31414-10</p> 	<p>81-10649-00 K</p> <p>177 010 04 00 95 Ø RD FPM</p>  <p>81-10650-00 K</p> <p>177 010 48 05 95 Ø LD FPM</p> 
<p>4,0 M 278.910 M 278.912</p> <p>310 kW (422 PS)</p> <p>GL 500 (164) GLE 500 (292) GLS 500 (166) S 500 L (222) S 500 Maybach (222) S 500 (217)</p> <p>02/14-10/19</p>					<p>61-43200-00 L</p> <p>278 016 01 25 93,25 Ø 0,6 mm MLS</p>  <p>61-43205-00 R</p> <p>278 016 05 20 93,5 Ø 0,6 mm MLS</p> 	<p>14-32387-01</p> <p>278 016 00 69 (10x)</p> 	<p>2x 70-31414-10</p> 	<p>12-31306-12</p> <p>000 053 11 00</p>  <p>70-31306-00</p> <p>000 053 11 00</p> 	<p>2x 71-42882-00</p> <p>278 141 02 50</p>  <p>71-38489-00</p> <p>278 142 04 80</p> <p>71-38491-00</p> <p>278 142 05 80</p>  	<p>8x 70-31414-10</p> 	<p>81-26248-10 K</p> <p>014 997 70 46 45x67 A SL RD PTFE</p>  <p>81-10395-00 K</p> <p>273 010 07 18 96 Ø FPM</p> 


MERCEDES-BENZ





















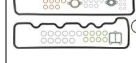


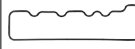
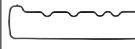








Ltr.																
4,0	OM 354.901 OM 354.925 OM 364.911 OM 364.913 OM 364.920 OM 364.954 OM 364.984 OM 364.987	63-103 kW (86-140 PS)	T2/LN1 O 609 D T2/LN1 O 611 D T2/LN1 611 DK T2/LN1 809 D T2/LN1 809 DK T2/LN1 809 DT T2/LN1 814 D	04/86												
					02-26305-04 364 010 53 20 +346 017 01 60 (4x) +016 997 82 48 (4x)	08-25508-08 364 010 22 08		61-26305-60 364 016 07 20 98,5 Ø 1,3 mm	14-32063-01 366 990 03 01 (17x)	71-26306-30 364 016 01 21	70-27262-00 AS 366 053 01 58	4x 71-26323-20  366 141 10 80	2x 10-26637-03 314 010 25 27	81-20504-40 K  014 997 16 47 65x90 A FIL RD FPM	71-24488-10 K  001 997 41 41 (2x)	
4,0	OM 354.902 OM 354.903 OM 364.906 OM 364.912 OM 364.919 OM 364.921 OM 364.950 OM 364.952 OM 364.957 OM 364.958 OM 364.980 OM 364.981 OM 364.986	63-100 kW (86-136 PS)	T2/LN1 O 611 D T2/LN1 O 614 D T2/LN1 609 DK T2/LN1 611 D T2/LN1 709 D T2/LN1 709 DK T2/LN1 711 D T2/LN1 809 D T2/LN1 809 DK T2/LN1 811 D T2/LN1 814 D	04/86-12/94					61-26305-60 364 016 07 20 98,5 Ø 1,3 mm	14-32063-01 366 990 03 01 (17x)	71-26306-30 364 016 01 21	70-27262-00 AS 366 053 01 58	4x 71-26323-30  366 141 05 80	2x 10-13034-01 364 010 01 80	81-20504-40 K  014 997 16 47 65x90 A FIL RD FPM	71-24488-10 K  001 997 41 41 (2x)
4,0	OM 354.923 OM 354.924	103 kW (140 PS)	T2/LN1 714 D T2/LN1 814 D	11/87-12/94					61-26305-60 364 016 07 20 98,5 Ø 1,3 mm	14-32063-01 366 990 03 01 (17x)	71-26306-30 364 016 01 21	70-27262-00 AS 366 053 01 58	4x 71-26323-20  366 141 10 80	2x 10-13034-01 364 010 01 80	81-20504-40 K  014 997 16 47 65x90 A FIL RD FPM	71-24488-10 K  001 997 41 41 (2x)
4,0	OM 364.901 OM 364.914 OM 364.916 OM 364.917 OM 364.953 OM 364.956 OM 364.959 OM 364.983 OM 364.989	58-102 kW (79-139 PS)							61-26305-60 364 016 07 20 98,5 Ø 1,3 mm	14-32063-01 366 990 03 01 (17x)	71-26306-30 364 016 01 21	70-27262-00 AS 366 053 01 58	4x 71-26323-30  366 141 05 80	2x 10-26637-02 314 010 02 80	81-20504-40 K  014 997 16 47 65x90 A FIL RD FPM	71-24488-10 K  001 997 41 41 (2x)

MERCEDES-BENZ


Ltr.													
4,0	OM 628.960 OM 628.961 OM 628.962 OM 628.963	184-191 kW (250-260 PS)	E 400 CDI (211) G 400 CDI (463) ML 400 CDI (163) S 400 CDI (220)	06/00									
4,0	OM 629.910 OM 629.911 OM 629.912	225-235 kW (306-320 PS)	E 420 CDI (211) GL 420 CDI (164) GL 450 CDI (164) ML 420 CDI (164) ML 450 CDI (164) S 420 CDI (221) S 450 CDI (221)	01/06-12/13									
4,1	M 116.964 M 116.965	150-170 kW (204-231 PS)	420 SE (126) 420 SEC (126) 420 SL (107)	10/85-06/91									













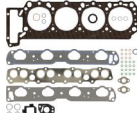











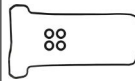
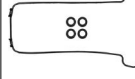









MERCEDES-BENZ

Ltr.  4,2 M 116.965 150 kW (204 PS) 420 SE (126)  1 10/85-06/91



										
	<p>02-26560-06 L 116 010 53 20</p>     <p>02-26565-06 R 116 010 54 20</p>   	<p>08-25194-05 116 010 26 06</p>   		<p>61-26560-20 L 116 016 38 20 94,2 Ø 1,2 mm</p>  <p>61-26565-20 R 116 016 39 20 94,2 Ø 1,2 mm</p> 		<p>71-22864-10 L 116 016 13 21</p>  <p>71-22865-10 R 116 016 14 21</p> 	<p>12-27214-01 117 050 03 67</p>  <p>70-27214-00 000 053 35 58</p> 	<p>2x 71-25731-20 L 117 141 22 80</p>  <p>71-25732-20 L 117 141 23 80</p>  <p>16x 71-27671-20 8x 116 142 04 60</p> 	<p>71-25194-10 119 014 00 22</p> 	<p>81-21023-30 K 006 997 12 47 45x67 AB SL RD FPM</p>  <p>81-25268-10 K 116 997 02 46 100x124 A SL LD FPM</p> 


















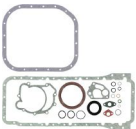






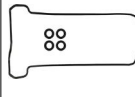
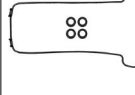









MERCEDES-BENZ

Ltr.  4,2 M 119.971  205-214 kW (279-291 PS) CL 420 (140) S 420 (140) 400 SE (140)  02/91-02/99



										
	<p>02-28460-01 L 119 010 52 21 003088 - 017485→ </p> <p>02-28465-02 R 119 010 50 21 003088 - 017485→ </p> <p>02-29185-01 L 119 010 52 21 017486→ </p> <p>02-29190-01 R 119 010 50 21 017486→ </p> <p>02-29256-01 L 119 010 52 21 </p> <p>02-29257-01 R 119 010 50 21 </p>	<p>08-25194-06 119 010 44 08 </p>		<p>61-28460-00 L 119 016 26 20 94,2 Ø 1,75 mm 003088 - 017485→ </p> <p>61-28465-00 R 119 016 27 20 94,2 Ø 1,75 mm 003088 - 017485→ </p> <p>61-29185-00 L 119 016 35 20 93,2 Ø 1,75 mm 017486→ </p> <p>61-29190-00 R 119 016 36 20 93,2 Ø 1,75 mm 017486→ </p>	<p>14-32185-01 119 990 08 12 (10x) 017485 </p> <p>14-32185-02 119 990 08 12 (7x) +119 990 09 12 (3x) 017486→ </p>	<p>15-28652-01 L 119 010 13 30 </p> <p>15-28653-01 R 119 010 14 30 </p>	<p>12-29491-01 612 050 00 58 (4x) </p> <p>70-29491-00 000 053 42 58 </p>	<p>71-29256-00 L 119 141 15 80 </p> <p>71-29257-00 L 119 141 26 80 </p> <p>71-29444-00 119 142 13 80 </p>	<p>71-25194-10 119 014 00 22 </p>	<p>81-26248-00 K 120 997 03 46 45x67 A SL RD FPM </p> <p>81-25268-10 K 116 997 02 46 100x124 A SL LD FPM </p> <p>81-15512-50 N 018 997 79 47 30x40 A SL RD FPM </p>














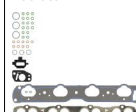





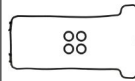
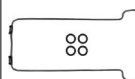








MERCEDES-BENZ

Ltr.  4,2 M 119.975 205 kW (279 PS)  E 420 (124) 400 E (124)  10/92-06/95




										
	<p>02-28460-01 L 119 010 52 21 → 010591</p>  <p>02-28465-02 R 119 010 50 21 → 010591</p>  <p>02-29185-01 L 119 010 52 21 → 010592→</p>  <p>02-29190-01 R 119 010 50 21 → 010592→</p>  <p>02-29256-01 L 119 010 52 21</p>  <p>02-29257-01 R 119 010 50 21</p> 	<p>08-25194-07 119 010 45 08</p> 		<p>61-28460-00 L 119 016 26 20 94,2 Ø 1,75 mm → 010591</p>  <p>61-28465-00 R 119 016 27 20 94,2 Ø 1,75 mm → 010591</p>  <p>61-29185-00 L 119 016 35 20 93,2 Ø 1,75 mm → 010592→</p>  <p>61-29190-00 R 119 016 36 20 93,2 Ø 1,75 mm → 010592→</p> 	<p>14-32185-01 119 990 08 12 (10x) → 010591</p>  <p>14-32185-02 119 990 08 12 (7x) +119 990 09 12 (3x) → 010952→</p> 	<p>2x 15-28652-01 L 119 010 13 30</p>  <p>2x 15-28653-01 R 119 010 14 30</p> 	<p>12-29491-01 612 050 00 58 (4x)</p>  <p>70-29491-00 000 053 42 58</p> 	<p>2x 71-29256-00 L 119 141 15 80</p>  <p>71-29257-00 L 119 141 26 80</p>  <p>32x 71-29444-00 2x 119 142 13 80</p> 	<p>71-25194-10 119 014 00 22</p> 	<p>81-26248-00 K 120 997 03 46 45x67 A SL RD FPM</p>  <p>81-25268-10 K 116 997 02 46 100x124 A SL LD FPM</p>  <p>81-15512-50 N 018 997 79 47 30x40 A SL RD FPM</p> 


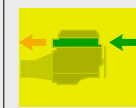
MERCEDES-BENZ

Ltr.  4,2 M 119.981 205 kW (279 PS) CL 420 (140)  10/94-02/99

										
	<p>02-29185-02 L 119 010 53 21</p>  <p>02-29190-02 R 119 010 51 21</p>  <p>02-31272-01 L 119 010 53 21</p>  <p>02-31273-01 R 119 010 51 21</p> 	<p>08-25194-06 119 010 44 08</p> 		<p>61-29185-00 L 119 016 35 20 93,2 Ø 1,75 mm</p>  <p>61-29190-00 R 119 016 36 20 93,2 Ø 1,75 mm</p> 	<p>14-32185-02 2x 119 990 08 12 (7x) +119 990 09 12 (3x)</p> 	<p>15-28652-03 L 119 010 23 30</p>  <p>15-28653-03 R 119 010 24 30</p> 	<p>12-29491-01 2x 612 050 00 58 (4x)</p>  <p>70-29491-00 000 053 42 58</p> 	<p>71-31272-00 L 2x 119 141 24 80</p>  <p>71-31273-00 L 119 141 25 80</p>  <p>71-29444-00 2x 119 142 13 80</p> 	<p>71-25194-10 119 014 00 22</p> 	<p>81-26248-00 K 2x 120 997 03 46 45x67 A SL RD FPM</p>  <p>81-25268-10 K 2x 116 997 02 46 100x124 A SL LD FPM</p> 

MERCEDES-BENZ

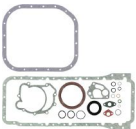
Ltr.  4,2 M 119.985 205 kW (279 PS) E 420 (210)  01/96-06/97 



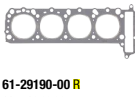
02-29185-02 L
119 010 53 21




08-25194-07
119 010 45 08




61-29185-00 L
119 016 35 20
93,2 Ø
1,75 mm



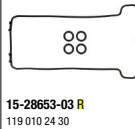
61-29190-00 R
119 016 36 20
93,2 Ø
1,75 mm



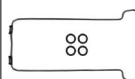
14-32185-02 2x
119 990 08 12 (7x)
+119 990 09 12 (3x)



15-28652-03 L
119 010 23 30



15-28653-03 R
119 010 24 30



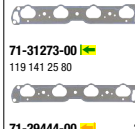
12-29491-01 2x
612 050 00 58 (4x)




70-29491-00
000 053 42 58



71-31272-00 L 2x
119 141 24 80




71-31273-00 L
119 141 25 80



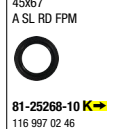
71-29444-00 2x
119 142 13 80



71-25194-10
119 014 00 22






81-26248-00 K
120 997 03 46
45x67
A SL RD FPM




81-25268-10 K
116 997 02 46
100x124
A SL LD FPM





MERCEDES-BENZ


Ltr.   

4,2 OM 900.917 95-130 kW (129-177 PS) VARIO O 813 (670) 09/96
 OM 900.919 VARIO O 816 (670)
 VARIO 613 D
 VARIO 613 D (667)
 VARIO 618 D
 VARIO 618 D (667)
 VARIO 813 D
 VARIO 813 D (667)
 VARIO 818 D
 VARIO 818 D (667)

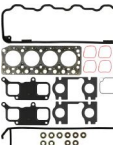


01-36110-01
 906 010 14 05
 +904 016 10 20
 +904 141 02 80 (4x)
 +906 141 01 80 (2x)
 +906 142 02 80 (2x)


02-36110-01 

904 010 45 21







08-36169-01
 906 010 14 05








61-36110-40
 904 016 13 20
 103,5 Ø
 1,25 mm


61-36110-50 
 103,5 Ø
 1,55 mm






14-32172-01
 906 016 07 69 (10x)







15-36149-01 


000 016 04 21
 +000 016 00 40 (5x)
 → 519821





15-36149-02 


000 016 04 21
 +906 016 00 80
 519822 →






12-36154-01
 906 053 01 58 (12x)
 → 039739





12-34914-01
 906 053 03 58 (12x)
 039740 →



70-36154-00 12x
 906 053 01 58
 → 039739



70-34914-00 12x
 039740 →





71-36138-00  2x
 906 141 04 80





71-36168-00  4x
 904 141 02 80





71-36137-10 2x
 926 142 00 80



71-36141-00 


904 014 09 22
 → 128978




71-36161-00 


904 014 07 22


81-36198-00 

022 997 76 47
 78x104
 AB SL RD PTFE






81-36197-00 

021 997 53 47
 115x140
 AB SL LD PTFE




MERCEDES-BENZ


Ltr.   

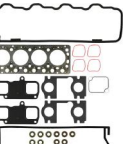
4,2 OM 904.908 95-130 kW (129-177 PS) VARIO O 814 (670) 09/96
 OM 904.964 VARIO 613 D
 VARIO 613 D (667)
 VARIO 614 D
 VARIO 614 D (667)
 VARIO 618 D
 VARIO 618 D (667)
 VARIO 813 D
 VARIO 813 D (667)
 VARIO 813 DA
 VARIO 813 DA (667)
 VARIO 814 D (667)
 VARIO 814 DA
 VARIO 814 DA (667)
 VARIO 814 DT (670)
 VARIO 818 D
 VARIO 818 D (667)
 VARIO 818 DA
 VARIO 818 DA (667)





01-36110-01
 906 010 14 05
 +904 016 10 20
 +904 141 02 80 (4x)
 +906 141 01 80 (2x)
 +906 142 02 80 (2x)






02-36110-01 
 904 010 45 21



02-36110-02 
 904 010 80 20




08-36169-01
 906 010 14 05


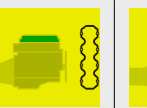




61-36110-40
 904 016 13 20
 103,5 Ø
 1,25 mm


61-36110-50 
 103,5 Ø
 1,55 mm




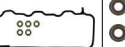
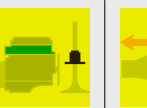

14-32172-01
 906 016 07 69 (10x)





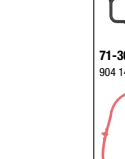
15-36149-01 
 000 016 04 21
 +000 016 00 40 (5x)





15-36172-01 
 904 016 06 21
 +906 016 00 80 (5x)






12-36154-01
 906 053 01 58 (12x)
 039739





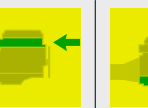
12-34914-01
 906 053 03 58 (12x)
 039740 →





70-36154-00 12x
 906 053 01 58
 039739





70-34914-00 12x
 039740 →







71-36138-00  2x
 906 141 04 80




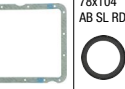
71-36168-00  4x
 904 141 02 80




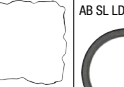
71-36137-10  2x
 926 142 00 80

71-36141-00 
 904 014 09 22



71-36161-00 
 904 014 07 22




81-36198-00  
 022 997 76 47
 78x104
 AB SL RD PTFE



81-36197-00  
 021 997 53 47
 115x140
 AB SL LD PTFE



MERCEDES-BENZ

Ltr. 4,2 OM 904.917 95 kW (129 PS) VARIO 613 D (667) 09/96

<p>01-36110-01 906 010 14 05 +904 016 10 20 +904 141 02 80 (4x) +906 141 01 80 (2x) +906 142 02 80 (2x)</p>	<p>02-36110-01 </p> <p>904 010 45 21</p> <p>02-36110-02 </p> <p>904 010 80 20</p>	<p>08-36169-01 906 010 14 05</p>	<p>04-10041-01 </p>	<p>61-36110-40 904 016 13 20 103,5 Ø 1,25 mm</p> <p>61-36110-50 </p> <p>103,5 Ø 1,55 mm</p>	<p>14-32172-01 906 016 07 69 (10x)</p>	<p>15-36149-01 </p> <p>000 016 04 21 +000 016 00 40 (5x)</p> <p>15-36172-01 </p> <p>904 016 06 21 +906 016 00 80 (5x)</p>	<p>12-36154-01 906 053 01 58 (12x) → 039739</p> <p>12-34914-01 906 053 03 58 (12x) → 039740</p> <p>70-36154-00 12x 906 053 01 58 → 039739</p> <p>70-34914-00 12x → 039740</p>	<p>71-36138-00 2x 906 141 04 80</p> <p>71-36168-00 4x 904 141 02 80</p> <p>71-36137-10 2x 926 142 00 80</p>	<p>71-36141-00 </p> <p>904 014 09 22</p> <p>71-36161-00 </p> <p>904 014 07 22</p>	<p>81-36198-00 </p> <p>022 997 76 47 78x104 AB SL RD PTFE</p> <p>81-36197-00 </p> <p>021 997 53 47 115x140 AB SL LD PTFE</p>
--	---	---	----------------------------	---	---	---	---	--	---	--

4,3 M 113.940 205 kW (279 PS) E 430 (210) 06/97-03/03

		<p>08-37221-01</p>		<p>61-35515-00 </p> <p>113 016 09 20 91 Ø MLS</p> <p>61-35520-00 </p> <p>113 016 10 20 91 Ø MLS</p>	<p>14-32106-02 2x 112 990 03 12 (10x)</p>	<p>71-35581-00 </p> <p>113 016 02 21</p> <p>71-35582-00 </p> <p>113 016 03 21</p>	<p>12-29491-02 104 050 02 58</p> <p>70-29491-00 24x 000 053 42 58</p>	<p>71-31368-00 2x 113 141 06 80</p> <p>71-31208-00 8x 112 142 01 80</p>	<p>70-31414-10</p>	<p>81-26248-10 </p> <p>014 997 70 46 45x67 A SL RD PTFE</p> <p>81-26249-10 </p> <p>112 997 02 46 93x114 A SL LD PTFE ACM</p>
--	--	---------------------------	--	---	--	---	---	---	---------------------------	--

4,3 M 113.941 200-225 kW (272-306 PS) C 43 AMG (202) 08/97-08/05
M 113.942 CLK 430 (208)
M 113.943 ML 430 (163)
M 113.944 S 430 (220)
M 113.948




		<p>08-37221-01</p>		<p>61-35515-00 </p> <p>113 016 09 20 91 Ø MLS</p> <p>61-35520-00 </p> <p>113 016 10 20 91 Ø MLS</p>	<p>14-32106-02 2x 112 990 03 12 (10x)</p>	<p>71-35581-00 </p> <p>113 016 02 21</p> <p>71-35582-00 </p> <p>113 016 03 21</p>	<p>12-29491-02 104 050 02 58</p> <p>70-29491-00 24x 000 053 42 58</p>	<p>71-31368-00 2x 113 141 06 80</p> <p>71-31208-00 8x 112 142 01 80</p>		<p>81-26248-10 </p> <p>014 997 70 46 45x67 A SL RD PTFE</p> <p>81-26249-10 </p> <p>112 997 02 46 93x114 A SL LD PTFE ACM</p>
--	--	---------------------------	--	---	--	---	---	---	--	--



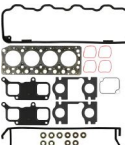






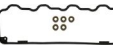


















MERCEDES-BENZ

Ltr. 4,3 OM 900.922 95 kW (129 PS) 1










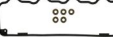





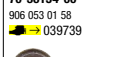

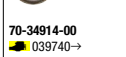












	<p>02-36110-01 </p> <p>904 010 45 21</p>	<p>08-36169-01</p> <p>906 010 14 05</p>		<p>61-36110-40</p> <p>904 016 13 20 103,5 Ø 1,25 mm</p> <p>61-36110-50 </p> <p>103,5 Ø 1,55 mm</p>	<p>14-32172-01</p> <p>906 016 07 69 (10x)</p>	<p>15-36149-01 </p> <p>000 016 04 21 +000 016 00 40 (5x) → 519821</p> <p>15-36149-02 </p> <p>000 016 04 21 +906 016 00 80 519822→</p>	<p>12-34914-01</p> <p>906 053 03 58 (12x)</p> <p>70-34914-00</p> <p>12x</p>	<p>71-36138-00 </p> <p>906 141 04 80</p> <p>71-36168-00 </p> <p>904 141 02 80</p> <p>71-36137-10</p> <p>926 142 00 80</p> <p>2x</p>	<p>71-36161-00 </p> <p>904 014 07 22</p>	<p>81-36198-00 </p> <p>022 997 76 47 78x104 AB SL RD PTFE</p> <p>81-36197-00 </p> <p>021 997 53 47 115x140 AB SL LD PTFE</p>
<p>4,3 OM 904.903 75-147 kW (102-200 PS) VARIO O 810 (670) 08/96</p> <p>OM 904.904 VARIO O 815 (670)</p> <p>OM 904.912 VARIO 615 D</p> <p>OM 904.914 VARIO 615 D (667)</p> <p>OM 904.918 VARIO 616 D</p> <p>OM 904.919 VARIO 616 D (667)</p> <p>OM 904.920 VARIO 810 DT (670)</p> <p>OM 904.921 VARIO 812 DT (670)</p> <p>OM 904.923 VARIO 815 D</p> <p>OM 904.924 VARIO 815 D (667)</p> <p>OM 904.925 VARIO 815 DA</p> <p>OM 904.926 VARIO 815 DA (667)</p> <p>OM 904.929 VARIO 816 D</p> <p>OM 904.931 VARIO 816 D (667)</p> <p>OM 904.932 VARIO 816 DA</p> <p>OM 904.933 VARIO 816 DA (667)</p> <p>OM 904.934 VARIO 816 DT (670)</p> <p>OM 904.935</p> <p>OM 904.936</p> <p>OM 904.937</p> <p>OM 904.938</p> <p>OM 904.939</p> <p>OM 904.940</p> <p>OM 904.944</p> <p>OM 904.946</p> <p>OM 904.947</p> <p>OM 904.948</p> <p>OM 904.950</p> <p>OM 904.951</p> <p>OM 904.954</p> <p>OM 904.955</p> <p>OM 904.956</p> <p>OM 904.959</p> <p>OM 904.961</p> <p>OM 907.910</p> <p>OM 907.920</p> <p>OM 907.930</p> <p>OM 907.940</p> <p>OM 907.941</p> <p>OM 907.960</p> <p>OM 907.970</p> <p>OM 907.980</p> <p>OM 907.990</p>	<p>01-36110-01</p> <p>906 010 14 05 +904 016 10 20 +904 141 02 80 (4x) +906 141 01 80 (2x) +906 142 02 80 (2x)</p>	<p>02-36110-01 </p> <p>904 010 45 21</p> <p>08-36169-01</p> <p>906 010 14 05</p> <p>02-36110-02 </p> <p>904 010 80 20</p>		<p>61-36110-40</p> <p>904 016 13 20 103,5 Ø 1,25 mm</p> <p>61-36110-50 </p> <p>103,5 Ø 1,55 mm</p>	<p>14-32172-01</p> <p>906 016 07 69 (10x)</p>	<p>15-36149-01 </p> <p>000 016 04 21 +000 016 00 40 (5x)</p> <p>15-36172-01 </p> <p>904 016 06 21 +906 016 00 80 (5x)</p>	<p>12-36154-01</p> <p>906 053 01 58 (12x) → 039739</p> <p>12-34914-01</p> <p>906 053 03 58 (12x) 039740→</p> <p>70-36154-00</p> <p>12x</p> <p>70-34914-00</p> <p>12x</p>	<p>71-36138-00 </p> <p>906 141 04 80</p> <p>71-36168-00 </p> <p>904 141 02 80</p> <p>71-36137-10</p> <p>926 142 00 80</p> <p>2x</p>	<p>71-36141-00 </p> <p>904 014 09 22</p> <p>71-36161-00 </p> <p>904 014 07 22</p>	<p>81-36198-00 </p> <p>022 997 76 47 78x104 AB SL RD PTFE</p> <p>81-36197-00 </p> <p>021 997 53 47 115x140 AB SL LD PTFE</p>

MERCEDES-BENZ




Ltr.   
 4,3 OM 904.971 75-129 kW (102-175 PS)
 OM 904.975

<p>01-36110-01 906 010 14 05 +904 016 10 20 +904 141 02 80 (4x) +906 141 01 80 (2x) +906 142 02 80 (2x)</p> 	<p>02-36110-01  904 010 45 21</p> 	<p>08-36169-01 906 010 14 05</p> 		<p>61-36110-40 904 016 13 20 103,5 Ø 1,25 mm</p> <p>61-36110-50  103,5 Ø 1,55 mm</p> 	<p>14-32172-01 906 016 07 69 (10x)</p> 	<p>15-36149-01  000 016 04 21 +000 016 00 40 (5x)</p> 	<p>12-34914-01 906 053 03 58 (12x)  039740→</p>  <p>70-34914-00  039740→</p> 	<p>71-36138-00  2x 906 141 04 80</p>  <p>71-36168-00  4x 904 141 02 80</p>  <p>71-36137-10  2x 926 142 00 80</p> 	<p>71-36141-00  904 014 09 22</p>  <p>71-36161-00  904 014 07 22</p> 	<p>81-36198-00  022 997 76 47 78x104 AB SL RD PTFE</p>  <p>81-36197-00  021 997 53 47 115x140 AB SL LD PTFE</p> 
---	--	---	---	--	--	---	--	---	---	--

4,3 OM 904.974 125 kW (170 PS)

<p>01-36110-01 906 010 14 05 +904 016 10 20 +904 141 02 80 (4x) +906 141 01 80 (2x) +906 142 02 80 (2x)</p> 	<p>02-36110-01  904 010 45 21</p> 	<p>08-36169-01 906 010 14 05</p> 		<p>61-36110-40 904 016 13 20 103,5 Ø 1,25 mm</p> <p>61-36110-50  103,5 Ø 1,55 mm</p> 	<p>14-32172-01 906 016 07 69 (10x)</p> 	<p>15-36149-01  000 016 04 21 +000 016 00 40 (5x)</p> 	<p>12-36154-01 906 053 01 58 (12x)  039739</p>  <p>12-34914-01 906 053 03 58 (12x)  039740→</p>  <p>70-36154-00 12x  039739</p>  <p>70-34914-00 12x  039740→</p> 	<p>71-36138-00  2x 906 141 04 80</p>  <p>71-36168-00  4x 904 141 02 80</p>  <p>71-36137-10  2x 926 142 00 80</p> 	<p>71-36141-00  904 014 09 22</p> 	<p>81-36198-00  022 997 76 47 78x104 AB SL RD PTFE</p>  <p>81-36197-00  021 997 53 47 115x140 AB SL LD PTFE</p> 
---	--	---	---	--	--	---	--	---	--	--


MERCEDES-BENZ


Ltr.   

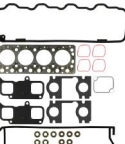
4,3 OM 904.977 110-130 kW (150-177 PS)
 OM 904.978
 OM 904.981
 OM 904.983




01-36110-01
 906 010 14 05
 +904 016 10 20
 +904 141 02 80 (4x)
 +906 141 01 80 (2x)
 +906 142 02 80 (2x)





02-36110-01 
 904 010 45 21





08-36169-01
 906 010 14 05






61-36110-40
 904 016 13 20
 103,5 Ø
 1,25 mm

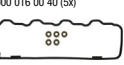
61-36110-50 
 103,5 Ø
 1,55 mm





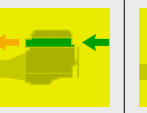

14-32172-01
 906 016 07 69 (10x)






15-36149-01 
 000 016 04 21
 +000 016 00 40 (5x)






12-34914-01
 906 053 03 58 (12x)
 039740→






71-36168-00 
 904 141 02 80





71-36137-10 
 926 142 00 80






71-36141-00 
 904 014 09 22




81-36198-00 
 022 997 76 47
 78x104
 AB SL RD PTFE

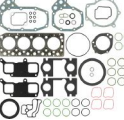



81-36197-00 
 021 997 53 47
 115x140
 AB SL LD PTFE




4,3 OM 904.979 112-130 kW (152-177 PS)
 OM 904.980

01-36110-01
 906 010 14 05
 +904 016 10 20
 +904 141 02 80 (4x)
 +906 141 01 80 (2x)
 +906 142 02 80 (2x)




02-36110-01 
 904 010 45 21




08-36169-01
 906 010 14 05




61-36110-40
 904 016 13 20
 103,5 Ø
 1,25 mm

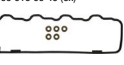
61-36110-50 
 103,5 Ø
 1,55 mm





14-32172-01
 906 016 07 69 (10x)





15-36149-01 
 000 016 04 21
 +000 016 00 40 (5x)





12-34914-01
 906 053 03 58 (12x)
 039740→





71-36138-00 
 906 141 04 80





71-36168-00 
 904 141 02 80





71-36141-00 
 904 014 09 22




81-36198-00 
 022 997 76 47
 78x104
 AB SL RD PTFE

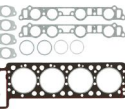



81-36197-00 
 021 997 53 47
 115x140
 AB SL LD PTFE

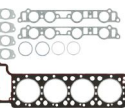


4,5 M 117.981 131-165 kW (178-225 PS) 450 S (116) 08/72
 M 117.982 450 SE (116)
 M 117.983 450 SL (107)
 M 117.984 450 SLC (107)
 M 117.992
 M 117.993


02-24150-05 
 116 010 55 20





02-24155-05 
 116 010 56 20





08-22447-03
 116 010 27 06





61-24150-20 
 116 016 46 20
 94 Ø
 1,7 mm


61-24155-20 
 116 016 47 20
 94 Ø
 1,7 mm




71-22864-10 
 116 016 13 21





71-22865-10 
 116 016 14 21





12-21918-07
 116 050 01 67





70-20423-10 
 116 053 00 58





70-21918-10 
 000 053 31 58





71-22867-10 
 116 141 24 80




71-27671-20 
 116 142 04 60





41-73069-30 
 915035 000008





71-22447-10
 116 014 08 22






81-21023-30 
 006 997 12 47
 45x67
 AB SL RD FPM





81-22887-00 
 001 997 87 47
 100x124
 A SL LD MVQ

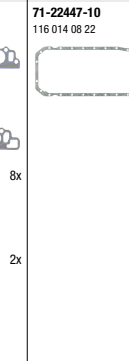
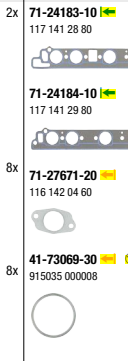
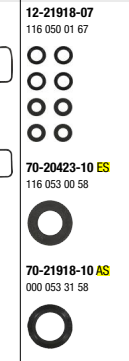
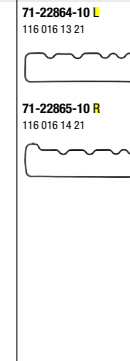

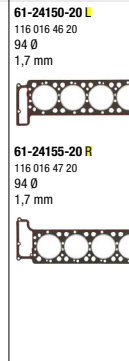
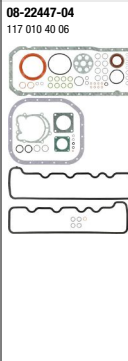




MERCEDES-BENZ

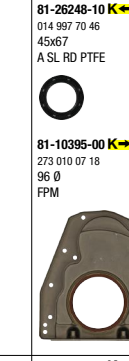


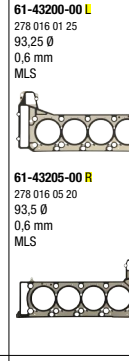


Ltr.   
 4,5 M 117.985 160-165 kW (218-225 PS) 450 SE (116) 10/72-10/80
 M 117.986 450 SL (107) 450 SLC (107)



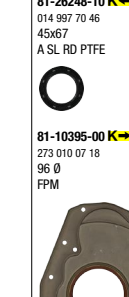
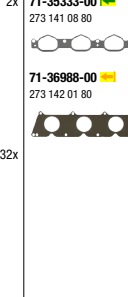
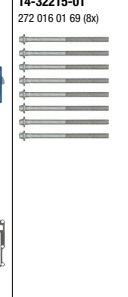
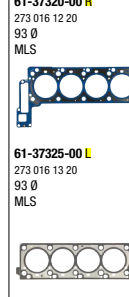

4,6 M 278.922 300-320 kW (408-435 PS) E 550 (212) 09/11-12/15
 M 278.932 S 550 (221)




4,7 M 273.922 250 kW (340 PS) S 450 (221) 12/05-12/13
 M 273.924




4,5 M 117.985 160-165 kW (218-225 PS) 450 SE (116) 10/72-10/80
 M 117.986 450 SL (107) 450 SLC (107)





02-24150-06 L
117 010 43 41




02-24155-06 R
117 010 44 41




08-22447-04
117 010 40 06

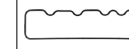
61-24150-20 L
116 016 46 20
94 Ø
1,7 mm



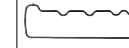
61-24155-20 R
116 016 47 20
94 Ø
1,7 mm




71-22864-10 L
116 016 13 21




71-22865-10 R
116 016 14 21




12-21918-07
116 050 01 67




70-20423-10 ES
116 053 00 58




70-21918-10 AS
000 053 31 58




71-24183-10 L
117 141 28 80




71-24184-10 L
117 141 29 80



71-27671-20
116 142 04 60



41-73069-30
915035 000008



71-22447-10
116 014 08 22



81-21023-30 K
006 997 12 47
45x67
AB SL RD FPM



81-22887-00 K
001 997 87 47
100x124
A SL LD MVQ




02-37320-01 R



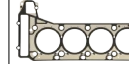
02-37325-01 L



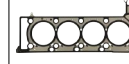
08-37719-01




61-43200-00 L
278 016 01 25
93,25 Ø
0,6 mm
MLS



61-43205-00 R
278 016 05 20
93,5 Ø
0,6 mm
MLS



14-32387-01
278 016 00 69 (10x)



70-31414-10



12-31306-12
278 141 02 50



71-38489-00
278 142 04 80




70-31306-00
000 053 11 00




71-38491-00
278 142 05 80




71-42882-00 L
278 141 02 50



71-38489-00
278 142 04 80




71-38491-00
278 142 05 80




70-31414-10




81-26248-10 K
014 997 70 46
45x67
A SL RD PTFE




81-10395-00 K
273 010 07 18
96 Ø
FPM



02-37320-01 R




02-37325-01 L



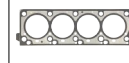
08-37719-01




61-37320-00 R
273 016 12 20
93 Ø
MLS



61-37325-00 L
273 016 13 20
93 Ø
MLS



14-32215-01
272 016 01 69 (8x)



70-31414-10




12-31306-01
000 053 46 58 (16x)




70-31306-00
000 053 11 00



71-35333-00
273 141 08 80




71-36988-00
273 142 01 80




70-31414-10






81-26248-10 K
014 997 70 46
45x67
A SL RD PTFE


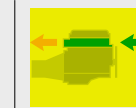


81-10395-00 K
273 010 07 18
96 Ø
FPM



MERCEDES-BENZ

Ltr.  4,7 M 273.923 250 kW (340 PS)  GL 450 (164)  09/06-08/12



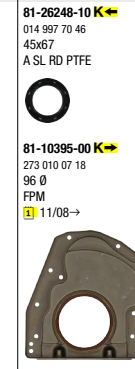
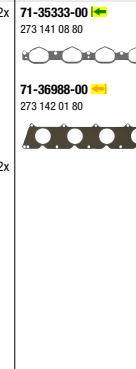

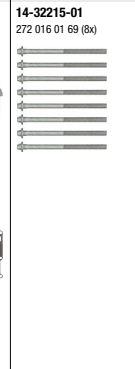
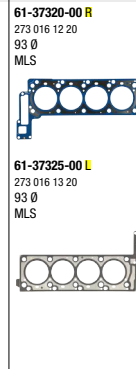

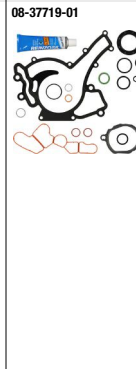
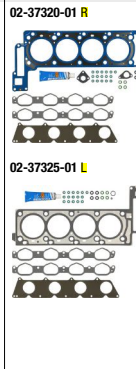
273 016 12 20
93 Ø
MLS

02-37320-01 R

02-37325-01 L

273 016 13 20
93 Ø
MLS

08-37719-01

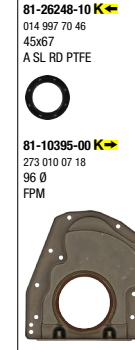


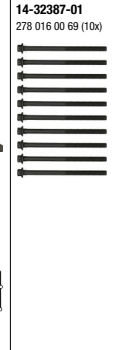
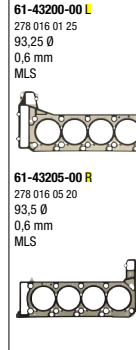



M 278.920
M 278.922
M 278.927
M 278.928
M 278.929
M 278.932

270-338 kW (367-460 PS)

CL 500 (216)
CLS 500 (218)
E 500 Cgi (207)
E 500 (212)
GL 450 (166)
GL 500 (166)
GLE 500 (166)
GLE 500 (292)
GLS 500 (166)
ML 500 (166)
S 500 Cgi (204)
S 500 Cgi (221)
S 500 Maybach (222)
S 500 (217)
S 500 (222)
SI 500 (231)
SL 500 (231)
SL 550 (231)

02/11



M 117.960







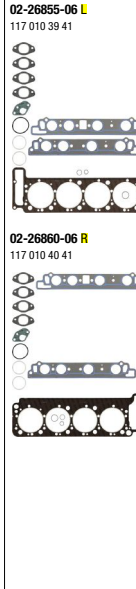
170-180 kW (231-245 PS)

450 SLC (107)
500 SL (107)

06/78-08/89

02-26855-06 L
117 010 39 41

02-26860-06 R
117 010 40 41



MERCEDES-BENZ

Ltr.  4,9 M 117.961 170-177 kW (231-241 PS) 500 SE (126)  12/79-08/85 



02-26855-06 L
117 010 39 41


08-25194-04
117 010 39 06


61-26855-10 L
117 016 12 20
98,7 Ø
1,2 mm


61-26860-10 R
117 016 13 20
98,7 Ø
1,2 mm

71-22864-10 L
116 016 13 21


71-22865-10 R
116 016 14 21


71-24183-10 
117 141 28 80

71-24184-10 
117 141 29 80

71-25193-10  8x
117 142 05 80

71-25194-10
119 014 00 22

81-21023-30 
006 997 12 47
45x67
AB SL RD FPM

81-25268-10 
116 997 02 46
100x124
A SL LD FPM

02-26855-07 L
117 010 41 41


08-25194-05
116 010 26 06


61-26855-10 L
117 016 12 20
98,7 Ø
1,2 mm


61-26860-10 R
117 016 13 20
98,7 Ø
1,2 mm

71-22864-10 L
116 016 13 21


71-22865-10 R
116 016 14 21


71-25731-20 
117 141 22 80

71-25732-20 
117 141 23 80

71-25193-10  8x
117 142 05 80

71-25194-10
119 014 00 22

81-21023-30 
006 997 12 47
45x67
AB SL RD FPM

81-25268-10 
116 997 02 46
100x124
A SL LD FPM

08-37221-01


61-35525-00 L
113 016 04 20
98 Ø
MLS


61-35530-00 R
113 016 05 20
98 Ø
MLS


14-32106-02
112 990 03 12 (10x)


71-35581-00 L
113 016 02 21


71-35582-00 R
113 016 03 21

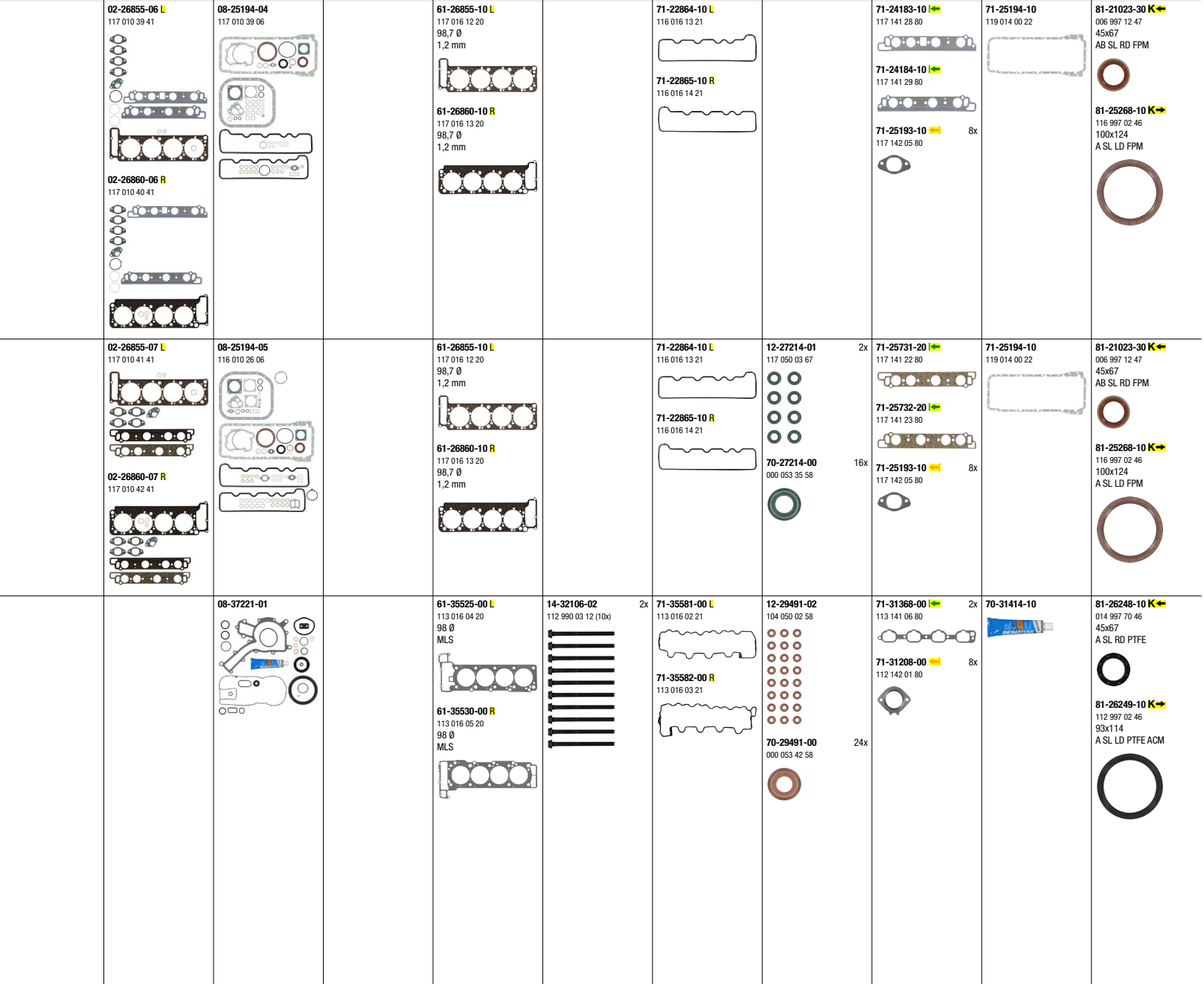
71-31368-00  2x
113 141 06 80

71-31208-00  8x
112 142 01 80




70-31414-10 
















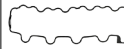
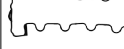
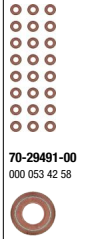







81-26248-10 
014 997 70 46
45x67
A SL RD PTFE

81-26249-10 
112 997 02 46
93x114
A SL LD PTFE ACM



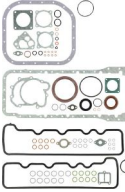


















MERCEDES-BENZ




Ltr.  5,0 M 113.971 225 kW (306 PS)  R 500 (251)  08/05-12/14

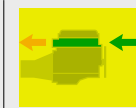
										
		<p>08-37221-01</p> 		<p>61-35525-00 L 113 016 04 20 98 Ø MLS</p>  <p>61-35530-00 R 113 016 05 20 98 Ø MLS</p> 	<p>14-32106-02 112 990 03 12 (10x)</p> 	<p>2x 71-35581-00 L 113 016 02 21</p>  <p>71-35582-00 R 113 016 03 21</p> 	<p>12-29491-02 104 050 02 58</p>  <p>24x</p>	<p>71-31368-00  2x 113 141 06 80</p>  <p>71-31208-00  8x 112 142 01 80</p> 	<p>70-31414-10</p> 	<p>81-26248-10 K  014 997 70 46 45x67 A SL RD PTFE</p> 

5,0 M 117.965 177 kW (241 PS) G 500 (463) 09/93-12/94

	<p>02-26855-07 L 117 010 41 41</p>  <p>02-26860-07 R 117 010 42 41</p> 	<p>08-25194-05 116 010 26 06</p> 		<p>61-26855-10 L 117 016 12 20 98,7 Ø 1,2 mm</p>  <p>61-26860-10 R 117 016 13 20 98,7 Ø 1,2 mm</p> 		<p>71-22864-10 L 116 016 13 21</p>  <p>71-22865-10 R 116 016 14 21</p> 	<p>12-27214-01 117 050 03 67</p>  <p>16x</p>	<p>2x 71-25731-20  117 141 22 80</p>  <p>71-25732-20  117 141 23 80</p>  <p>71-25193-10  8x 117 142 05 80</p> 	<p>71-25194-10 119 014 00 22</p> 	<p>81-21023-30 K  006 997 12 47 45x67 AB SL RD FPM</p>  <p>81-25268-10 K  116 997 02 46 100x124 A SL LD FPM</p> 
--	---	--	--	---	--	---	--	---	---	--

MERCEDES-BENZ

Ltr.  5,0 M 119.960 240 kW (326 PS) SL 500 (129)  09/89-08/92 

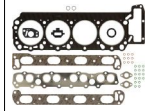


5,0 M 119.960 240 kW (326 PS) SL 500 (129) 09/89-08/92


02-27670-02 L
119 010 04 21



02-27675-03 R
119 010 05 21



08-25194-03
119 010 26 08




61-27670-10 L
119 016 18 20
98,7 Ø
1,75 mm



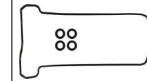
61-27675-10 R
119 016 22 20
98,7 Ø
1,75 mm



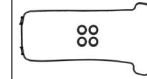
14-32185-01
119 990 08 12 (10x)




15-28652-01 L
119 010 13 30



15-28653-01 R
119 010 14 30



12-28656-01
119 050 00 58
→ 011930



12-29491-01
612 050 00 58 (4x)
→ 011931→



70-28637-00 ES
104 053 02 58
→ 011930



70-28638-00 AS
104 053 01 58
→ 011930



70-29491-00 AS ES
000 053 42 58
→ 011931→



71-27681-00 L
119 141 06 80



71-27682-00 L
119 141 07 80



71-29444-00 2x
119 142 13 80



71-25194-10
119 014 00 22



81-26248-00 K
120 997 03 46
45x67
A SL RD FPM



81-25268-10 K
116 997 02 46
100x124
A SL LD FPM


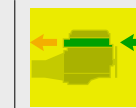


81-15512-50 N
018 997 79 47
30x40
A SL RD FPM



MERCEDES-BENZ

Ltr. 5,0 M 119.970 235-240 kW (320-326 PS) CL 500 (140) S 500 (140) 500 SE (140) 02/91-12/99



02-27675-04 R
119 010 50 21
→ 006679



02-27675-03 L
119 010 52 21
→ 048512



02-27675-02 R
119 010 50 21
+119 016 19 20
→ 006680 - 048512→




02-29255-01 L
119 010 52 21
→ 048513→




02-29260-01 R
119 010 50 21
→ 048513→



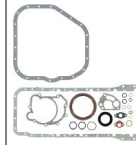
02-29256-01 L
119 010 52 21



02-29257-01 R
119 010 50 21



08-25194-06
119 010 44 08



61-27670-10 L
119 016 18 20
98,7 Ø
1,75 mm
→ 006680 - 048512→
→ 006679



61-27675-10 R
119 016 22 20
98,7 Ø
1,75 mm
→ 006679

61-27675-20 R
119 016 19 20
98,7 Ø
1,75 mm
→ 006680 - 048512→




61-29255-00 L
119 016 37 20
97,7 Ø
1,75 mm
→ 048513→



61-29260-00 R
119 016 38 20
97,7 Ø
1,75 mm
→ 048513→




14-32185-01
119 990 08 12 (10x)
→ 048512



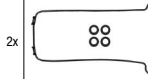
14-32185-02
119 990 08 12 (7x)
+119 990 09 12 (3x)
→ 048513



15-28652-01 L
119 010 13 30



15-28653-01 R
119 010 14 30



12-29491-01
612 050 00 58 (4x)



70-29491-00
000 053 42 58



71-29256-00 L
119 141 15 80



71-29257-00 L
119 141 26 80



71-29444-00
119 142 13 80



71-25194-10
119 014 00 22



81-26248-00 K
120 997 03 46
45x67
A SL RD FPM





81-25268-10 K
116 997 02 46
100x124
A SL LD FPM















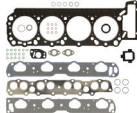






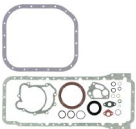












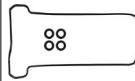
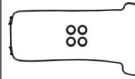











81-15512-50 N
018 997 79 47
30x40
A SL RD FPM



MERCEDES-BENZ

Ltr.  5,0 M 119.972 235 kW (320 PS) SL 500 (129)  09/92-10/01


										
	<p>02-27670-03 L 119 010 52 21  11/93</p>  <p>02-27675-02 R 119 010 50 21 +119 016 19 20  11/93</p>  <p>02-29255-01 L 119 010 52 21  12/93→</p>  <p>02-29260-01 R 119 010 50 21  12/93→</p>  <p>02-29256-01 L 119 010 52 21</p>  <p>02-29257-01 R 119 010 50 21</p> 	<p>08-25194-07 119 010 45 08</p> 		<p>61-27670-10 L 119 016 18 20 98,7 Ø 1,75 mm  11/93</p>  <p>61-27675-20 R 119 016 19 20 98,7 Ø 1,75 mm  11/93</p>  <p>61-29255-00 L 119 016 37 20 97,7 Ø 1,75 mm  12/93→</p>  <p>61-29260-00 R 119 016 38 20 97,7 Ø 1,75 mm  12/93→</p> 	<p>14-32185-01 119 990 08 12 (10x)  004796</p>  <p>14-32185-02 119 990 08 12 (7x) +119 990 09 12 (3x)  004797→</p> 	<p>2x 15-28652-01 L 119 010 13 30</p>  <p>15-28653-01 R 119 010 14 30</p>  <p>2x</p>	<p>12-29491-01 612 050 00 58 (4x)</p>  <p>70-29491-00 000 053 42 58</p> 	<p>2x 71-29256-00 L 119 141 15 80</p>  <p>71-29257-00 L 119 141 26 80</p>  <p>32x 71-29444-00 2x 119 142 13 80</p> 	<p>71-25194-10 119 014 00 22</p> 	<p>81-26248-00 K 120 997 03 46 45x67 A SL RD FPM</p>  <p>81-25268-10 K 116 997 02 46 100x124 A SL LD FPM</p>  <p>81-15512-50 N 018 997 79 47 30x40 A SL RD FPM</p> 













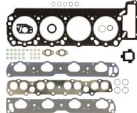





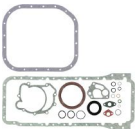






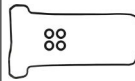
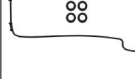









MERCEDES-BENZ

Ltr. 5,0 M 119.972 240 kW (326 PS) SL 500 (129) 09/89-08/92 1


	<p>02-27670-03 L 119 010 52 21</p> <p>02-27675-02 R 119 010 50 21 +119 016 19 20</p> <p>02-29256-01 L 119 010 52 21</p> <p>02-29257-01 R 119 010 50 21</p>	<p>08-25194-07 119 010 45 08</p>		<p>61-27670-10 L 119 016 18 20 98,7 Ø 1,75 mm</p> <p>61-27675-20 R 119 016 19 20 98,7 Ø 1,75 mm</p>	<p>14-32185-01 119 990 08 12 (10x) ➡ 004796</p> <p>14-32185-02 119 990 08 12 (7x) +119 990 09 12 (3x) ➡ 004797 →</p>	<p>2x 15-28652-01 L 119 010 13 30</p> <p>15-28653-01 R 119 010 14 30</p> <p>2x</p>	<p>12-29491-01 612 050 00 58 (4x)</p> <p>70-29491-00 AS ES 32x 000 053 42 58</p>	<p>2x 71-29256-00 L 119 141 15 80</p> <p>71-29257-00 L 119 141 26 80</p> <p>71-29444-00 2x 119 142 13 80</p>	<p>71-25194-10 119 014 00 22</p>	<p>81-26248-00 K ➡ 120 997 03 46 45x67 A SL RD FPM</p> <p>81-25268-10 K ➡ 116 997 02 46 100x124 A SL LD FPM</p> <p>81-15512-50 N 018 997 79 47 30x40 A SL RD FPM</p>


MERCEDES-BENZ

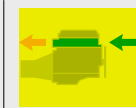
Ltr.  5,0 M 119.974  235-240 kW (320-326 PS) 500 E (124)  01/91-06/95

										
	<p>02-27670-03 L 119 010 52 21 001894 - 008946→ 001893</p>  <p>02-27675-04 R 119 010 50 21 001893</p>  <p>02-27675-02 R 119 010 50 21 +119 016 19 20 001894 - 008946→</p>  <p>02-29255-01 L 119 010 52 21 008947→</p>  <p>02-29260-01 R 119 010 50 21 008947→</p>  <p>02-29256-01 L 119 010 52 21</p>  <p>02-29257-01 R 119 010 50 21</p> 	<p>08-25194-07 119 010 45 08</p> 		<p>61-27670-10 L 119 016 18 20 98,7 Ø 1,75 mm 001894 - 008946→ 001893</p>  <p>61-27675-10 R 119 016 22 20 98,7 Ø 1,75 mm 001893</p> <p>61-27675-20 R 119 016 19 20 98,7 Ø 1,75 mm 001894 - 008946→</p>  <p>61-29255-00 L 119 016 37 20 97,7 Ø 1,75 mm 008947→</p>  <p>61-29260-00 R 119 016 38 20 97,7 Ø 1,75 mm 008947→</p> 	<p>14-32185-01 119 990 08 12 (10x) 008946</p>  <p>14-32185-02 119 990 08 12 (7x) +119 990 09 12 (3x) 008947→</p> 	<p>15-28652-01 L 119 010 13 30</p>  <p>15-28653-01 R 119 010 14 30</p> 	<p>12-29491-01 612 050 00 58 (4x)</p>  <p>70-29491-00 000 053 42 58</p> 	<p>71-29256-00 L 119 141 15 80</p>  <p>71-29257-00 L 119 141 26 80</p>  <p>71-29444-00 119 142 13 80</p> 	<p>71-25194-10 119 014 00 22</p> 	<p>81-26248-00 K 120 997 03 46 45x67 A SL RD FPM</p>  <p>81-25268-10 K 116 997 02 46 100x124 A SL LD FPM</p>  <p>81-15512-50 N 018 997 79 47 30x40 A SL RD FPM</p> 

MERCEDES-BENZ

Ltr.  5,0 M 119.980 235 kW (320 PS) CL 500 (140) S 500 (140)


 10/92-12/99



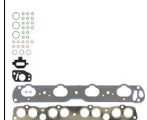
02-29255-03 L
119 010 46 21



02-29260-03 R
119 010 51 21



02-31272-01 L
119 010 53 21




02-31273-01 R
119 010 51 21



08-25194-06
119 010 44 08



61-29255-00 L
119 016 37 20
97,7 Ø
1,75 mm



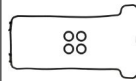
61-29260-00 R
119 016 38 20
97,7 Ø
1,75 mm



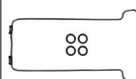
14-32185-02 2x
119 990 08 12 (7x)
+119 990 09 12 (3x)



15-28652-03 L
119 010 23 30



15-28653-03 R
119 010 24 30



12-29491-01 2x
612 050 00 58 (4x)



70-29491-00
000 053 42 58



71-31272-00 L 2x
119 141 24 80



71-31273-00 L
119 141 25 80



71-29444-00 2x
119 142 13 80



71-25194-10
119 014 00 22



81-26248-00 K
120 997 03 46
45x67
A SL RD FPM














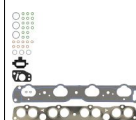





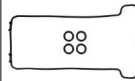
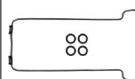










81-25268-10 K
116 997 02 46
100x124
A SL LD FPM




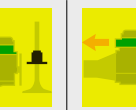


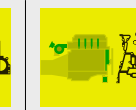
MERCEDES-BENZ

Ltr.  5,0 M 119.982 235 kW (320 PS)  SL 500 (129)  09/92-10/01

										
	<p>02-29255-03 L 119 010 46 21</p>  <p>02-29260-03 R 119 010 51 21</p>  <p>02-31272-01 L 119 010 53 21</p>  <p>02-31273-01 R 119 010 51 21</p> 	<p>08-25194-07 119 010 45 08</p> 		<p>61-29255-00 L 119 016 37 20 97,7 Ø 1,75 mm</p>  <p>61-29260-00 R 119 016 38 20 97,7 Ø 1,75 mm</p> 	<p>14-32185-02 2x 119 990 08 12 (7x) +119 990 09 12 (3x)</p> 	<p>15-28652-03 L 119 010 23 30</p>  <p>15-28653-03 R 119 010 24 30</p> 	<p>12-29491-01 2x 612 050 00 58 (4x)</p>  <p>70-29491-00 000 053 42 58</p> 	<p>71-31272-00 L 2x 119 141 24 80</p>  <p>71-31273-00 L 119 141 25 80</p>  <p>71-29444-00 2x 119 142 13 80</p> 	<p>71-25194-10 119 014 00 22</p> 	<p>81-26248-00 K 2x 120 997 03 46 45x67 A SL RD FPM</p>  <p>81-25268-10 K 2x 116 997 02 46 100x124 A SL LD FPM</p> 

MERCEDES-BENZ

Ltr. 5,0 M 119.985 255 kW (347 PS) E 50 AMG (210) 02/96-08/97



02-29185-02 L
119 010 53 21

08-25194-07
119 010 45 08

61-29185-00 L
119 016 35 20
93,2 Ø
1,75 mm

14-32185-02
119 990 08 12 (7x)
+119 990 09 12 (3x)

15-28652-03 L
119 010 23 30

12-29491-01
612 050 00 58 (4x)

71-31272-00 L
119 141 24 80

71-31273-00 L
119 141 25 80




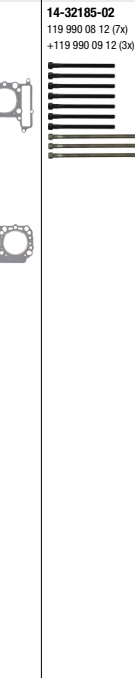



71-29491-00
000 053 42 58

71-29444-00
119 142 13 80

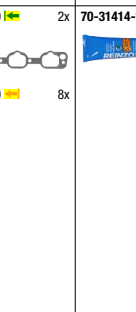
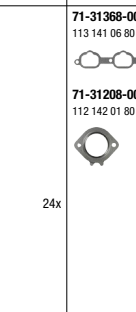
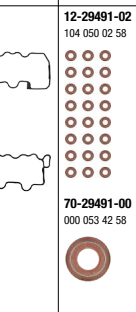
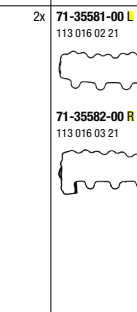

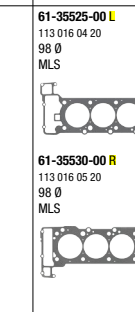

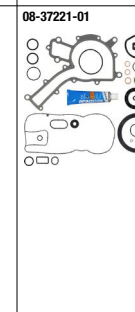

71-25194-10
119 014 00 22

81-26248-00 K
120 997 03 46
45x67
A SL RD FPM

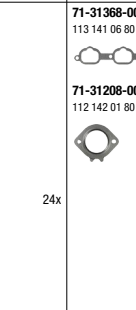
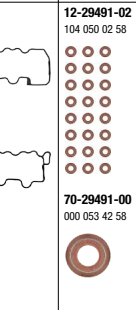
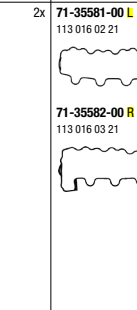

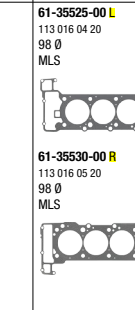


81-25268-10 K
116 997 02 46
100x124
A SL LD FPM

















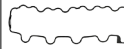
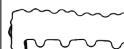





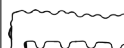





































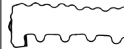

























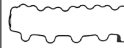
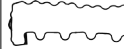















5,4 M 113.980 255-380 kW (347-517 PS) CLK 55 AMG (208) 09/97-01/12
M 113.984 E 55 AMG (210)
M 113.989 SL 55 AMG (129)
M 113.992 SL 55 AMG (230)
M 113.995 55 AMG (171)






5,4 M 113.993 368 kW (500 PS) G 55 AMG (463) 08/06-12/12



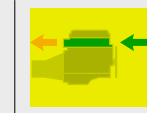
MERCEDES-BENZ

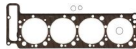




<p>Ltr. </p>											
<p>5,4 M 113.994 428 kW (582 PS) CLK DTM AMG (209) 06/04-10/05</p>					<p>61-35515-00 R 113 016 09 20 91 Ø MLS</p>  <p>61-35520-00 L 113 016 10 20 91 Ø MLS</p> 		<p>71-35581-00 L 113 016 02 21</p>  <p>71-35582-00 R 113 016 03 21</p> 	<p>12-29491-05 612 050 00 58</p>    			
<p>5,4 M 155.980 460-478 kW (626-650 PS) SLR 5.4 (199) SLR 5.4 722 Edition (199) 04/04</p>							<p>71-35581-00 L 113 016 02 21</p>  <p>71-35582-00 R 113 016 03 21</p> 	<p>12-29491-02 104 050 02 58</p>          <p>70-29491-00 000 053 42 58</p> 	<p>71-31368-00  2x 113 141 06 80</p>  <p>71-33832-00    113 098 01 80</p>  <p>71-33833-00   113 098 01 80</p>  <p>71-31208-00  8x 112 142 01 80</p> 	<p>70-31414-10</p> 	<p>81-26248-10  014 997 70 46 45x67 A SL RD PTFE</p>  <p>81-26249-10  112 997 02 46 93x114 A SL LD PTFE ACM</p> 
<p>5,5 M 113.980 255-368 kW (347-500 PS) C 55 AMG (203) CL 55 AMG (215) CLK 55 AMG (208) CLK 55 AMG (209) CLS 55 AMG (219) E 55 AMG (210) E 55 AMG (211) E 55 T (211) G 55 AMG (463) ML 55 AMG (163) S 55 AMG (220) SL 55 AMG (129) SL 55 AMG (230) SLK 55 AMG (171) 55 AMG (230) 08/97</p>			<p>08-37221-01</p> 		<p>61-35525-00 L 113 016 04 20 98 Ø MLS</p>  <p>61-35530-00 R 113 016 05 20 98 Ø MLS</p> 	<p>14-32106-02 112 990 03 12 (10x)</p>       	<p>71-35581-00 L 113 016 02 21</p>  <p>71-35582-00 R 113 016 03 21</p> 	<p>12-29491-02 104 050 02 58</p>        <p>70-29491-00 000 053 42 58</p> 	<p>71-31368-00  2x 113 141 06 80</p>  <p>71-31208-00  8x 112 142 01 80</p> 	<p>70-31414-10</p> 	<p>81-26248-10  014 997 70 46 45x67 A SL RD PTFE</p>  <p>81-26249-10  112 997 02 46 93x114 A SL LD PTFE ACM</p> 
<p>5,5 M 113.993 373 kW (507 PS) G 55 AMG (463) 08/08</p>					<p>61-35525-00 L 113 016 04 20 98 Ø MLS</p>  <p>61-35530-00 R 113 016 05 20 98 Ø MLS</p> 	<p>14-32106-02 112 990 03 12 (10x)</p>      	<p>71-35581-00 L 113 016 02 21</p>  <p>71-35582-00 R 113 016 03 21</p> 	<p>12-29491-02 104 050 02 58</p>       <p>70-29491-00 000 053 42 58</p> 	<p>71-31368-00  2x 113 141 06 80</p>  <p>71-31208-00  8x 112 142 01 80</p> 		<p>81-26248-10  014 997 70 46 45x67 A SL RD PTFE</p>  <p>81-26249-10  112 997 02 46 93x114 A SL LD PTFE ACM</p> 



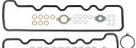
MERCEDES-BENZ



Ltr.  5,5 M 117.968  178-220 kW (242-300 PS)  10/85-06/91

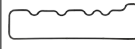
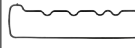
560 SE (126)
560 SEC (126)







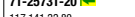

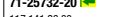

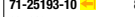

02-26855-07 L
117 010 41 41



02-26860-07 R
117 010 42 41



08-25194-05
116 010 26 06




61-26855-10 L
117 016 12 20
98,7 Ø
1,2 mm

61-26860-10 R
117 016 13 20
98,7 Ø
1,2 mm


71-22864-10 L
116 016 13 21

71-22865-10 R
116 016 14 21


12-27214-01
117 050 03 67



70-27214-00
000 053 35 58




2x **71-25731-20** 
117 141 22 80

71-25732-20 
117 141 23 80

16x **71-25193-10** 
117 142 05 80

8x


71-25194-10
119 014 00 22


81-21023-30 K 
006 997 12 47
45x67
AB SL RD FPM

81-25268-10 K 
116 997 02 46
100x124
A SL LD FPM




5,5 M 152.980 310 kW (422 PS) SLK 55 AMG 01/12

61-43190-00 L
278 016 03 25
98,9 Ø
0,6 mm
MLS

61-43195-00 R
278 016 07 20
98,9 Ø
0,6 mm
MLS


14-32387-01
278 016 00 69 (10x)
2x



70-31414-10

12-31306-09
000 053 51 58



70-31306-00
000 053 11 00


4x **71-42882-00** 
278 141 02 50



32x **70-31414-10**






8x **70-31414-10**


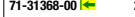
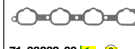
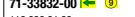

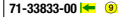



81-26248-10 K 
014 997 70 46
45x67
A SL RD PTFE


81-10395-00 K 
273 010 07 18
96 Ø
FPM

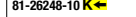




5,5 M 155.980 460 kW (626 PS) SLR McLaren 5.5 (199) SLR 5.5 (199) 09/04

71-35581-00 L
113 016 02 21

71-35582-00 R
113 016 03 21


12-29491-02
104 050 02 58



70-29491-00
000 053 42 58


2x **71-31368-00** 
113 141 06 80

71-33832-00 
113 098 01 80

71-33833-00 
113 098 01 80

71-31208-00 
112 142 01 80

8x

70-31414-10


81-26248-10 K 
014 997 70 46
45x67
A SL RD PTFE

81-26249-10 K 
112 997 02 46
93x114
A SL LD PTFE ACM


MERCEDES-BENZ












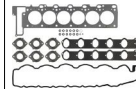
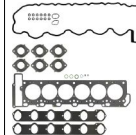
















Ltr.														
5,5	M 157.980 M 157.981 M 157.982 M 157.983 M 157.984 M 157.985	386-435 kW (525-591 PS)	C 63 AMG (216) CL 63 AMG (216) CLS 63 AMG (218) E 63 AMG (212) G 63 AMG (463) G 63 AMG 6x6 (463) GL 63 AMG (166) GLE 63 AMG (166) GLE 63 AMG (292) GLE 63 S AMG (166) GLE 63 S AMG (292) GLS 63 AMG (166) ML 63 AMG (166) S 63 AMG (217) S 63 AMG (221) S 63 AMG (222) S 65 S AMG (217) SL 63 AMG (231)	01/10										
5,5	M 273.960 M 273.961 M 273.963 M 273.966 M 273.968 M 273.969 M 273.970 M 273.971	271-285 kW (369-388 PS)	CL 500 (216) CLS 500 (219) E 500 (207) E 500 (211) E 500 (212) G 500 (463) S 500 (221)	10/05										
5,5	M 273.961 M 273.962 M 273.963 M 273.965 M 273.967	285 kW (388 PS)	CLK 500 (C209) CLK 500 (209) E 500 (211) G 500 (463) GL 500 (164) ML 500 (164) R 500 (251) S 500 (221) SL 500 (230)	10/05										

MERCEDES-BENZ




Ltr.																
5,5	M 275.950 M 275.951 M 275.953 M 275.954 M 285.950	368-405 kW (500-551 PS)	CL 600 (215) CL 600 (216) S 600 (220) S 600 (221) SL 600 (230)	09/02	 02-33920-01 L 275 016 02 20 84 Ø MLS 02-33925-01 R 275 016 03 20 84 Ø MLS			 61-33920-00 L 275 016 02 20 84 Ø MLS 61-33925-00 R 275 016 03 20 84 Ø MLS		 71-40314-00 L 137 016 02 21 71-40316-00 R 137 016 03 21	 12-31306-19 137 050 00 58	2x	 71-33908-00 L 275 098 04 80 71-34013-00 275 142 10 80	2x	 71-41127-00 137 014 00 22	 81-26248-10 K 014 997 70 46 45x67 A SL RD PTFE 81-26249-10 K 112 997 02 46 93x114 A SL LD PTFE ACM
5,6	M 117.967	169 kW (230 PS)	560 SL (107)	09/85-12/89	 02-26855-07 L 117 010 41 41 02-26860-07 R 117 010 42 41	 08-25194-05 116 010 26 06		 61-26855-10 L 117 016 12 20 98,7 Ø 1,2 mm 61-26860-10 R 117 016 13 20 98,7 Ø 1,2 mm		 71-22864-10 L 116 016 13 21 71-22865-10 R 116 016 14 21	 12-27214-01 117 050 03 67	2x	 71-25731-20 L 117 141 22 80 71-25732-20 L 117 141 23 80 71-25193-10 117 142 05 80	16x	 71-25194-10 119 014 00 22	 81-21023-30 K 006 997 12 47 45x67 AB SL RD FPM 81-25268-10 K 116 997 02 46 100x124 A SL LD FPM
5,7	OM 352.906 OM 352.911	81 kW (110 PS)		01/64	 01-27350-06 760548 01-27350-10 760549→	 02-27350-05 352 010 26 21 +346 017 01 60 (6x) +016 997 82 48 (6x)	 13-15598-02 352 180 25 65 730880 13-15598-03 366 180 37 65 730881→	 61-27350-40 366 016 06 20 98,5 Ø 1,3 mm	 14-32063-02 366 990 03 01 (25x) 706241	 71-19137-40 352 016 09 21	 70-22026-00 ES 352 053 02 96 794938 70-23824-00 AS 360 053 00 96 794938 70-27262-00 AS 366 053 01 58 794939→ 70-27283-00 ES 366 053 00 58 794939→	6x	 71-24004-10 352 142 04 80	2x	 10-12413-02 352 010 08 80 71-13055-00 366 010 06 80	 81-20504-00 K 014 997 16 47 65x90 A FIL RD FPM 598250→ 71-24488-10 K 001 997 41 41 (2x)

MERCEDES-BENZ

Ltr.  5,8 M 137.970 270 kW (367 PS)  CL 600 (215) S 600 (220)  03/99-03/06

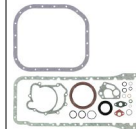
											
	<p>02-33170-01 L</p>  <p>02-33175-01 R</p> 			<p>61-33170-00 L</p> <p>137 016 00 20 85 Ø MLS</p> 		<p>71-40314-00 L</p> <p>137 016 02 21</p>  <p>71-40316-00 R</p> <p>137 016 03 21</p> 	<p>12-31306-19 2x</p> <p>137 050 00 58</p>       	<p>71-33164-00 L 2x</p> <p>137 141 06 80</p>  	<p>71-33121-00 12x</p> <p>137 142 00 80</p> 	<p>71-41127-00</p> <p>137 014 00 22</p> 	<p>81-26248-10 K</p> <p>014 997 70 46 45x67 A SL RD PTFE</p>  <p>81-26249-10 K</p> <p>112 997 02 46 93x114 A SL LD PTFE ACM</p> 


MERCEDES-BENZ

Ltr.   
 6,0 M 119.972 (AMG 6.0) 280 kW (381 PS) E 60 AMG (124) 05/94-10/01
 M 119.974 (AMG 6.0) SL 60 AMG (129)
 M 119.982 (AMG 6.0)




02-27670-03 L
 119 010 52 21
 001894 - 008946 →
 001893




02-27675-04 R
 119 010 50 21
 001893




02-27675-02 R
 119 010 50 21
 +119 016 19 20
 001894 - 008946 →



02-29255-01 L
 119 010 52 21
 008947 →



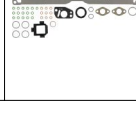
02-29260-01 R
 119 010 50 21
 008947 →



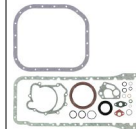
02-29256-01 L
 119 010 52 21





02-29257-01 R
 119 010 50 21




08-25194-07
 119 010 45 08




61-27670-10 L
 119 016 18 20
 98,7 Ø
 1,75 mm
 001894 - 008946 →
 001893




61-27675-10 R
 119 016 22 20
 98,7 Ø
 1,75 mm
 001893




61-27675-20 R
 119 016 19 20
 98,7 Ø
 1,75 mm
 001894 - 008946 →





61-29255-00 L
 119 016 37 20
 97,7 Ø
 1,75 mm
 008947 →





61-29260-00 R
 119 016 38 20
 97,7 Ø
 1,75 mm
 008947 →



14-32185-01
 119 990 08 12 (10x)
 008946



14-32185-02
 119 990 08 12 (7x)
 +119 990 09 12 (3x)
 008947 →



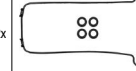
2x

2x

15-28652-01 L
 119 010 13 30



15-28653-01 R
 119 010 14 30



12-29491-01
 612 050 00 58 (4x)



70-29491-00
 000 053 42 58




2x

32x

71-29256-00 L
 119 141 15 80



71-29257-00 L
 119 141 26 80



71-29444-00
 119 142 13 80



71-25194-10
 119 014 00 22



81-26248-00 K
 120 997 03 46
 45x67
 A SL RD FPM



81-25268-10 K
 116 997 02 46
 100x124
 A SL LD FPM



81-15512-50 N
 018 997 79 47
 30x40
 A SL RD FPM




MERCEDES-BENZ

Ltr.  6,0 M 120.980  290-300 kW (394-408 PS) CL 600 (140) S 600 (140) 600 SE (140)  04/91-02/99

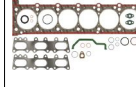


6,0 M 120.980 290-300 kW (394-408 PS) CL 600 (140) S 600 (140) 600 SE (140) 04/91-02/99

02-31835-01 L
120 010 12 20



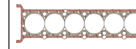
02-31840-01 R
120 010 13 20



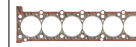
08-28326-01
120 010 15 08



61-31835-00 L
120 016 19 20
90 Ø



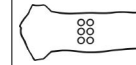
61-31840-00 R
120 016 20 20
90 Ø



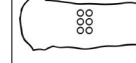
14-32187-01
120 990 00 12 (14x)



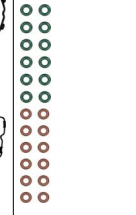
15-31759-01 R
120 010 15 30




15-31761-01 L
120 010 14 30



12-28637-02
104 050 01 58
➡ 016879



12-29491-02
104 050 02 58
➡ 016880➔



71-29486-00 L 2x
104 141 10 80



71-36736-00 L 2x
120 141 02 80



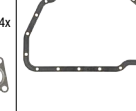
71-31321-00 4x
104 142 07 80



71-28326-00
120 014 08 22



71-31781-00 00
120 014 05 22



81-26248-00 K➔
120 997 03 46
45x67
A SL RD FPM



81-25268-10 K➔
116 997 02 46
100x124
A SL LD FPM




81-15512-50 N
018 997 79 47
30x40
A SL RD FPM

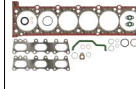


6,0 M 120.981 290-300 kW (394-408 PS) SL 600 (129) 02/92-10/01

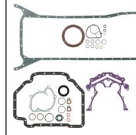
02-31835-01 L
120 010 12 20



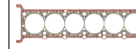
02-31840-01 R
120 010 13 20



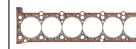
08-28326-02
120 010 17 08



61-31835-00 L
120 016 19 20
90 Ø



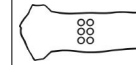
61-31840-00 R
120 016 20 20
90 Ø



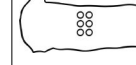
14-32187-01
120 990 00 12 (14x)



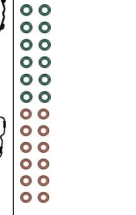
15-31759-01 R
120 010 15 30




15-31761-01 L
120 010 14 30



12-28637-02
104 050 01 58
➡ 000346



12-29491-02
104 050 02 58
➡ 000347➔



71-29486-00 L 2x
104 141 10 80



71-36736-00 L 2x
120 141 02 80



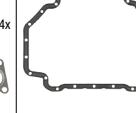
71-31321-00 4x
104 142 07 80



71-28326-00
120 014 08 22



71-31782-00 00
120 014 07 22



81-26248-00 K➔
120 997 03 46
45x67
A SL RD FPM



81-25268-10 K➔
116 997 02 46
100x124
A SL LD FPM



81-15512-50 N
018 997 79 47
30x40
A SL RD FPM



MERCEDES-BENZ

Ltr.														
6,0	M 120.982 M 120.983	270-300 kW (367-408 PS)	CL 600 CL 600 (140) S 600 (140) SL 600 (129)	02/92-10/01										
					02-31835-01 L 120 010 12 20 	08-28326-02 120 010 17 08 		61-31835-00 L 120 016 19 20 90 Ø 	14-32187-01 120 990 00 12 (14x) 2x 	15-31759-01 R 120 010 15 30 	12-29491-02 104 050 02 58 2x 	71-29486-00 L 104 141 10 80 12x 	71-28326-00 120 014 08 22 	81-26248-00 K 120 997 03 46 45x67 A SL RD FPM
					02-31840-01 R 120 010 13 20 			61-31840-00 R 120 016 20 20 90 Ø 		15-31761-01 L 120 010 14 30 		71-36736-00 L 120 141 02 80 2x 	71-31782-00 120 014 07 22 	81-25268-10 K 116 997 02 46 100x124 A SL LD FPM
												71-31321-00 104 142 07 80 4x 		81-15512-50 N 018 997 79 47 30x40 A SL RD FPM
6,0	M 275.980 M 275.981 M 275.982 M 275.983 M 277.980 M 279.980 M 279.981 M 279.982	390-493 kW (530-670 PS)	CL 65 AMG (215) CL 65 AMG (216) G 63 AMG (463) G 65 AMG (463) S 600 Maybach (222) S 600 (222) S 63 AMG (217) S 65 AMG (216) S 65 AMG (220) S 65 AMG (221) S 65 AMG (222) S 65 S AMG (217) S 650 Maybach (217) S 650 Maybach (222) S 650 (222) S 680 (223) SL 65 AMG Black Series (230) SL 65 AMG (230) SL 65 AMG (231)	09/03				61-33920-00 L 275 016 02 20 84 Ø MLS 		71-40314-00 L 137 016 02 21 	12-31306-19 137 050 00 58 2x 	71-33908-00 L 275 098 04 80 2x 	71-41127-00 137 014 00 22 	81-26248-10 K 014 997 70 46 45x67 A SL RD PTFE
					02-33925-01 R 		61-33925-00 R 275 016 03 20 84 Ø MLS 		71-40316-00 R 137 016 03 21 		71-34013-00 275 142 10 80 2x 		81-26249-10 K 112 997 02 46 93x114 A SL LD PTFE ACM 	
6,2	M 156.980 M 156.981 M 156.982 M 156.983 M 156.984 M 156.985	336-386 kW (457-525 PS)	C 63 AMG (204) CLK 63 AMG (209) CLS 63 AMG (219) E 63 AMG (211) E 63 AMG (212) ML 63 AMG (164) R 63 AMG (251) S 63 AMG (216) S 63 AMG (221) SL 63 AMG (230)	01/06				61-35505-00 R 156 016 00 20 103 Ø 			12-31306-01 000 053 46 58 (16x) 2x 	71-35576-00 L 156 141 04 80 2x 	70-31414-10 	81-26248-10 K 014 997 70 46 45x67 A SL RD PTFE
								61-35510-00 L 156 016 04 20 103 Ø 			70-31306-00 000 053 11 00 32x 	71-36468-00 157 142 01 80 2x 		81-26249-10 K 112 997 02 46 93x114 A SL LD PTFE ACM

Haftungsausschluss

(für Katalog)

Alle Angaben in unserem Katalog wurden von uns sorgfältig geprüft, sind jedoch unverbindlich. Ersatzansprüche wegen Katalogangaben werden von uns nicht anerkannt. Der Käufer ist selbst verpflichtet, zu prüfen, ob unsere Teile für seine Zwecke geeignet sind. In allen Zweifelsfällen sollte Rücksprache mit unserem technischen Kundendienst erfolgen **Tel. +49 731 7046 999**.

Technische Weiterentwicklungen oder Änderungen bleiben vorbehalten, soweit damit keine Nachteile für den Kunden verbunden sind.

Angaben, Namens- und Markenzeichen, Beschreibungen, Nummern von Fahrzeugnummern und Herstellerzeichen, Original-Ersatzteilnummern der Fahrzeug- und Motorenhersteller u. a. sind ausschließlich für interne Zwecke gedacht. Solche Kennzeichnungen dürfen Fahrzeugbesitzern gegenüber nicht verwendet werden.

Wir weisen ausdrücklich darauf hin, dass alle von uns gelieferten Teile von geschultem Fachpersonal einzubauen sind. Reinz haftet für Fehler in diesem Katalog nur, wenn diese für den Kunden nicht offenbar erkennbar sind sowie nur bei Vorsatz und grober Fahrlässigkeit von Reinz, eines Vertreters oder eines Erfüllungsgehilfen. Dieser Haftungsausschluss gilt nicht im Rahmen

des Anwendungsbereichs des Produkthaftungsgesetzes und nicht bei Verletzung von Körper, Leben und Gesundheit, sowie bei der Verletzung von sog. Kardinalpflichten. Darüber hinaus ist unsere Haftung für Schäden, insbesondere für Personen-, Sach- oder Vermögensschäden, die unmittelbar oder mittelbar im Zusammenhang mit der Nutzung dieses Kataloges auftreten, sowie für nicht voraussehbare Schäden ausgeschlossen.

Reinz ist Inhaber aller Schutzrechte an den in diesem Katalog gespeicherten Daten. Kopie, Nachdruck, ganze oder teilweise Übernahme der Inhalte und Vervielfältigung, auch auszugsweise, ist nur mit unserer vorheriger schriftlicher Zustimmung sowie mit unserem Urheberrechtsvermerk zulässig.

Für Bestellungen, welche ab dem Erscheinungsdatum eines neuen Katalogs getätigt werden, sind alleine die Angaben des neuen Katalogs maßgeblich. Auf Angaben im Vorkatalog kann bei Neubestellungen nicht mehr zurückgegriffen werden.

Sofern Sie noch Fragen haben, bitten wir Sie, sich mit uns in Verbindung zu setzen.

VictorReinz.com/AGB

Exclusion of Liability

(for catalog)

All details in our catalog have been thoroughly checked by us but are however not binding. Right to damages on account of catalog details will not be recognized. The purchaser is obliged to check if our parts are suitable for their use. In all doubtful cases, the purchaser should consult our technical customer service under **+49 731 7046 999**.

We reserve the right to further technical developments or changes as long as no disadvantage for the customer results.

Details, name and trademarks, descriptions, numbers from vehicle numbers and manufacturer symbols, original vehicle replacement part numbers and engine manufacturer etc. are solely for internal use. Such labels must not be used with vehicle owners.

We specifically point out that all parts supplied by us must be assembled by trained specialists.

Reinz is liable for mistakes in this catalog only when they are not clearly recognizable for the customer, as well as by intent or gross negligence on the part of Reinz, its representative or vicarious agent. This exclusion of liability does not apply within the framework of the field of

application of the product liability laws and not by bodily harm, life and health, as well as by violation of cardinal duties. In addition, our liability for damages, especially personal, property or financial damages that occur directly or indirectly as a result of the use of this catalog, as well as non-foreseeable damages are excluded.

Reinz is the owner of all patent rights on the data stored in this catalog. Copies, reprints, whole or partial takeover of the contents and duplication even in excerpts are only permissible with our prior written approval, as well as with our copyright note.

For orders placed after the publication date of a new catalog, only the details in the new catalog are binding and no fall back to details in the previous catalog is possible.

In case you have further questions, do not hesitate to contact us.

VictorReinz.com/AGB

VictorReinz.com

reinz.info@dana.com

Technical Hotline +49 (0)731 7046-9 99

REINZ-Dichtungs-GmbH

Reinzstrasse 3-7
89233 Neu-Ulm
Germany
+49 (0)731 7046-0

VICTOR REINZ[®]

